



US00D400477S

United States Patent [19]

Johenning et al.

[11] **Patent Number: Des. 400,477**

[45] **Date of Patent: **Nov. 3, 1998**

[54] **TIRE TREAD**

D. 365,791 1/1996 Brown et al. D12/146
4,667,717 5/1987 Graas 152/209 A

[75] Inventors: **Christopher Paul Johenning**,
Wadsworth; **Andrew Frederick Weimer**,
Akron; **John Janis Taube**,
Tallmadge; **David Ray Hubbell, Jr.**,
Hartville; **Christopher Alan Manthey**,
Stow, all of Ohio

OTHER PUBLICATIONS

Heritage Mega Toque Plus 2 Tire, 1996 Tread Design Guide,
p. 38, Jan. 1996.
Pirelli Winter 190P Tire, 1996 Tread Design Guide, p. 59,
Jan. 1996.
Dunlop SP Sport D40 M2 Tire, 1996 Tread Design Guide,
p. 24, Feb. 1996.
Michelin XRD Tire, 1996 Tread Design Guide, p. 178, Feb.
1996.

[73] Assignee: **The Goodyear Tire & Rubber
Company**, Akron, Ohio

Primary Examiner—Robert M. Spear
Attorney, Agent, or Firm—T P Lewandowski

[**] Term: **14 Years**

[21] Appl. No.: **82,733**

[57] CLAIM

[22] Filed: **Jan. 29, 1998**

The ornamental design for a tire tread, as shown and
described.

Related U.S. Application Data

DESCRIPTION

[63] Continuation-in-part of Ser. No. 66,232, Feb. 7, 1997, Pat.
No. Des. 390,175.

FIG. 1 is a perspective view of a tire tread showing our new
design, it being understood that the pattern repeats uni-
formly throughout the circumference of the tread;
FIG. 2 is a front elevational view thereof;
FIG. 3 is a side elevational view thereof, the opposite side
elevational view being a mirror image thereof; and,
FIG. 4 is an enlarged fragmentary front perspective view
thereof.

[51] **LOC (6) Cl.** **12-15**

[52] **U.S. Cl.** **D12/147**

[58] **Field of Search** D12/134, 136,
D12/138, 140-151; 152/209 R, 209 A,
209 D

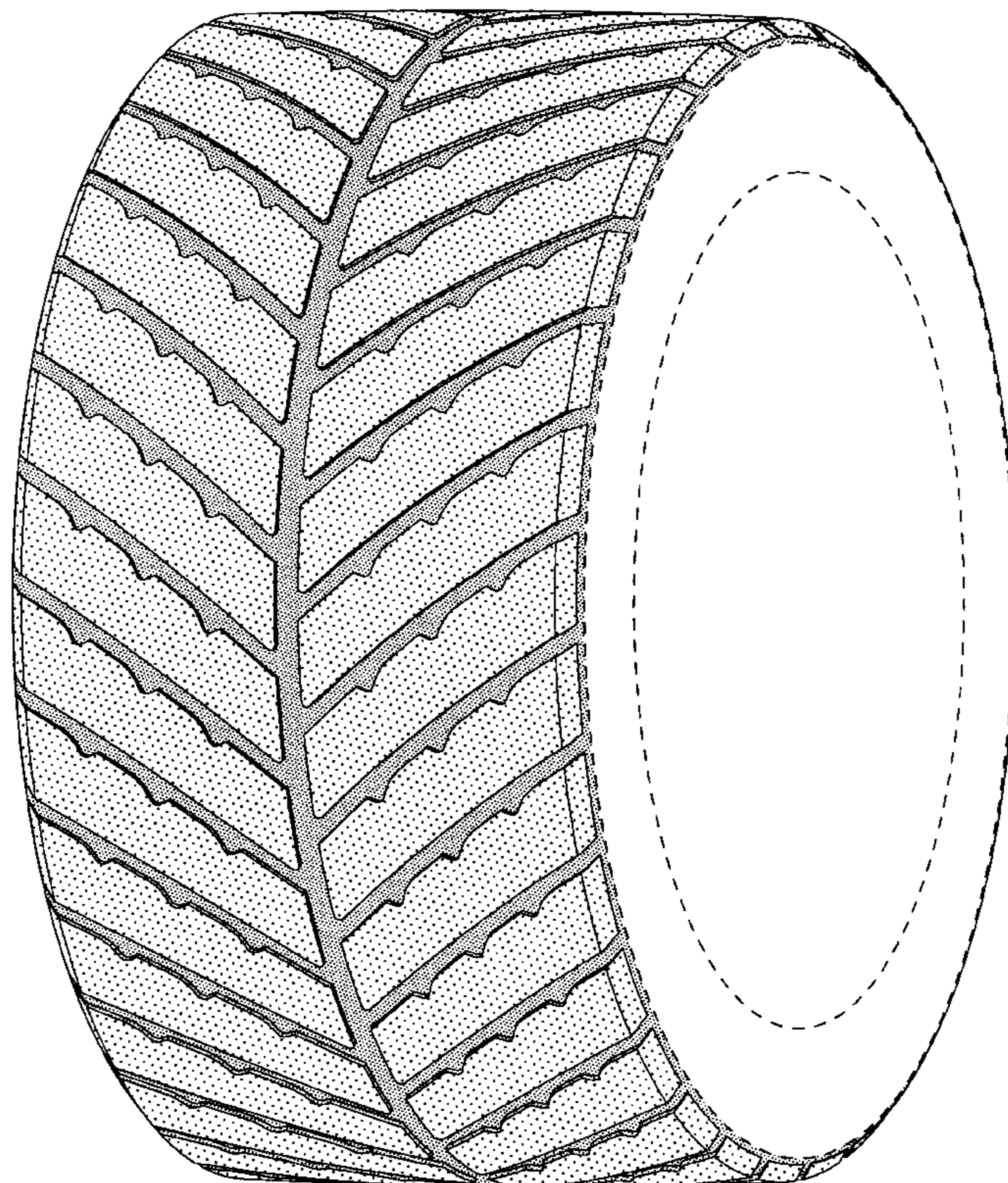
In the drawings, the broken lines defining the inner bead of
the sidewall and the peripheral boundary between the tire
tread and the sidewall are for illustrative purposes only and
form no part of the claimed design.

[56] References Cited

U.S. PATENT DOCUMENTS

D. 15,121 6/1884 Pratt D12/151
D. 66,108 12/1924 Belden D12/145
D. 312,063 11/1990 Covert et al. D12/147

1 Claim, 4 Drawing Sheets



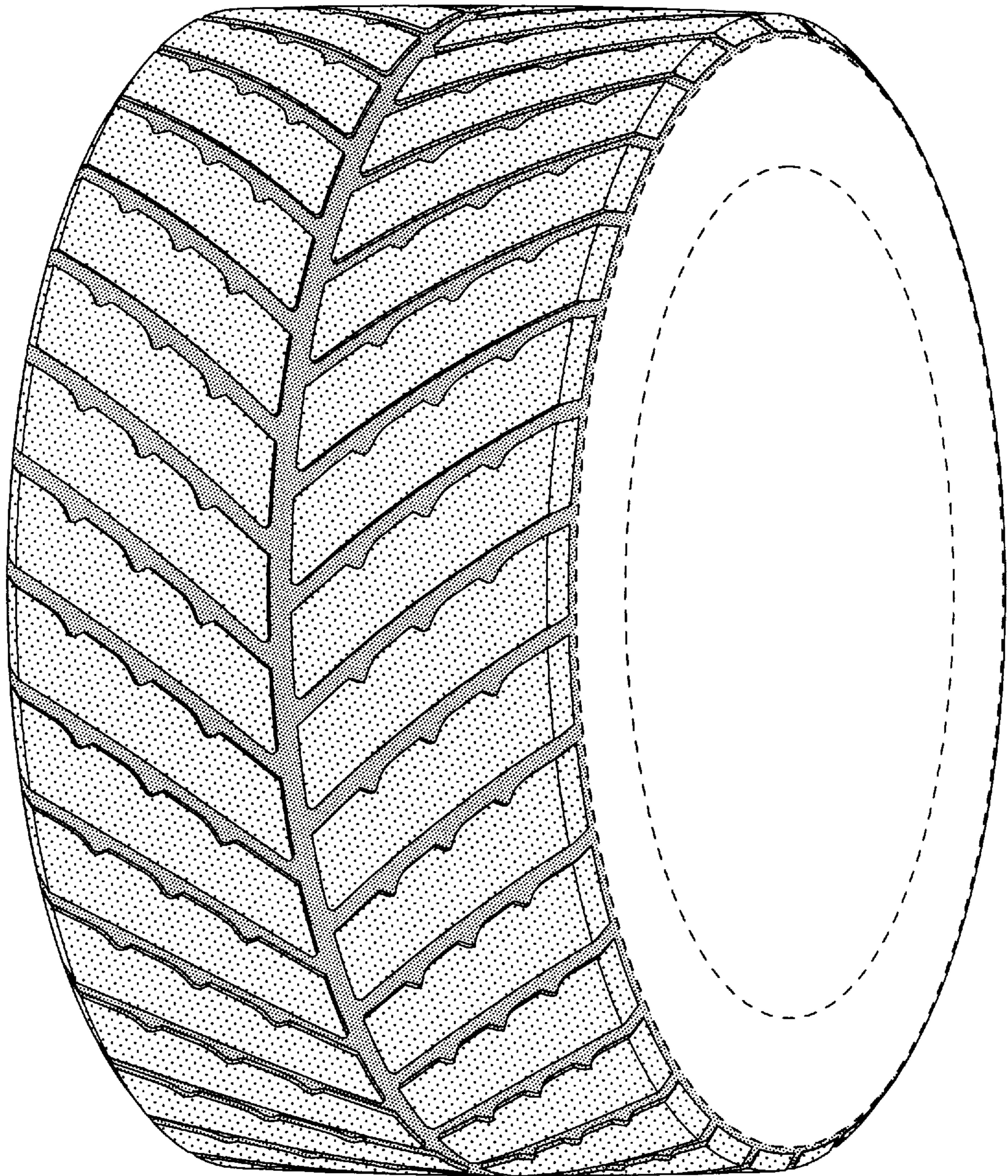


FIG-1




FIG-2

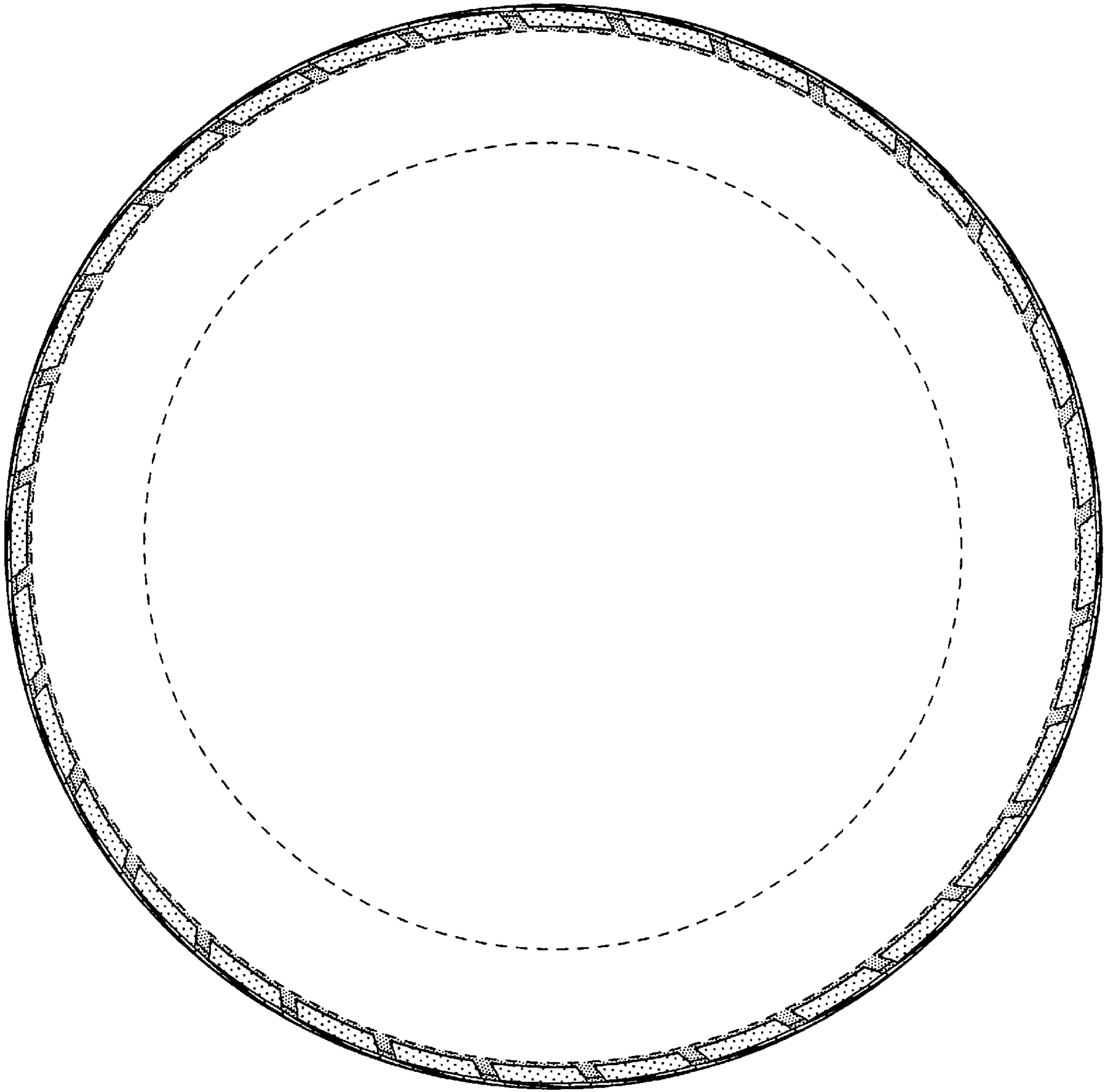


FIG-3

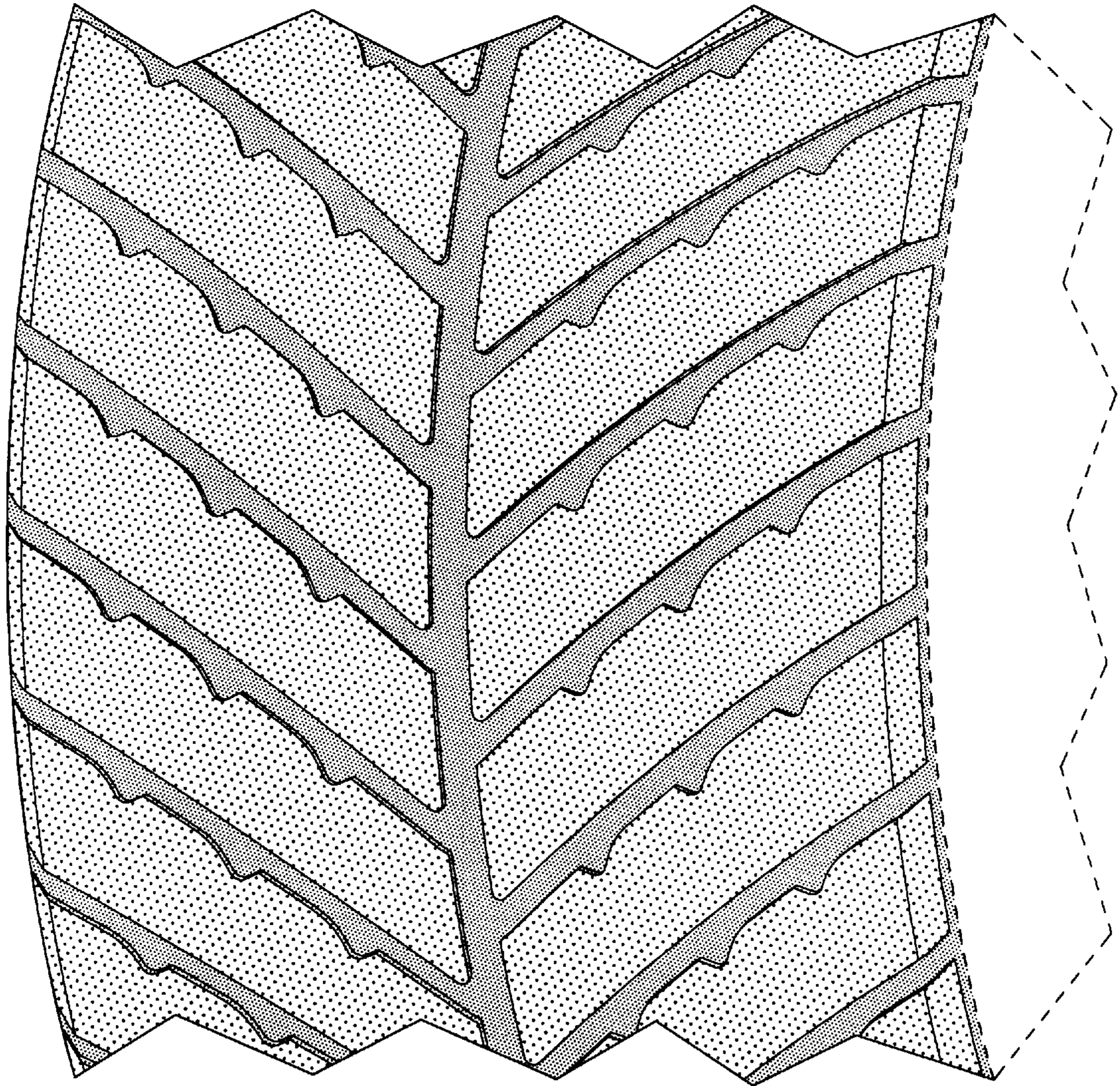


FIG-4