



US00D400459S

United States Patent [19]

Menke et al.

[11] **Patent Number:** **Des. 400,459**

[45] **Date of Patent:** ****Nov. 3, 1998**

[54] **WARNING LIGHT LENS COVER**

[75] Inventors: **W. Kenneth Menke**, Glendale; **W. Kenneth Menke, III**, Webster Groves, both of Mo.

[73] Assignee: **The Fire Products Company**, Webster Groves, Mo.

[**] Term: **14 Years**

[21] Appl. No.: **81,219**

[22] Filed: **Dec. 23, 1997**

[51] **LOC (6) Cl.** **10-05**

[52] **U.S. Cl.** **D10/104**

[58] **Field of Search** D26/28-36; D10/104, D10/114, 121; 362/61, 74, 80, 80.1, 83, 83.2, 147, 362, 363, 404, 432; 340/540, 541, 545, 561, 565

[56] **References Cited**

U.S. PATENT DOCUMENTS

- D. 339,997 10/1993 Manor, Jr. et al. D10/104
- D. 357,762 4/1995 Douglas D10/104
- D. 374,635 10/1996 Hur et al. D10/106

- D. 375,180 10/1996 Lyons D10/114
- D. 379,070 5/1997 Witzig D10/106
- D. 388,088 12/1997 Band et al. D10/104

Primary Examiner—Marcus A. Jackson
Attorney, Agent, or Firm—Howell & Haferkamp, LC


[57] **CLAIM**

The ornamental design for a warning light lens cover, as shown and described.

DESCRIPTION

FIG. 1 is a perspective view of a warning light lens cover showing our new design;
 FIG. 2 is a front elevation view of the warning light lens cover;
 FIG. 3 is a rear elevation view of the warning light lens cover;
 FIG. 4 is a top view of the warning light lens cover;
 FIG. 5 is a bottom view of the warning light lens cover;
 FIG. 6 is a right-side view of the warning light lens cover;
 FIG. 7 is a left-side view of the warning light lens cover; and,
 FIG. 8 is a perspective view of the warning light lens cover similar to that of FIG. 1 but turned 180.

1 Claim, 3 Drawing Sheets






FIG. 1




FIG. 2




FIG. 3

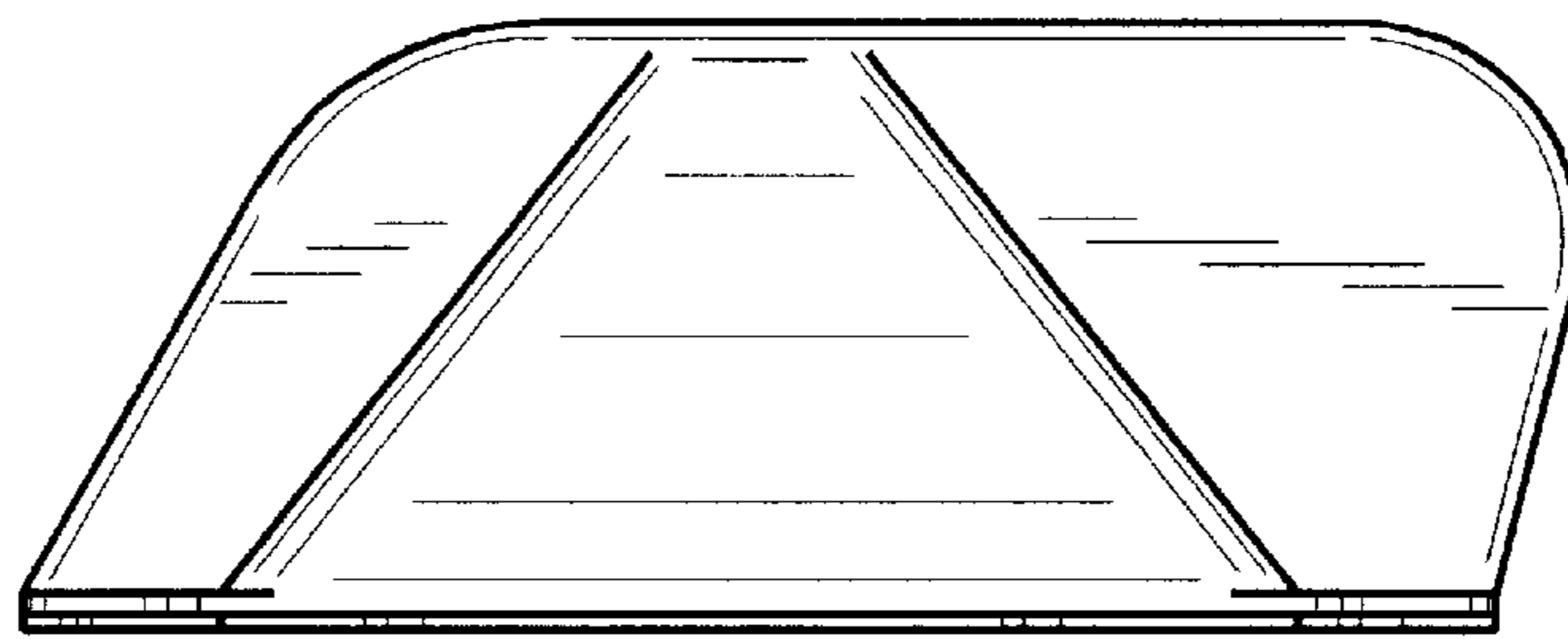


FIG. 4

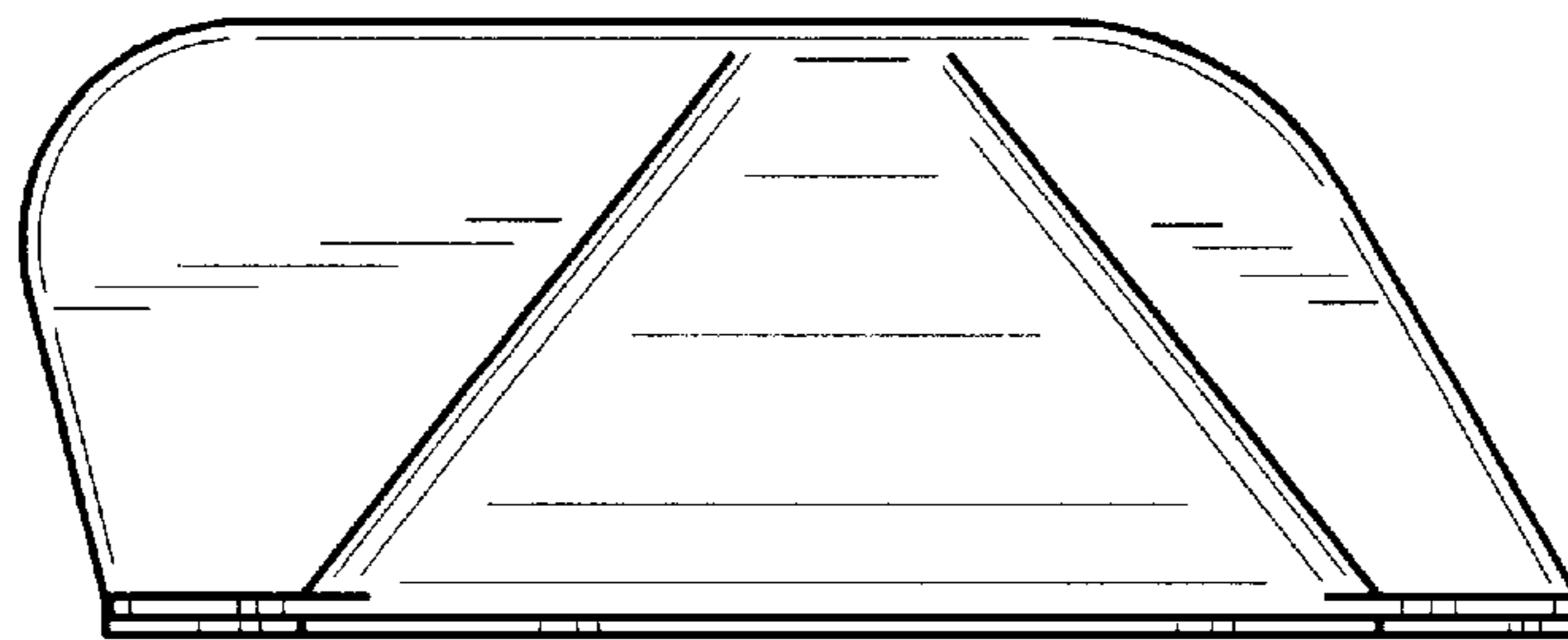


FIG. 5




FIG. 6




FIG. 7




FIG. 8