

US00D400448S

United States Patent [19]
Wunderman

[11] **Patent Number: Des. 400,448**
[45] **Date of Patent: **Nov. 3, 1998**

[54] **WRISTWATCH**

[75] Inventor: **Severin Wunderman**, South Laguna, Calif.

[73] Assignee: **Gucci Timepieces SA**, Lengnau, Switzerland

[**] Term: **14 Years**

[21] Appl. No.: **82,087**

[22] Filed: **Jan. 14, 1998**

[30] **Foreign Application Priority Data**

Jul. 14, 1997 [XH] Hague Agreement DMA/003784

[51] **LOC (6) Cl.** **10-02**

[52] **U.S. Cl.** **D10/32; D10/30**

[58] **Field of Search** D10/1-40, 122-132;
D11/3-25; 63/1.1, 3, 5, 11; 368/276-277,
280-282, 285

[56] **References Cited**

U.S. PATENT DOCUMENTS

D. 377,148 1/1997 Budino D10/39 X

D. 388,339 12/1997 Wunderman D10/39
5,146,437 9/1992 Boucheron 368/282
5,206,841 4/1993 Boucheron 368/276

OTHER PUBLICATIONS

P. 27-Watch at 2nd from bottom-right, 1985.

Primary Examiner—Nelson C. Holtje
Attorney, Agent, or Firm—Sughrue, Mion, Zinn, Macpeak & Seas, PLLC

[57] **CLAIM**

The ornamental design for a wristwatch, as shown and described.

DESCRIPTION

FIG. 1 is a perspective view of a wristwatch showing my new design;
FIG. 2 is a top plan view thereof;
FIG. 3 is a bottom plan view thereof;
FIG. 4 is a side elevational view of one side thereof;
FIG. 5 is a side elevational view of an opposite side thereof;
FIG. 6 is an end elevational view of one end thereof; and,
FIG. 7 is an end elevational view of an opposite end thereof.

1 Claim, 2 Drawing Sheets



FIG. 1



FIG. 2




FIG. 3




FIG. 4

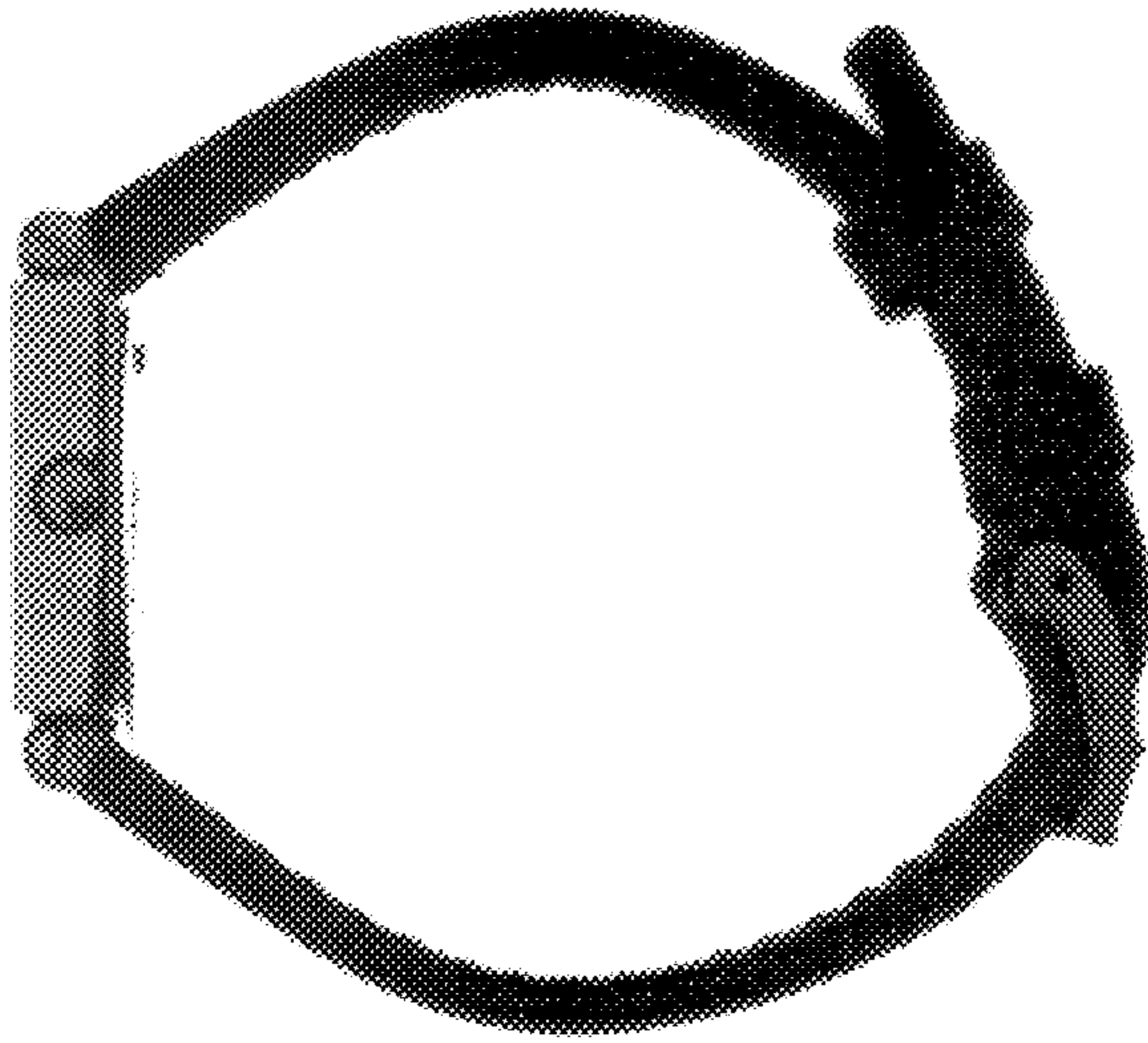


FIG. 5




FIG. 6




FIG. 7

