



US00D400447S

**United States Patent** [19]  
**Wunderman**

[11] **Patent Number: Des. 400,447**  
[45] **Date of Patent: \*\*Nov. 3, 1998**

[54] **WRISTWATCH**

[75] Inventor: **Severin Wunderman**, South Laguna, Calif.

[73] Assignee: **Gucci Timepieces SA**, Lengnau, Switzerland

[\*\*] Term: **14 Years**

[21] Appl. No.: **82,085**

[22] Filed: **Jan. 14, 1998**

[30] **Foreign Application Priority Data**

Jul. 14, 1997 [XH] Hague Agreement ..... DMA/003784

[51] **LOC (6) Cl.** ..... **10-02**

[52] **U.S. Cl.** ..... **D10/32; D10/30**

[58] **Field of Search** ..... D10/1-40, 122-132;  
D11/3-25; 63/1.1, 3, 5, 11; 368/276-277,  
280-282, 285

[56] **References Cited**

**U.S. PATENT DOCUMENTS**

D. 377,148 1/1997 Bodino ..... D10/39 X

D. 388,339 12/1997 Wunderman ..... D10/39  
5,146,437 9/1992 Boucheron ..... 368/282  
5,206,841 4/1993 Boucheron ..... 368/276

**OTHER PUBLICATIONS**

Form—Mar. 1985—p. 27—Watch at 2nd from Bottom—Right.

*Primary Examiner*—Nelson C. Holtje  
*Attorney, Agent, or Firm*—Sughrue, Mion, Zinn, Macpeak & Seas, PLLC

[57] **CLAIM**

The ornamental design for a wristwatch, as shown and described.

**DESCRIPTION**

FIG. 1 is a perspective view of a wristwatch showing my new design;  
FIG. 2 is a top plan view thereof;  
FIG. 3 is a bottom plan view thereof;  
FIG. 4 is a side elevational view of one side thereof;  
FIG. 5 is a side elevational view of an opposite side thereof;  
FIG. 6 is an end elevational view of one end thereof; and,  
FIG. 7 is an end elevational view of an opposite end thereof.

**1 Claim, 2 Drawing Sheets**



FIG. 1



FIG. 2




FIG. 3




FIG. 4




FIG. 5




FIG. 6




FIG. 7

