



US00D400427S

United States Patent [19]

Okawa et al.

[11] **Patent Number:** **Des. 400,427**

[45] **Date of Patent:** ****Nov. 3, 1998**

[54] **LOOP TAPE FOR HOOK-AND-LOOP FASTENERS**

| | | | | |
|-----------|--------|----------|-------|--------|
| 4,939,818 | 7/1990 | Hahn | | 24/442 |
| 5,040,275 | 8/1991 | Eckhardt | | 24/442 |
| 5,286,112 | 2/1994 | Bible | | 24/442 |

[75] Inventors: **Mitsuhisa Okawa**, Kurobe; **Toru Yamamoto**, Osaka, both of Japan

Primary Examiner—B. J. Bullock
Attorney, Agent, or Firm—Hill & Simpson

[73] Assignee: **YKK Corporation**, Tokyo, Japan

[57] **CLAIM**

[**] Term: **14 Years**

The ornamental design for “loop tape for hook-and-loop fasteners”, as shown.

[21] Appl. No.: **34,670**

DESCRIPTION

[22] Filed: **Feb. 9, 1995**

FIG. 1 is a front view of a loop tape for hook-and-loop fasteners;

[30] Foreign Application Priority Data

Aug. 9, 1994 [JP] Japan 6-24090

FIG. 2 is a plan view of the loop tape for hook-and-loop fasteners of FIG. 1;

[51] **LOC (6) Cl.** **08-08**

FIG. 3 is a rear view of the loop tape for hook-and-loop fasteners of FIG. 1;

[52] **U.S. Cl.** **D8/382; D11/200**

FIG. 4 is a base view of the loop tape for hook-and-loop fasteners of FIG. 1;

[58] **Field of Search** **D8/382; D11/200; 24/442, 445, 452**

FIG. 5 is a left side view of the loop tape for hook-and-loop fasteners of FIG. 1; and,

[56] References Cited

U.S. PATENT DOCUMENTS

4,672,722 6/1987 Malamed 24/445

FIG. 6 is a right side view of the loop tape for hook-and-loop fasteners of FIG. 1.

1 Claim, 3 Drawing Sheets

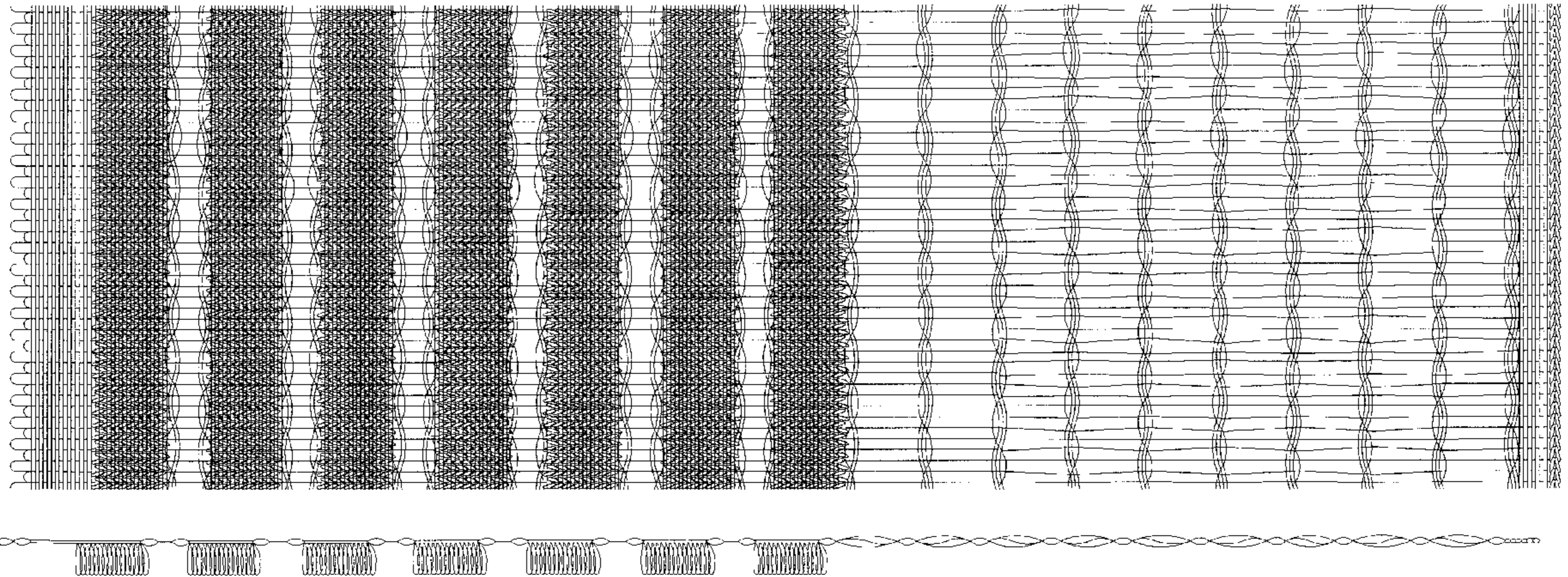


FIG. 1




FIG. 2

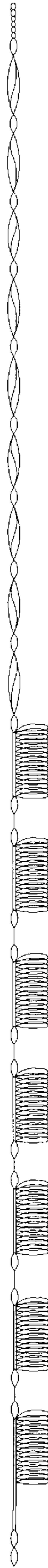


FIG. 3

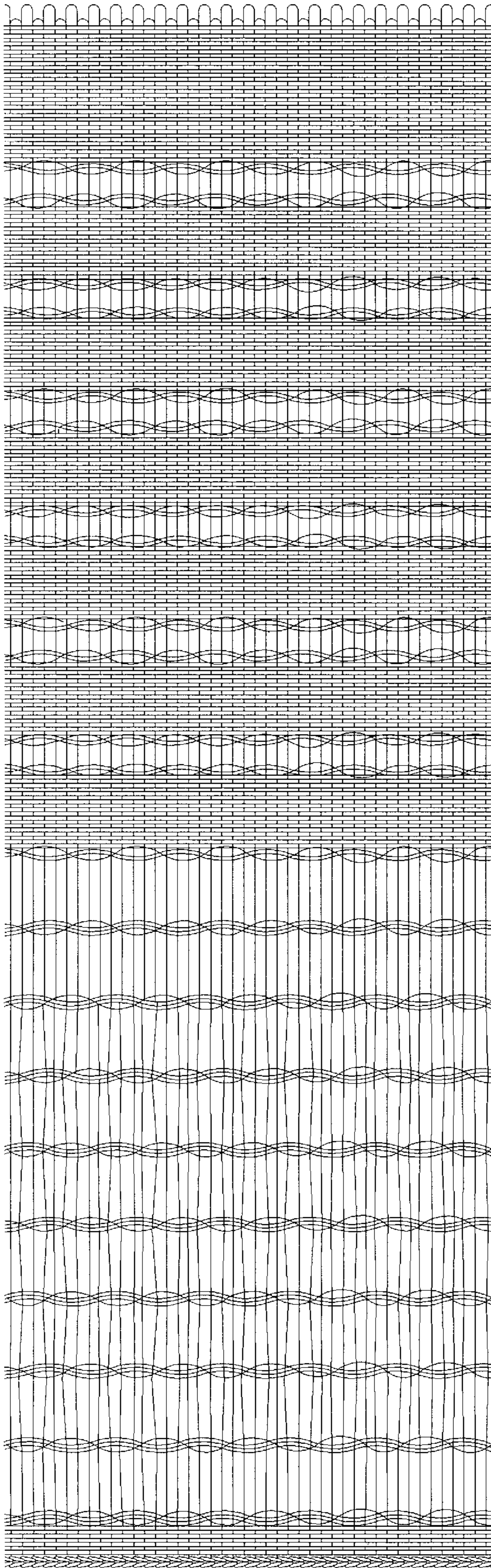


FIG. 4

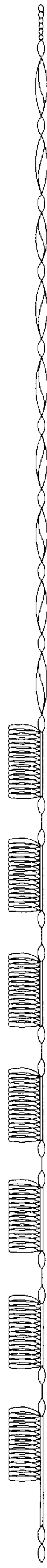


FIG. 5

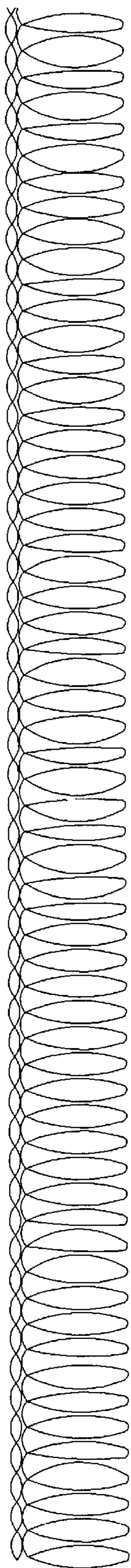


FIG. 6

