



US00D400395S

United States Patent [19] Wilson

[11] **Patent Number: Des. 400,395**

[45] **Date of Patent: ***Nov. 3, 1998**

[54] **STEM FOR AN ARTICLE OF GLASSWARE**

[75] **Inventor: Lorelei K. Wilson**, Toledo, Ohio

[73] **Assignee: Libbey Glass Inc.**, Toledo, Ohio

[*] **Notice:** The term of this patent shall not extend beyond the expiration date of Pat. No. Des. 387,613.

[**] **Term: 14 Years**

[21] **Appl. No.: 80,408**

[22] **Filed: Dec. 8, 1997**

[51] **LOC (6) Cl. 07-99**

[52] **U.S. Cl. D7/396.6; D7/396.2; D7/515; D7/524**

[58] **Field of Search D7/396.6, 396.2, D7/515, 524, 525, 514, 623, 527, 528, 533, 536, 619, 622, 558, 557; D9/307; D19/85**

[56] **References Cited**

U.S. PATENT DOCUMENTS

D. 77,944	3/1929	Dougherty	D7/526
D. 90,471	8/1933	Bottomo	D7/527
D. 100,616	8/1936	Cunningham	D7/527
D. 105,731	8/1937	Cunningham	D7/396.2
D. 105,754	8/1937	Cunningham	D7/396.2
D. 107,768	1/1938	Fuerst	D7/396.6
D. 119,746	4/1940	Fuerst	D7/559

D. 141,517	6/1945	Fordyce	D7/558
D. 292,991	12/1987	Adler	D9/307 X
D. 301,531	6/1989	Pitzer	D7/515
D. 340,074	10/1993	Turner	D9/307 X
D. 346,309	4/1994	Ocampo	D7/515
D. 375,226	11/1996	Blankenburg et al.	D7/515
D. 376,730	12/1996	Hurst et al.	D9/307 X
D. 387,611	12/1997	Wilson	D7/396.6
D. 387,612	12/1997	Wilson et al.	D7/396.6
D. 387,613	12/1997	Wilson et al.	D7/524 X
D. 387,614	12/1997	Wilson et al.	D7/396.6
D. 387,615	12/1997	Wilson et al.	D7/396.6
D. 387,616	12/1997	Wilson et al.	D7/396.6

Primary Examiner—M. N. Pandozzi
Attorney, Agent, or Firm—Emch, Schaffer, Schaub & Porcello Co., L.P.A.

[57] **CLAIM**

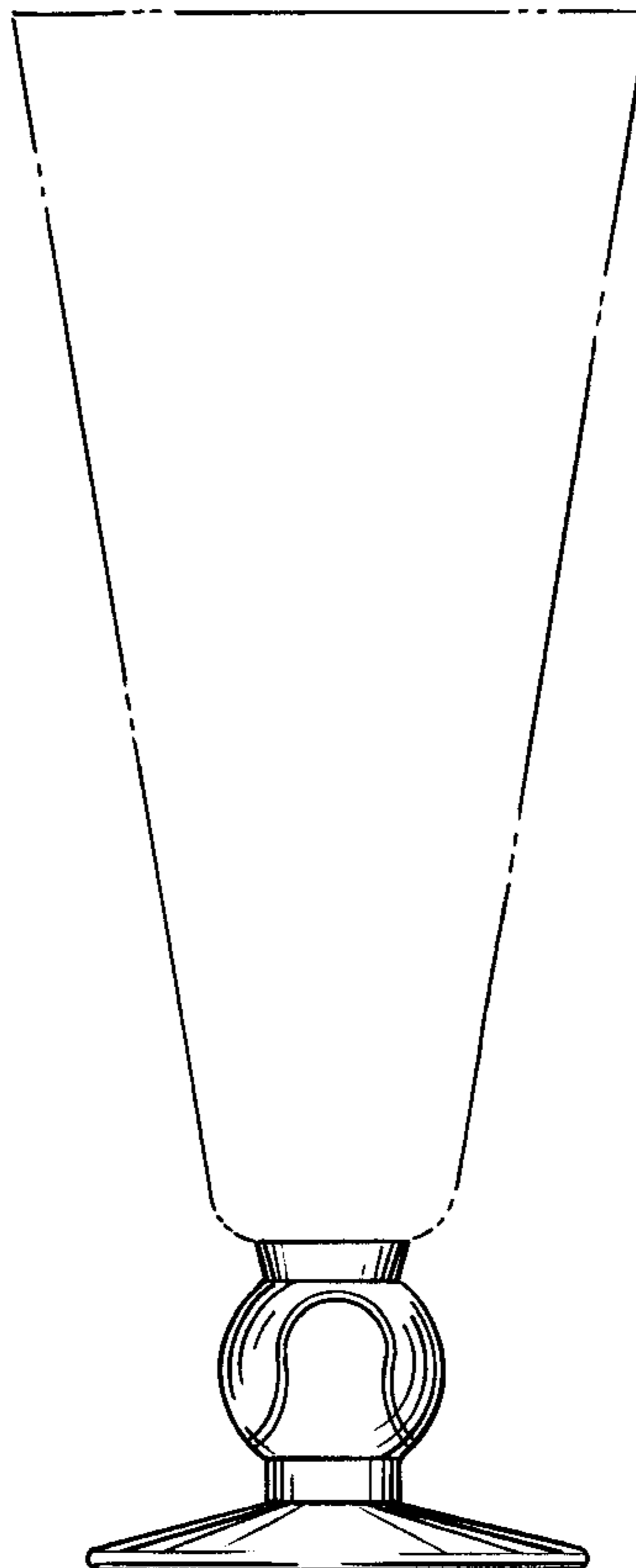
The ornamental design for a stem for an article of glassware, as shown and described.

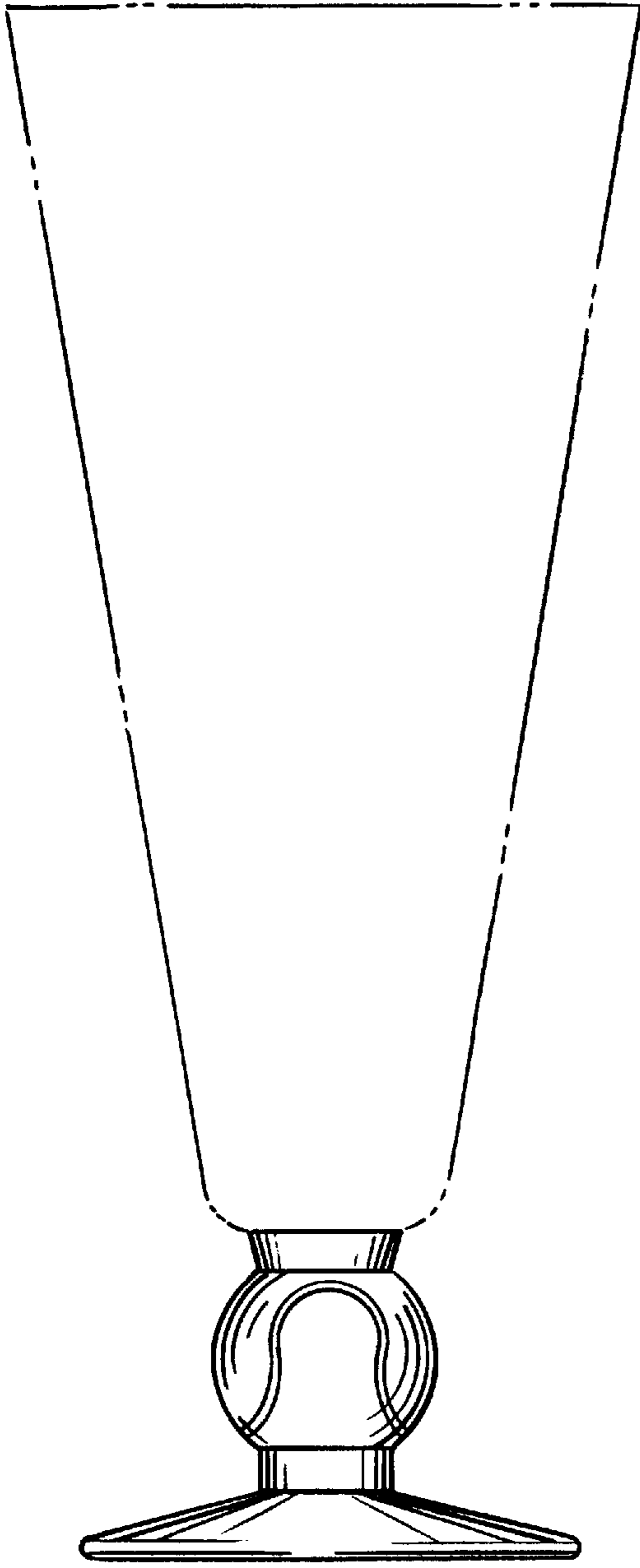
DESCRIPTION

FIG. 1 is a front elevational view of the present design; the rear elevational view being a mirror image thereof; FIG. 2 is a side elevational view thereof; the opposite side elevational view being a mirror image thereof; FIG. 3 is a top view thereof; and, FIG. 4 is a bottom view thereof.


The broken line showing the bowl in FIG. 1 is illustrative of environmental structure only and forms no part of the claimed design.

1 Claim, 2 Drawing Sheets

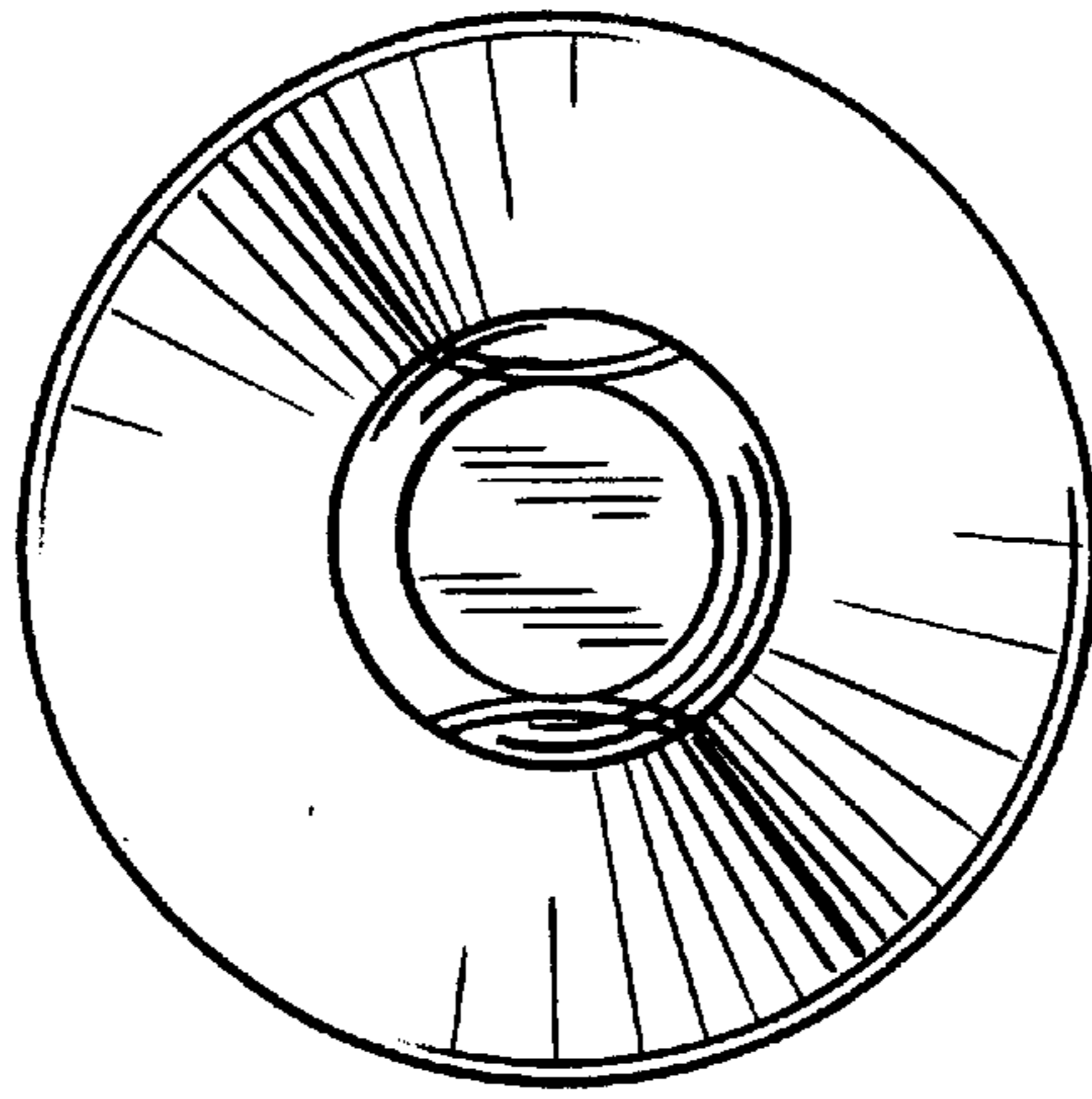




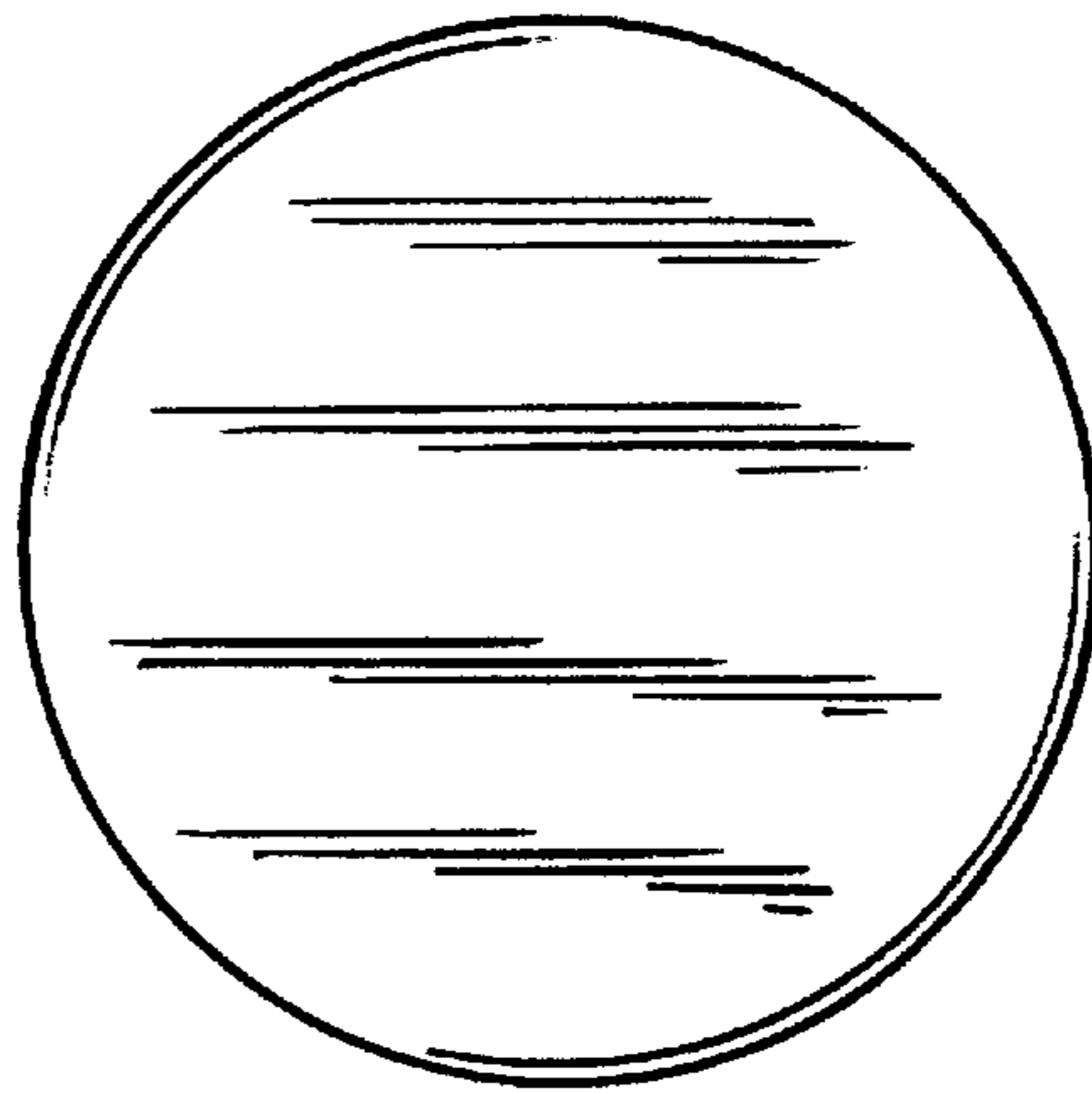
—FIG. 1



—FIG. 2



—FIG. 3



—FIG. 4