



US00D400374S

United States Patent [19]

Gassett et al.

[11] **Patent Number: Des. 400,374**

[45] **Date of Patent: **Nov. 3, 1998**

[54] **STORAGE STAND FOR AN INK CARTRIDGE**

[75] Inventors: **John Wayne Gassett; Peter Joseph Mendel; Thomas Eugene Pangburn**, all of Lexington, Ky.; **William Hassell Beacham**, Cincinnati, Ohio

[73] Assignee: **Lexmark International Inc.**, Lexington, Ky.

[**] Term: **14 Years**

[21] Appl. No.: **82,142**

[22] Filed: **Oct. 30, 1997**

[51] **LOC (6) Cl. 06-04**

[52] **U.S. Cl. D6/472**

[58] **Field of Search** D6/470-472, 475, D6/466, 467, 449; D3/273, 274, 294; D9/415, 420, 418, 422, 423; 206/769, 770, 771, 772, 773, 774, 371, 301, 776, 6.1, 752; 312/114, 126-130; 248/176.1, 114, 116

[56] **References Cited**

U.S. PATENT DOCUMENTS

D. 130,046 10/1941 Meyer D6/471

D. 133,495 8/1942 Meyer D6/470 X
D. 280,477 9/1985 Petrick D6/472
D. 306,537 3/1990 Swanson et al. D6/472
D. 349,553 8/1994 Au D9/422
2,118,507 5/1938 Guttman 206/752

Primary Examiner—James Gandy
Assistant Examiner—Linda Brooks
Attorney, Agent, or Firm—John A. Brady

[57] **CLAIM**

The ornamental design for a storage stand for an ink cartridge, as shown and described.

DESCRIPTION

FIG. 1 is a top, front left side perspective view of a storage stand for an ink cartridge;
FIG. 2 is a top view thereof;
FIG. 3 is a front view thereof;
FIG. 4 is a right side view thereof;
FIG. 5 is a left side view thereof;
FIG. 6 is a rear view thereof; and,
FIG. 7 is a bottom view thereof.

1 Claim, 7 Drawing Sheets





Fig. 1




Fig. 2




Fig. 3




Fig. 4




Fig. 5




Fig. 6




Fig. 7

