



US00D400364S

**United States Patent** [19]  
**Hutton**

[11] **Patent Number: Des. 400,364**

[45] **Date of Patent: \*\*Nov. 3, 1998**

[54] **CHAISE**

[75] Inventor: **John Hutton**, New York, N.Y.

[73] Assignee: **Donghia Furniture Co., Ltd.**, New York, N.Y.

[\*\*] Term: **14 Years**

[21] Appl. No.: **81,292**

[22] Filed: **Dec. 29, 1997**

[51] **LOC (6) Cl.** ..... **06-01**

[52] **U.S. Cl.** ..... **D6/361**

[58] **Field of Search** ..... D6/334, 335, 361,  
D6/374, 377, 500, 501, 502; 5/12.1; 297/423.1

[56] **References Cited**

**U.S. PATENT DOCUMENTS**

- D. 144,677 5/1946 Billet et al. .... D6/361
- D. 202,887 11/1965 Melchior ..... D6/361
- D. 220,620 5/1971 Jones ..... D6/361 X
- D. 261,830 11/1981 Marks ..... D6/361

- D. 269,482 6/1983 Ungaro ..... D6/361
- D. 278,579 4/1985 Milles ..... D6/334
- D. 387,572 12/1997 Lewis ..... D6/361
- 3,751,739 8/1973 Assmann ..... D6/361 X

*Primary Examiner*—Gary D. Watson  
*Attorney, Agent, or Firm*—Heslin & Rothenberg, P.C.

[57] **CLAIM**

The ornamental design for a chaise, as shown and described.

**DESCRIPTION**

FIG. 1 is a side elevational view of the chaise comprising my new design, the opposite side elevational view being a mirror image;

FIG. 2 is a top plan view thereof;

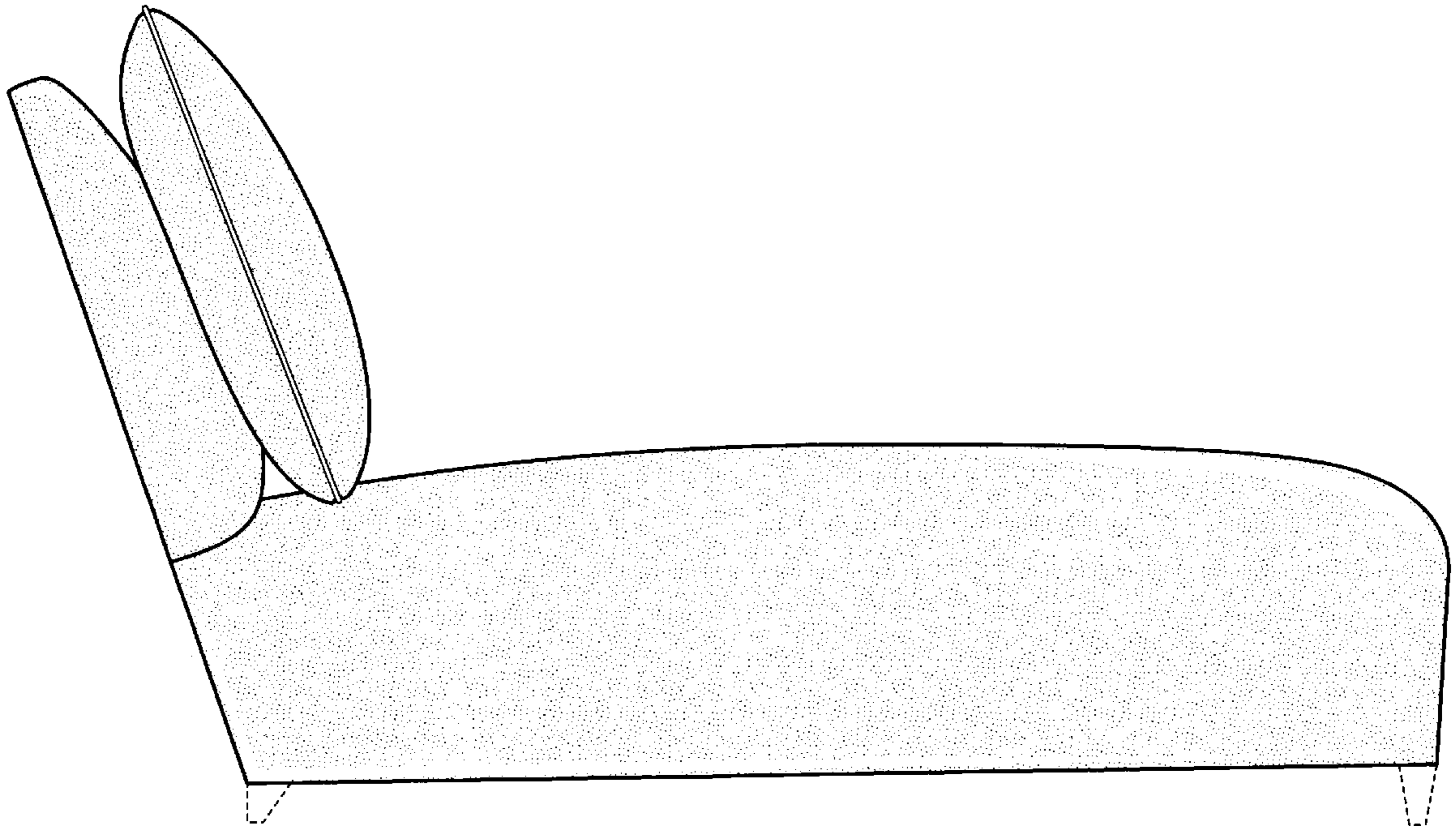
FIG. 3 is a front elevational view thereof;

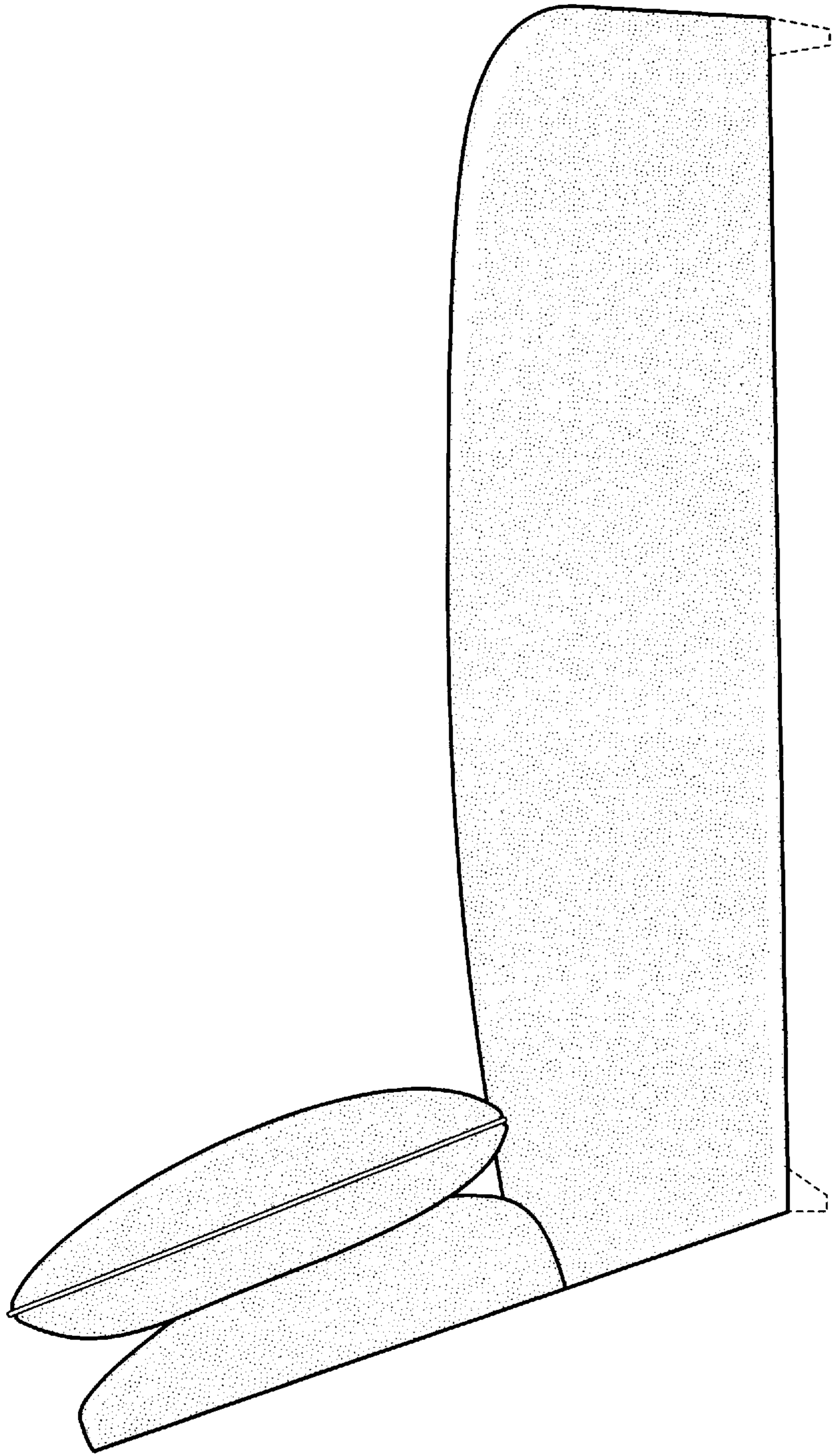
FIG. 4 is a back elevational view thereof; and,

FIG. 5 is a bottom view thereof.


The broken lines depicting leg members are for illustrative purposes only and form no part of the claimed design.

**1 Claim, 4 Drawing Sheets**






**FIG. 1**




**FIG. 2**






**FIG. 3**



**FIG. 4**



**FIG. 5**