



US00D400362S

# United States Patent [19] Mourgue

[11] **Patent Number: Des. 400,362**

[45] **Date of Patent: \*\*\*Nov. 3, 1998**

[54] **SEAT**

[75] **Inventor: Pascal Mourgue, Paris, France**

[73] **Assignee: Cinna of Briord, France**

[\*] **Notice:** The term of this patent shall not extend beyond the expiration date of Pat. No. D. 384,216.

[\*\*] **Term: 14 Years**

[21] **Appl. No.: 65,743**

[22] **Filed: Jul. 9, 1996**

[30] **Foreign Application Priority Data**

Jan. 11, 1996 [XH] Hague Agreement ..... DM/035 179

[51] **LOC (6) Cl. .... 06-01**

[52] **U.S. Cl. .... D6/334; D6/375**

[58] **Field of Search** ..... D6/334, 335, 336, D6/364, 371, 373, 374, 375, 381, 500, 501, 502; 297/232, 445.1

[56] **References Cited**

**U.S. PATENT DOCUMENTS**

D. 188,489 8/1960 Otto ..... D6/381

D. 280,271	8/1985	Platner	.....	D6/381
D. 281,839	12/1985	Hopfer	.....	D6/335
D. 368,176	3/1996	Mourgue	.....	D6/381
D. 384,216	9/1997	Mourgue	.....	D6/381

**OTHER PUBLICATIONS**

Domus, P.E, sofa shown, Apr. 1979.

*Primary Examiner*—Gary D. Watson  
*Attorney, Agent, or Firm*—Mathews, Collins, Shepherd & Gould, P.A.

[57] **CLAIM**

The ornamental design for a seat, as shown and described.

**DESCRIPTION**

FIG. 1 is a side and front perspective view of a seat showing my new design;

FIG. 2 is a front elevational view thereof;

FIG. 3 is a side elevational view thereof, taken from the left of FIG. 2, the elevational view opposite that shown in FIG. 3 being the mirror image thereof;

FIG. 4 is a rear elevational view thereof; and,

FIG. 5 is a top plan view thereof.

**1 Claim, 5 Drawing Sheets**





FIG. 1




FIG. 2



FIG. 3




FIG. 4




FIG. 5