



US00D400303S

United States Patent [19]

Tanaka et al.

[11] Patent Number: Des. 400,303

[45] Date of Patent: **Oct. 27, 1998

[54] ELECTRIC SHAVER

[75] Inventors: Yosuke Tanaka, Kobe; Kazuo Takada, Nara, both of Japan

[73] Assignee: Sanyo Electric Co., Ltd., Osaka, Japan

[**] Term: 14 Years

[21] Appl. No.: 74,583

[22] Filed: Jul. 21, 1997

[30] Foreign Application Priority Data

Jan. 23, 1997 [JP] Japan 9-1762

[51] LOC (6) Cl. 28-03

[52] U.S. Cl. D28/49

[58] Field of Search D28/44-53; 30/29.5, 30/30, 31, 32, 34.05, 42, 43, 43.1-43.9, 200-204, 208, 210

[56] References Cited

U.S. PATENT DOCUMENTS

D. 95,255	4/1935	Hill	D28/53
D. 302,345	7/1989	Rubin	D28/53
D. 305,162	12/1989	Mockovak	D28/53
1,790,546	1/1931	Kittle	30/29.5 X
1,801,889	4/1931	Ventimiglia	30/29.5
2,564,379	8/1951	Smith	30/43.6
3,842,498	10/1974	Mizobata et al.	30/220 X
3,919,769	11/1975	Horn	30/30
5,012,576	5/1991	Johannesson	30/29.5

FOREIGN PATENT DOCUMENTS

2615019	12/1977	Germany	30/29.5
507273	7/1979	Japan	.	
507273	8/1979	Japan	.	

154663	12/1979	Japan	30/200
4159054	12/1979	Japan	30/105
4082587	3/1992	Japan	30/34.05
896277	4/1994	Japan	.	

OTHER PUBLICATIONS

Hong Kong Enterprise Jun. 1992, p. 132: Bikini-Line Trimmer, Model No. B9201.

Primary Examiner—Sandra L. Morris
Assistant Examiner—C. Tuttle
Attorney, Agent, or Firm—Loeb & Loeb LLP

[57] CLAIM

The ornamental design for an electric shaver, as shown and described.

DESCRIPTION

FIG. 1 is a front perspective view of an electric shaver showing our new design;
 FIG. 2 is a front view of FIG. 1;
 FIG. 3 is a rear view thereof;
 FIG. 4 is a top view thereof;
 FIG. 5 is bottom view thereof;
 FIG. 6 is a left side view thereof;
 FIG. 7 is a right side view thereof;
 FIG. 8 is a front perspective view showing our design with the cap removed for a complete disclosure of the underlying parts;
 FIG. 9 is a front view of FIG. 8;
 FIG. 10 is a rear view thereof;
 FIG. 11 is a top view thereof;
 FIG. 12 is a bottom view thereof;
 FIG. 13 is a left side view thereof; and,
 FIG. 14 is a right side view thereof.

1 Claim, 4 Drawing Sheets

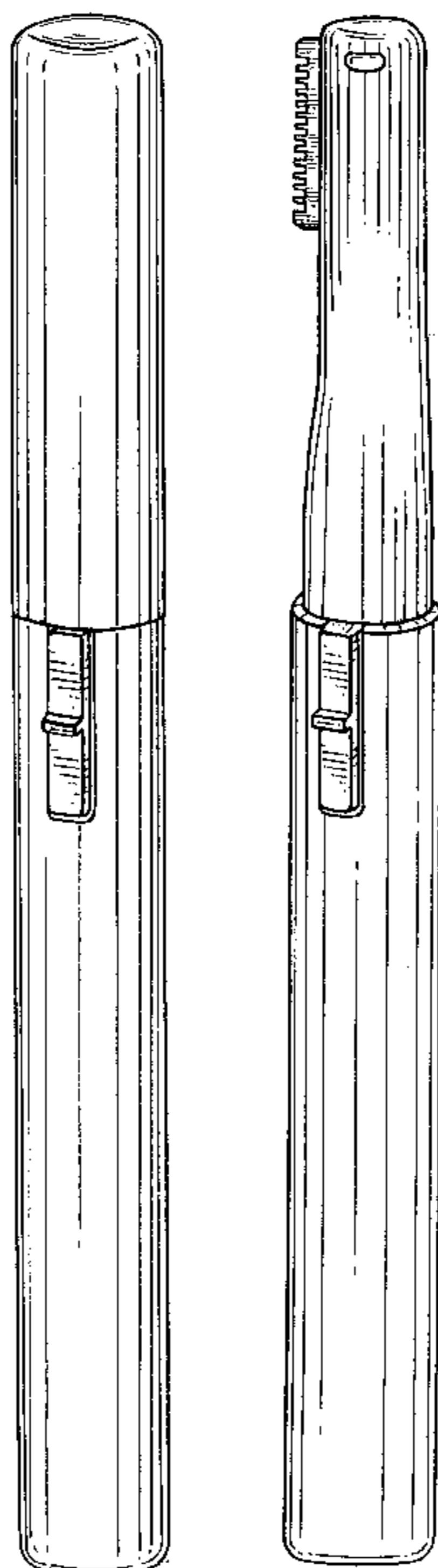


FIG. 1

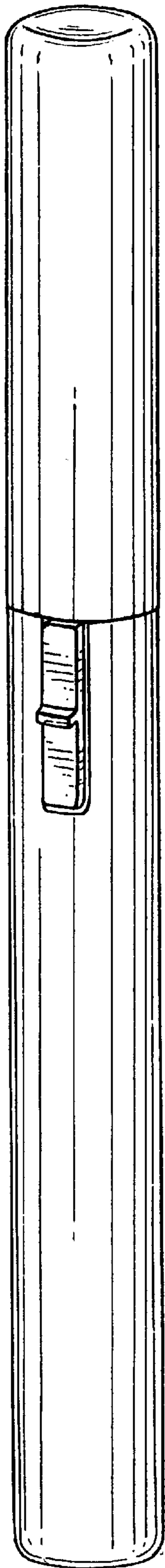


FIG. 2

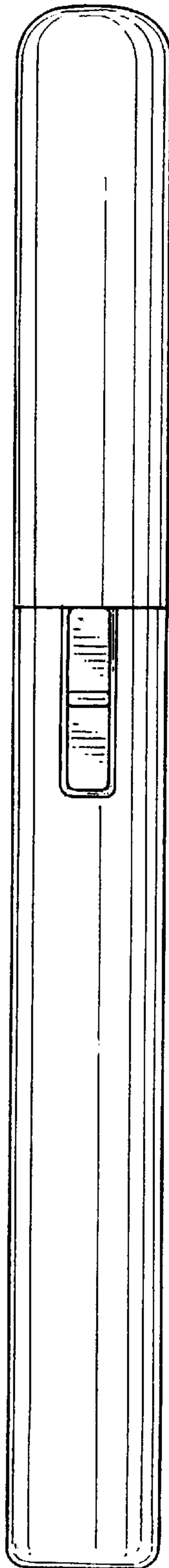


FIG. 3

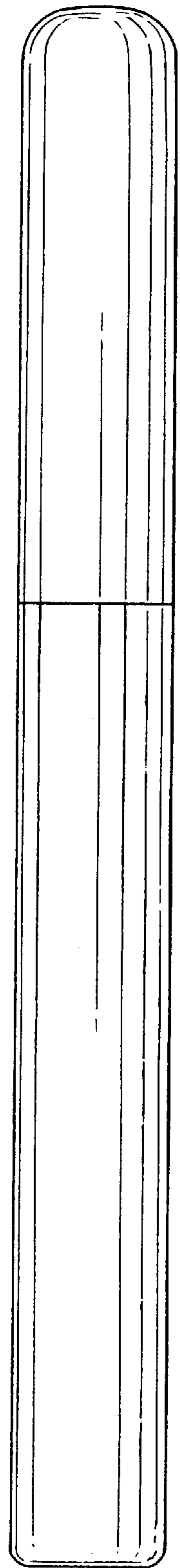


FIG. 4




FIG. 5




FIG. 6

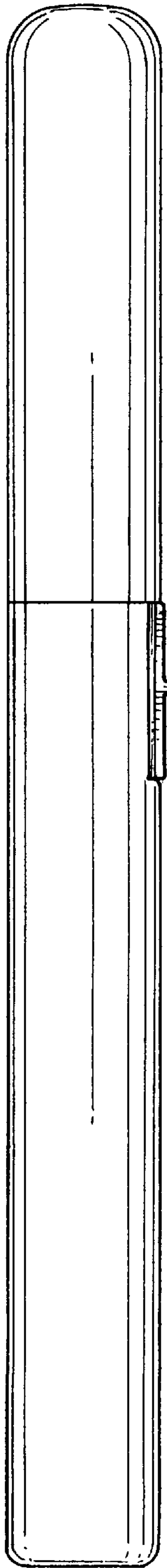


FIG. 7

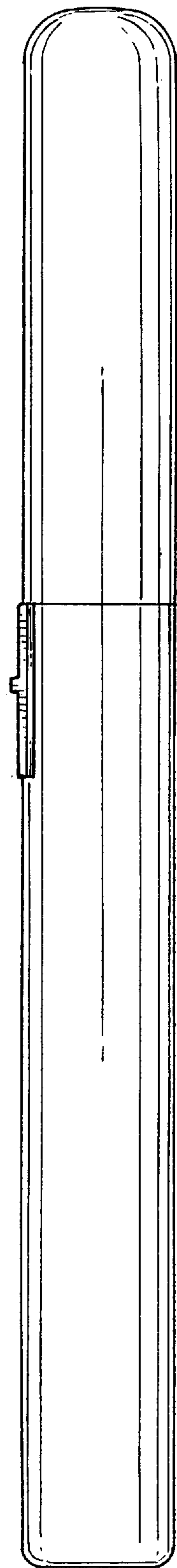


FIG. 8

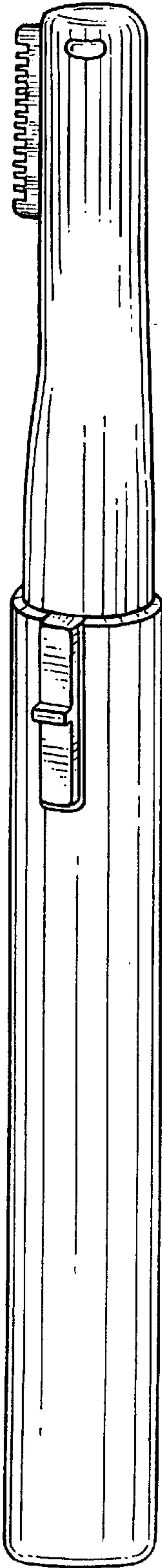


FIG. 9

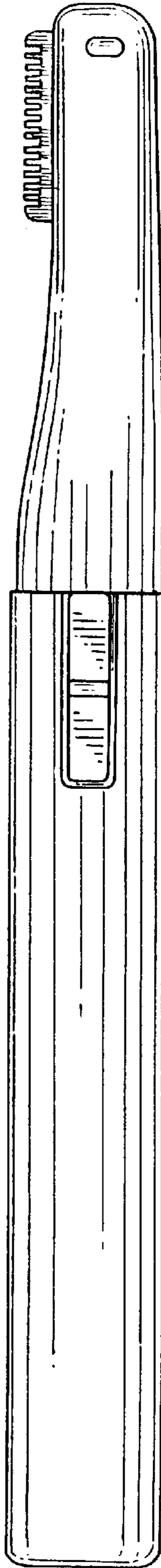


FIG. 10




FIG. 13

FIG. 14

FIG. 11

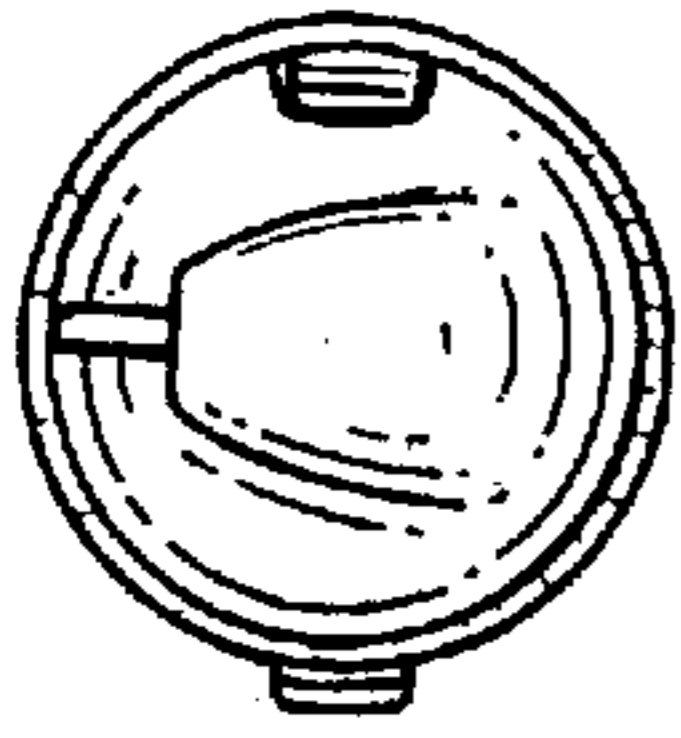


FIG. 12

