



US00D400300S

United States Patent [19]

Brandenburg et al.

[11] Patent Number: **Des. 400,300**

[45] Date of Patent: ****Oct. 27, 1998**

[54] **CIGARETTE ROLLER**

[75] Inventors: **Evert Jacobus Brandenburg, Landsmeer; Hans Johan Hendrik de Gooijer; Jurriaan Borstlap, both of Amsterdam, all of Netherlands**

[73] Assignee: **Handelonderneming Future B.V., Netherlands**

[**] Term: **14 Years**

[21] Appl. No.: **61,810**

[22] Filed: **Oct. 31, 1996**

[30] **Foreign Application Priority Data**

May 7, 1996 [XH] Hague Agreement DM/036386

[51] **LOC (6) Cl.** **27-99**

[52] **U.S. Cl.** **D27/194**

[58] **Field of Search** D27/194, 150, D27/101, 183; 131/52, 51, 47

[56] **References Cited**

U.S. PATENT DOCUMENTS

D. 57,581 4/1921 Branch D27/194

D. 142,559	10/1945	Herzog	D27/194
D. 256,168	7/1980	Thompson et al.	D27/194
1,956,838	5/1934	Steuart	131/47
2,218,075	10/1940	Stymus	131/47
2,471,656	5/1949	Sas	131/47
3,911,933	10/1975	Crisp et al.	D27/194 X

Primary Examiner—Susan J. Lucas
Assistant Examiner—Jennifer Rivard

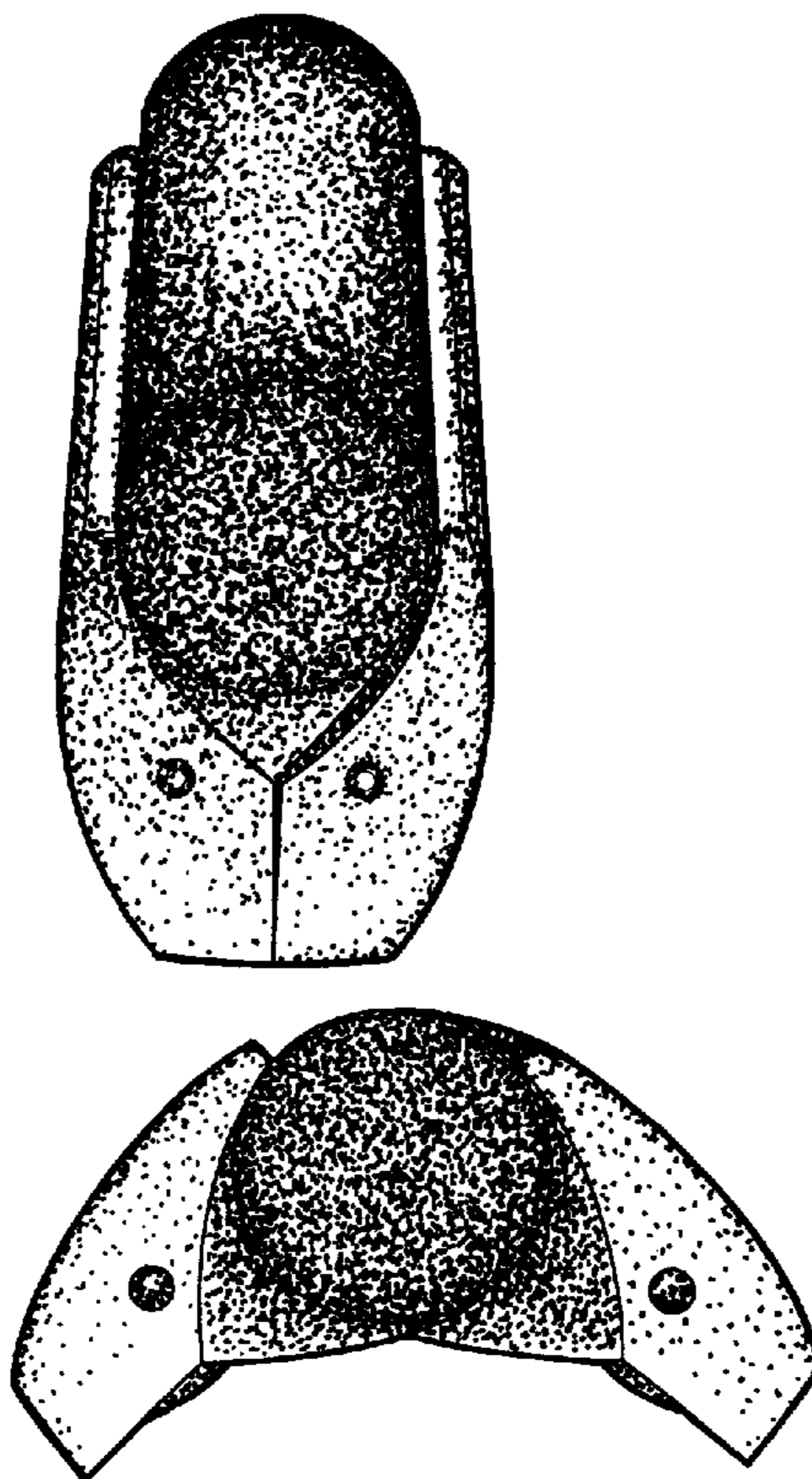
[57] **CLAIM**

The ornamental design for cigarette roller, as shown and described.

DESCRIPTION

FIG. 1 is a bottom perspective view, with the cigarette roller closed;
FIG. 2 is a bottom perspective view, with the cigarette roller open;
FIG. 3 is a top, right side perspective view, with the cigarette roller closed;
FIG. 4 is a top plan view thereof;
FIG. 5 is a right side elevation view thereof, the opposite side being a mirror image; and,
FIG. 6 is a right side elevation view, with the cigarette roller open, the opposite side being a mirror image.

1 Claim, 1 Drawing Sheet






FIG. 1




FIG. 2




FIG. 3




FIG. 4

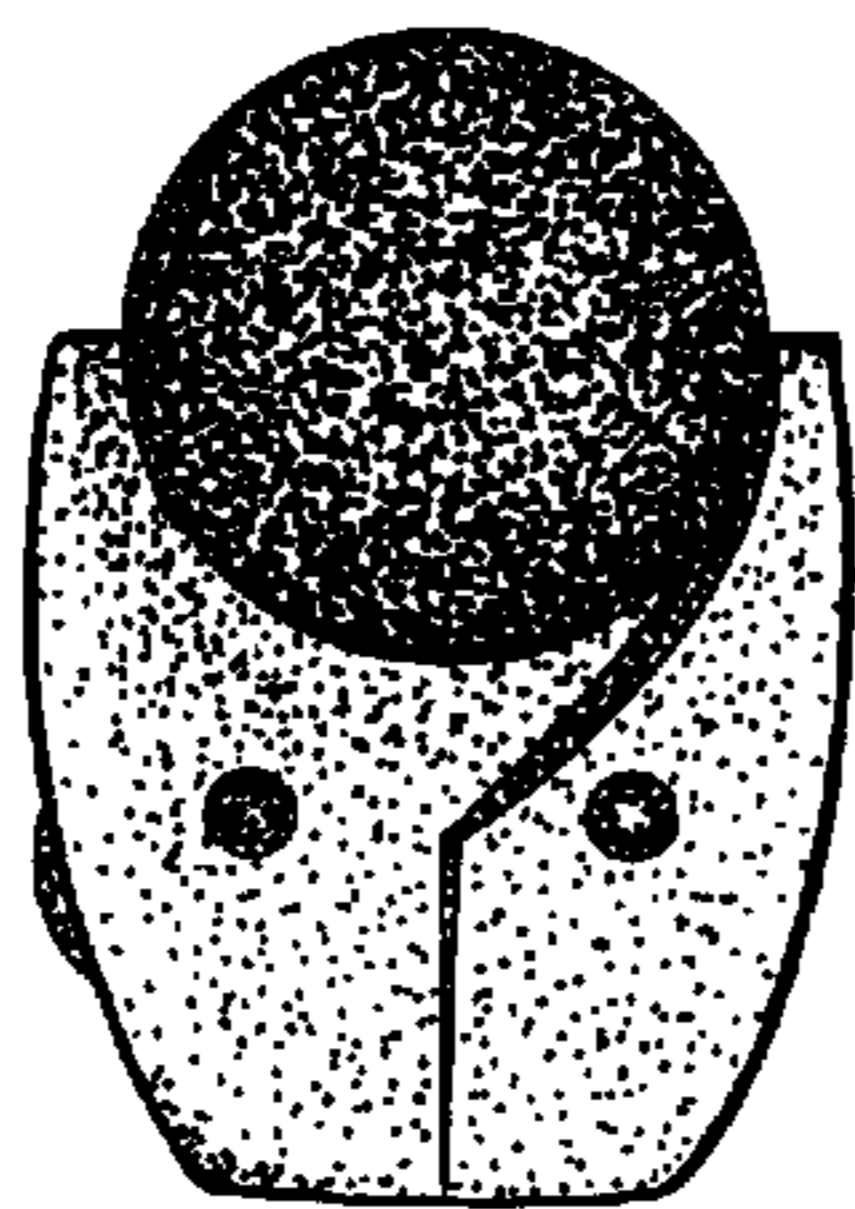


FIG. 5

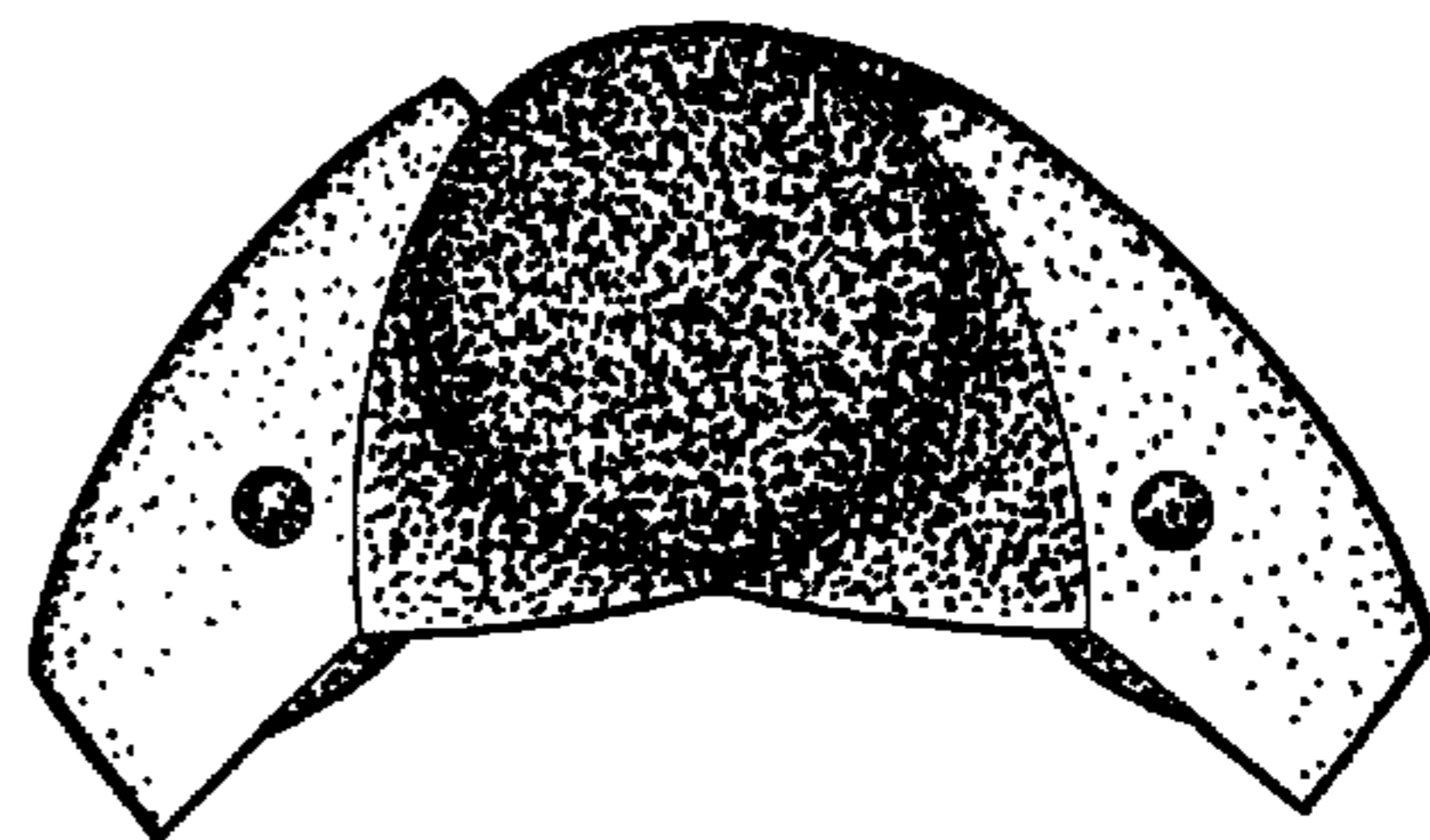


FIG. 6