



US00D400294S

United States Patent [19] Fraile

[11] **Patent Number: Des. 400,294**

[45] **Date of Patent: **Oct. 27, 1998**

[54] **CAST ARM FOR LIGHT FIXTURE**

D. 123,876 12/1940 Elting D26/145
2,278,433 4/1942 Elting 362/405

[75] Inventor: **Luis Esteban Lopez Fraile**, Valencia, Spain

Primary Examiner—Susan J. Lucas
Attorney, Agent, or Firm—Felsman, Bradley, Gunter & Dillon, LLP

[73] Assignee: **Quorum International**, Fort Worth, Tex.

[57] **CLAIM**

[**] Term: **14 Years**

The ornamental design for a cast arm for light fixture, as shown and described.

[21] Appl. No.: **73,544**

DESCRIPTION

[22] Filed: **Jul. 9, 1997**

[51] **LOC (6) Cl.** **26-99**

FIG. 1 is a top view of the cast arm for light fixture; FIG. 2 is a left side view of the cast arm for light fixture; the right side is an identical mirror image; FIG. 3 is a left end view of the cast arm for light fixture; FIG. 4 is a right end view of the cast arm for light fixture; and, FIG. 5 is a bottom view of the cast arm for light fixture. The stippling shown on the drawings is for shading purposes, and does not form a part of the invention.

[52] **U.S. Cl.** **D26/145**


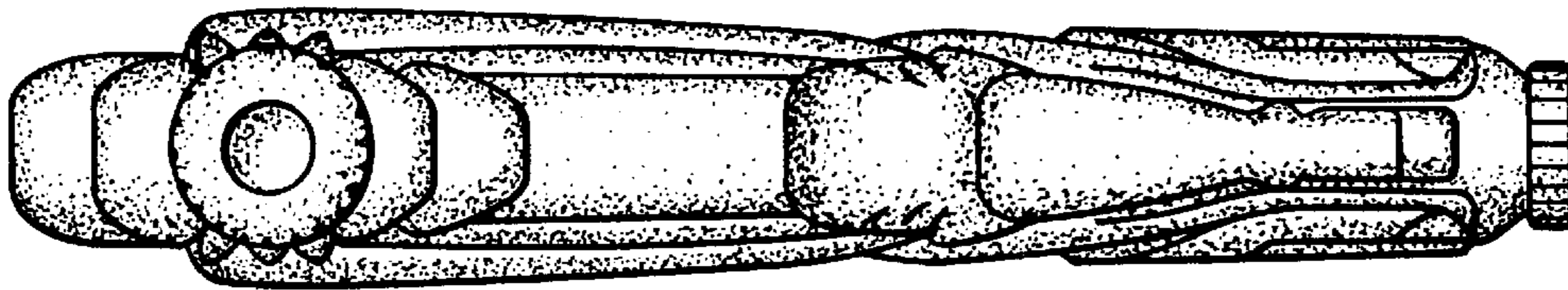
[58] **Field of Search** D26/72, 80-92,
D26/142, 145, 148, 152, 153, 154, 155;
362/147, 432, 404-408, 433, 457, 441

[56] **References Cited**

U.S. PATENT DOCUMENTS

D. 59,415 10/1921 Dahl D26/145

1 Claim, 2 Drawing Sheets



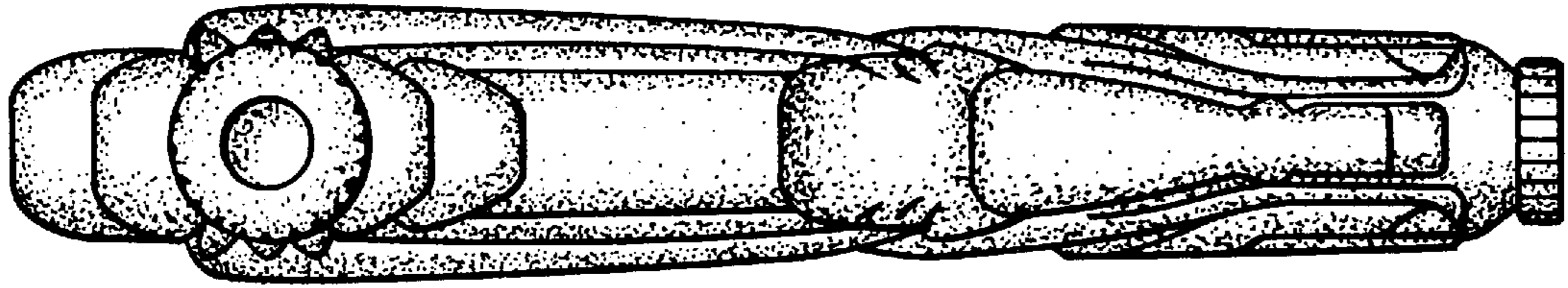


FIG. 1




FIG. 2




FIG. 3

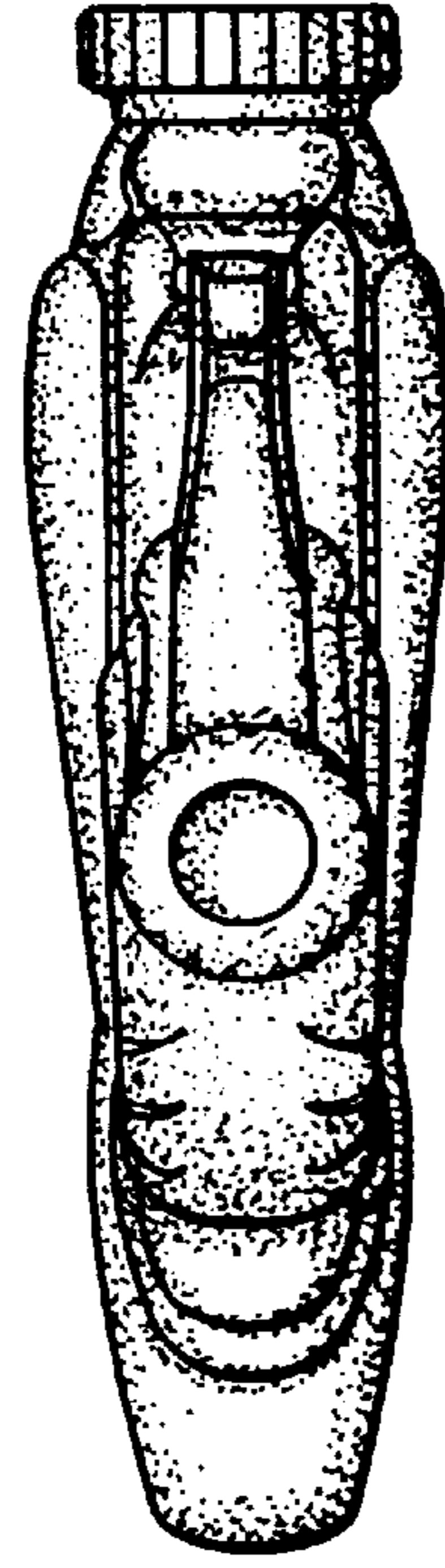


FIG. 4

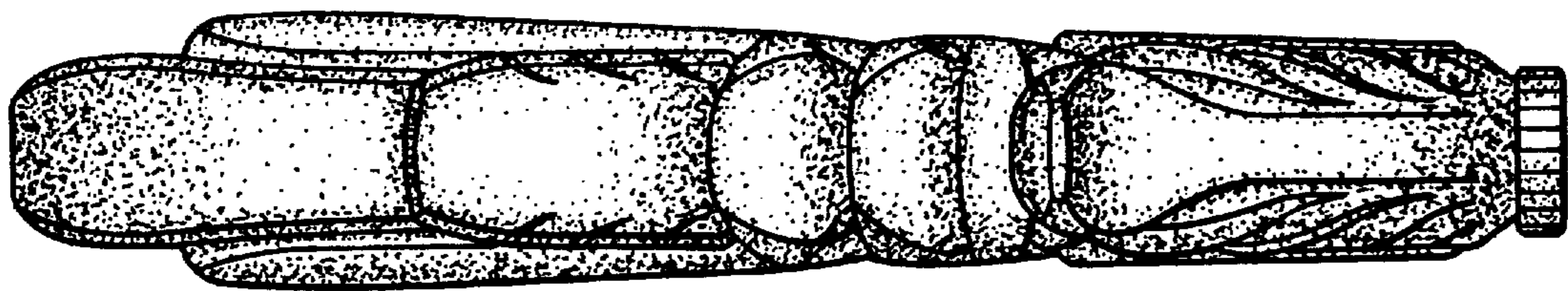


FIG. 5