



US00D400284S

**United States Patent** [19]  
**Davis, Jr.**

[11] **Patent Number: Des. 400,284**

[45] **Date of Patent: \*\*Oct. 27, 1998**

[54] **LIGHTING FIXTURE**

[75] Inventor: **William S. Davis, Jr.**, Fort Worth, Tex.

[73] Assignee: **Quorum International**, Fort Worth, Tex.

[\*\*] Term: **14 Years**

[21] Appl. No.: **64,526**

[22] Filed: **Jan. 3, 1997**

[51] **LOC (6) Cl.** ..... **26-05**

[52] **U.S. Cl.** ..... **D26/87**

[58] **Field of Search** ..... D26/72, 80-92;  
362/147, 404-408, 432, 367

[56] **References Cited**

**PUBLICATIONS**

Home Lighting and Accessories, p. 125, wall lantern, Dec. 1994.

Lavery Lantern catalog, p. 3, lighting fixture #8050-33, 1993.

*Primary Examiner*—Susan J. Lucas

*Attorney, Agent, or Firm*—Felsman, Bradley, Gunter & Dillon, LLP

[57] **CLAIM**

The ornamental design for a lighting fixture, as shown and described.

**DESCRIPTION**

FIG. 1 is a perspective view showing the left side of the lighting fixture;

FIG. 2 is a right side view of the lighting fixture, with the left side view being an identical mirror image as shown in FIG. 1;


FIG. 3 is a front view of the lighting fixture;


FIG. 4 is a top view of the lighting fixture;

FIG. 5 is a back view of the lighting fixture; and,

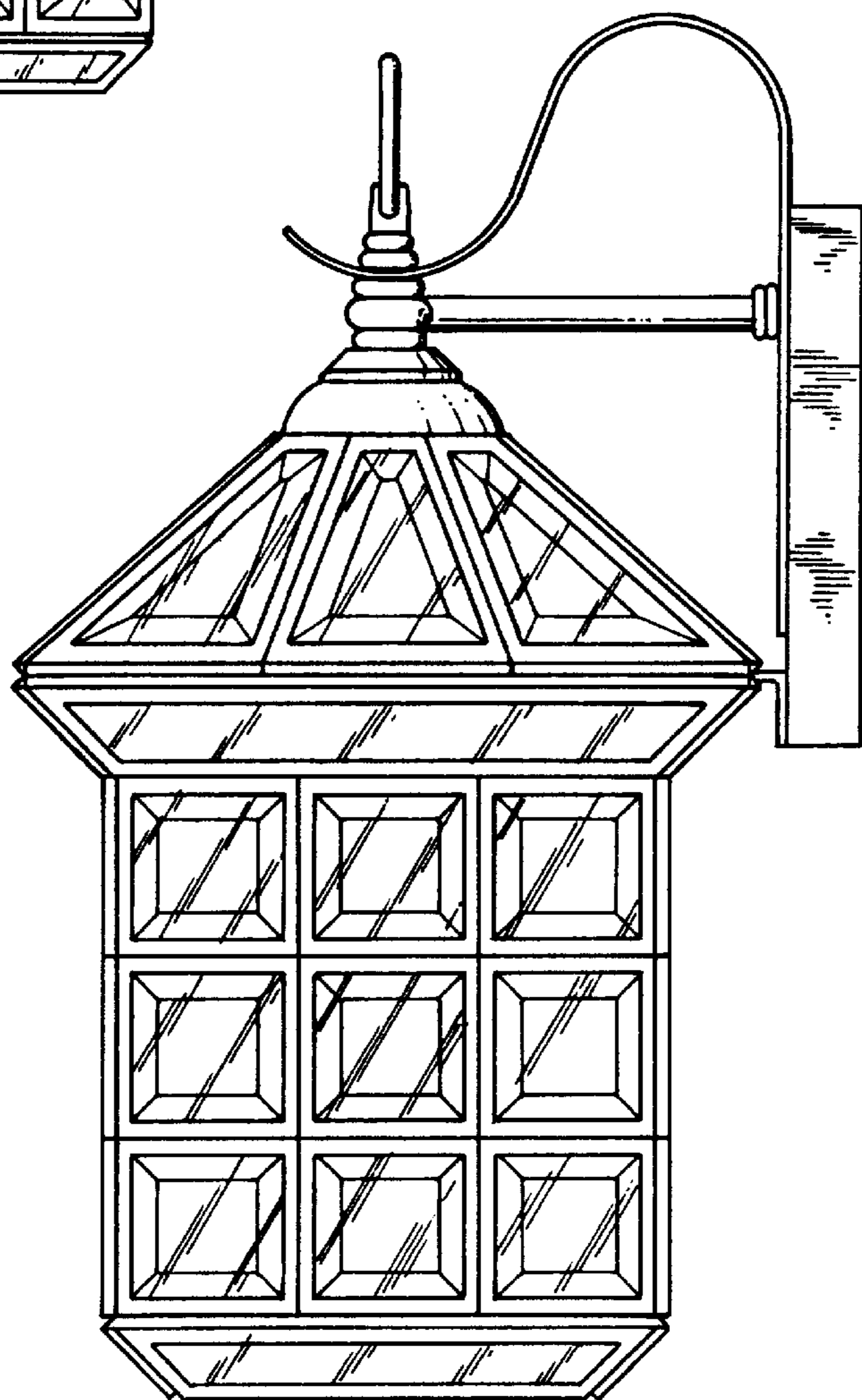
FIG. 6 is a bottom view of the lighting fixture.

**1 Claim, 3 Drawing Sheets**

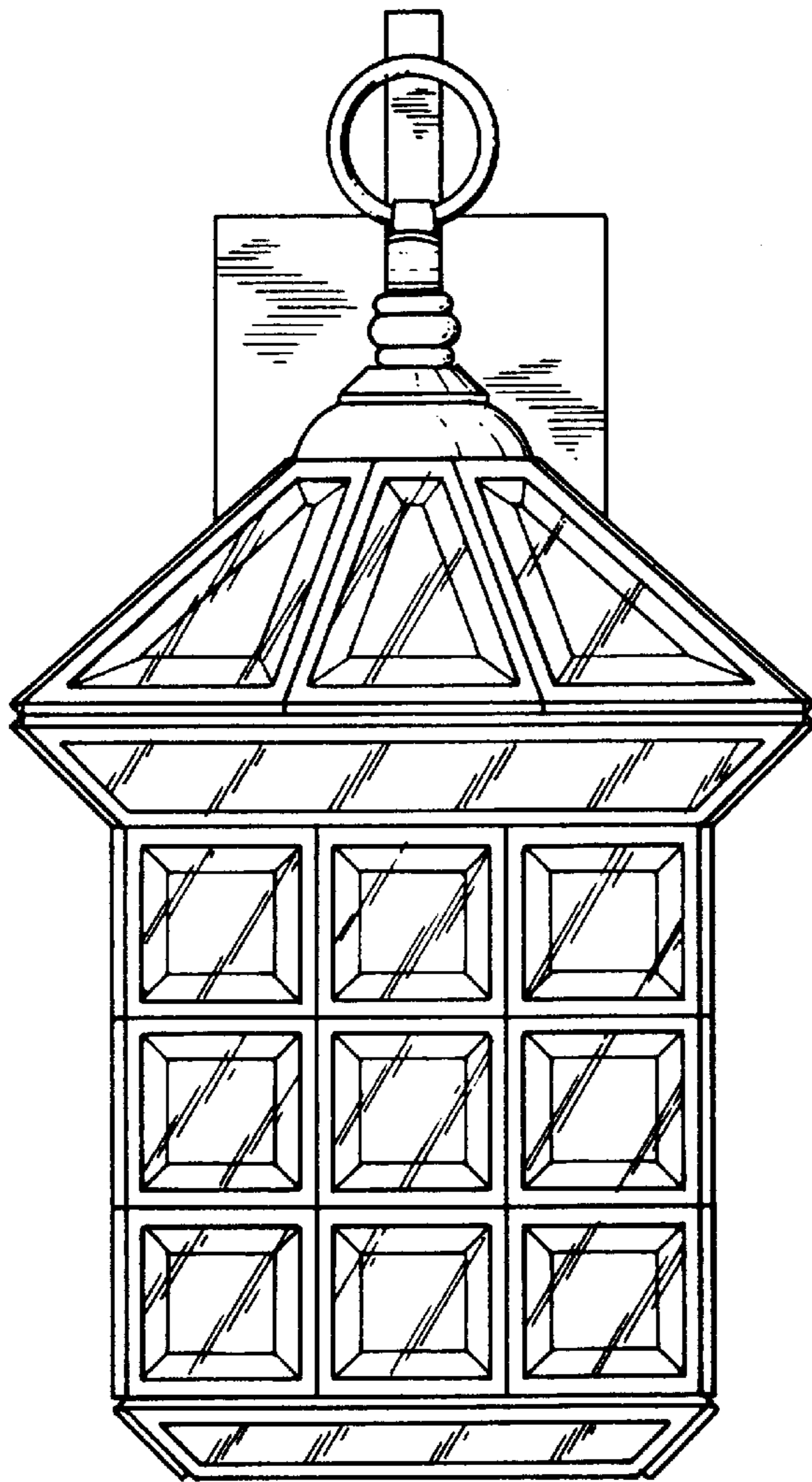





*Fig. 1*



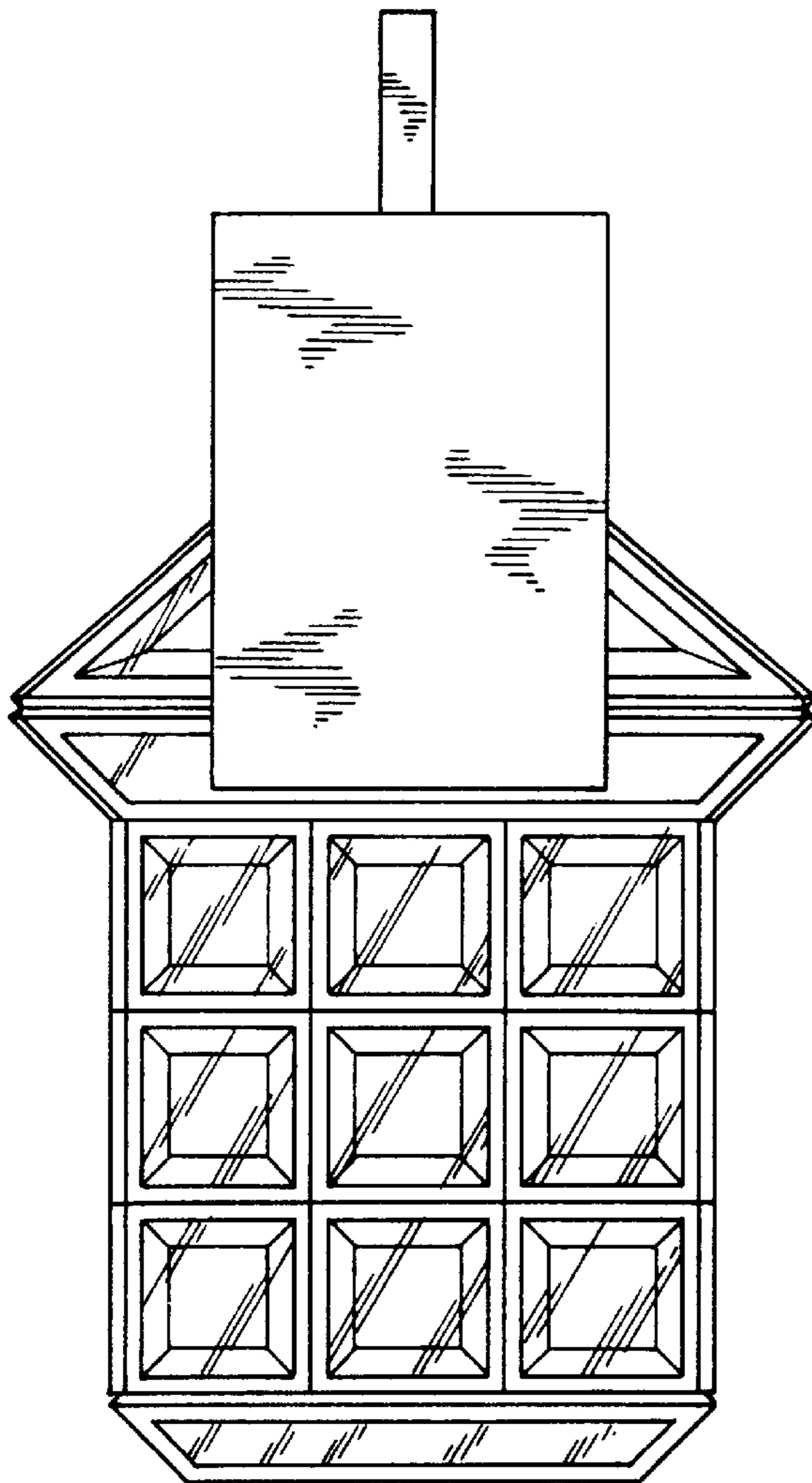
*Fig. 2*



*Fig. 3*



*Fig. 4*



*Fig. 5*

*Fig. 6*

