



US00D400283S

United States Patent [19]
Lawrence

[11] **Patent Number: Des. 400,283**

[45] **Date of Patent: **Oct. 27, 1998**

[54] **CEILING FIXTURE HOUSING**

[75] Inventor: **Brit W. Lawrence**, Albuquerque, N. Mex.

[73] Assignee: **Nicor**

[**] Term: **14 Years**

[21] Appl. No.: **73,252**

[22] Filed: **Jul. 10, 1997**

[51] **LOC (6) Cl.** **26-05**

[52] **U.S. Cl.** **D26/86; D23/377; D23/411; D26/59**

[58] **Field of Search** **D26/72, 80-92, D26/59, 118, 128; 362/96, 147, 404-408, 351, 352, 355; D23/377, 411**

[56] **References Cited**

U.S. PATENT DOCUMENTS

- D. 305,695 1/1990 Segill et al. D26/86
- D. 363,540 10/1995 Yen D26/80 X
- 5,440,459 8/1995 Chan 362/96

OTHER PUBLICATIONS

New Metal Crafts, Inc., Design Collection I, lighting catalog, p. 12, chandelier, top, right, Nov. 1993.
Key West Collection, Advertising Brochure, Jul. 23, 1981.

Primary Examiner—Susan J. Lucas
Attorney, Agent, or Firm—Jeffrey D. Myers

[57] **CLAIM**

The ornamental design for the ceiling fixture housing, as shown and described.

DESCRIPTION

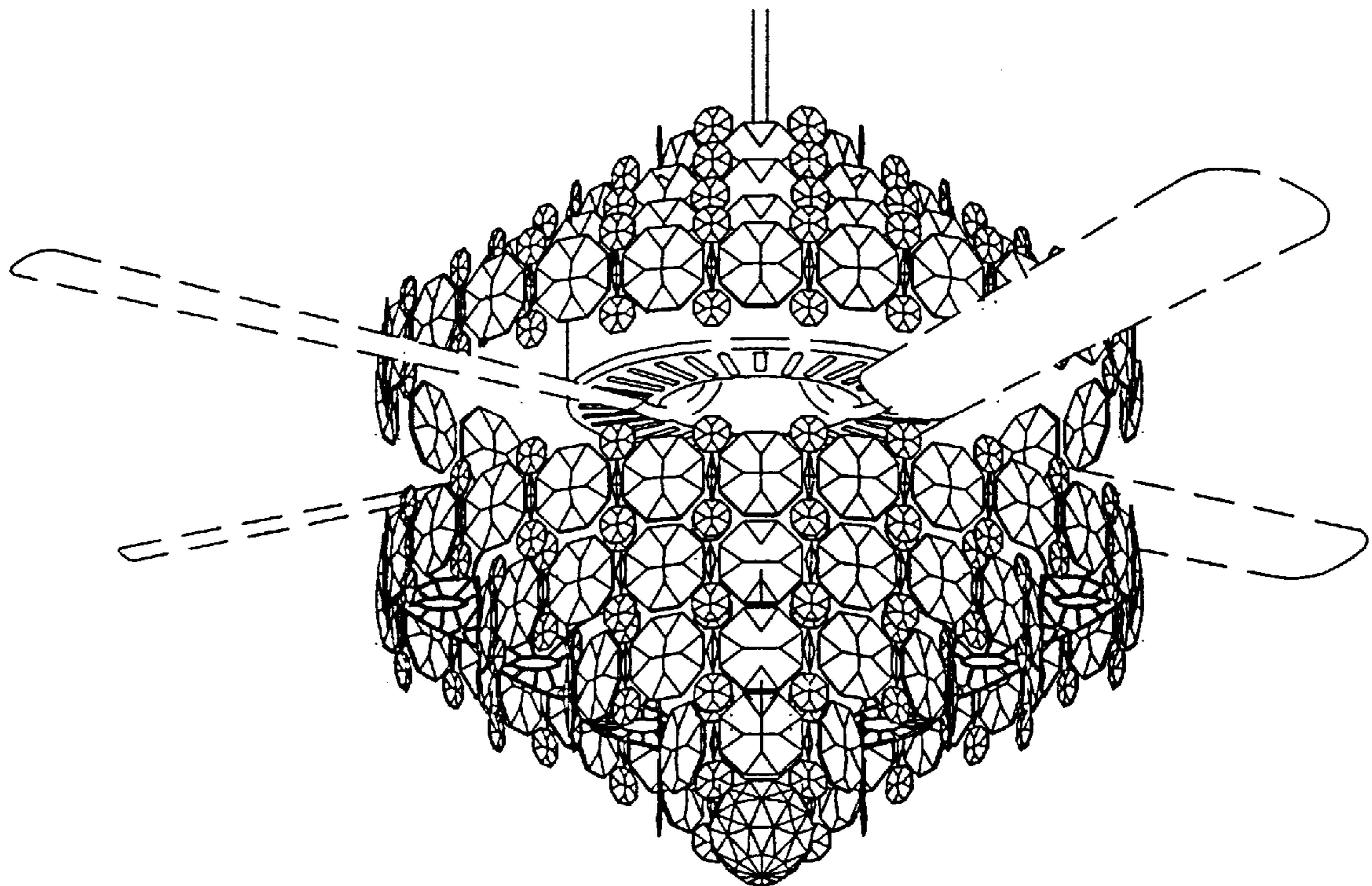
FIG. 1 is a bottom view of the ceiling fixture housing embodying my new design; the broken lines showing a fan, blades and overall ceiling fixture are for illustrative purposes only and form no part of the claimed design;

FIG. 2 is a front perspective view of ceiling fixture housing; the broken lines showing a fan, blades and overall ceiling fixture are for illustrative purposes only and form no part of the claimed design; and,

FIG. 3 is a front view of the ceiling fixture housing; the broken lines showing a fan, blades and overall ceiling fixture are for illustrative purposes only and form no part of the claimed design.

The top of the housing is identical to the bottom as shown in FIG. 1, and the sides and rear of the housing are identical to the front as shown in FIG. 3.

1 Claim, 3 Drawing Sheets



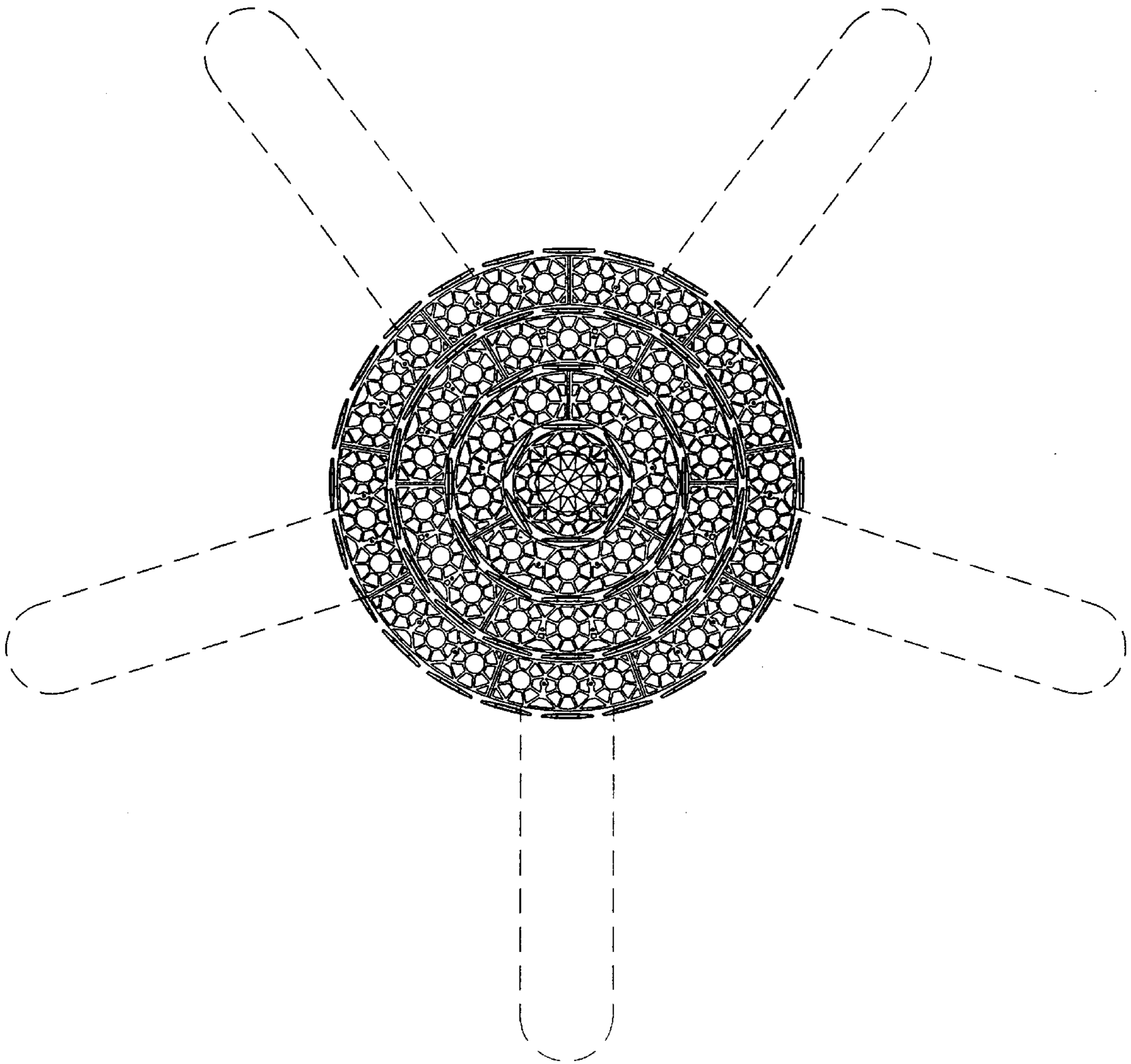


FIG-1

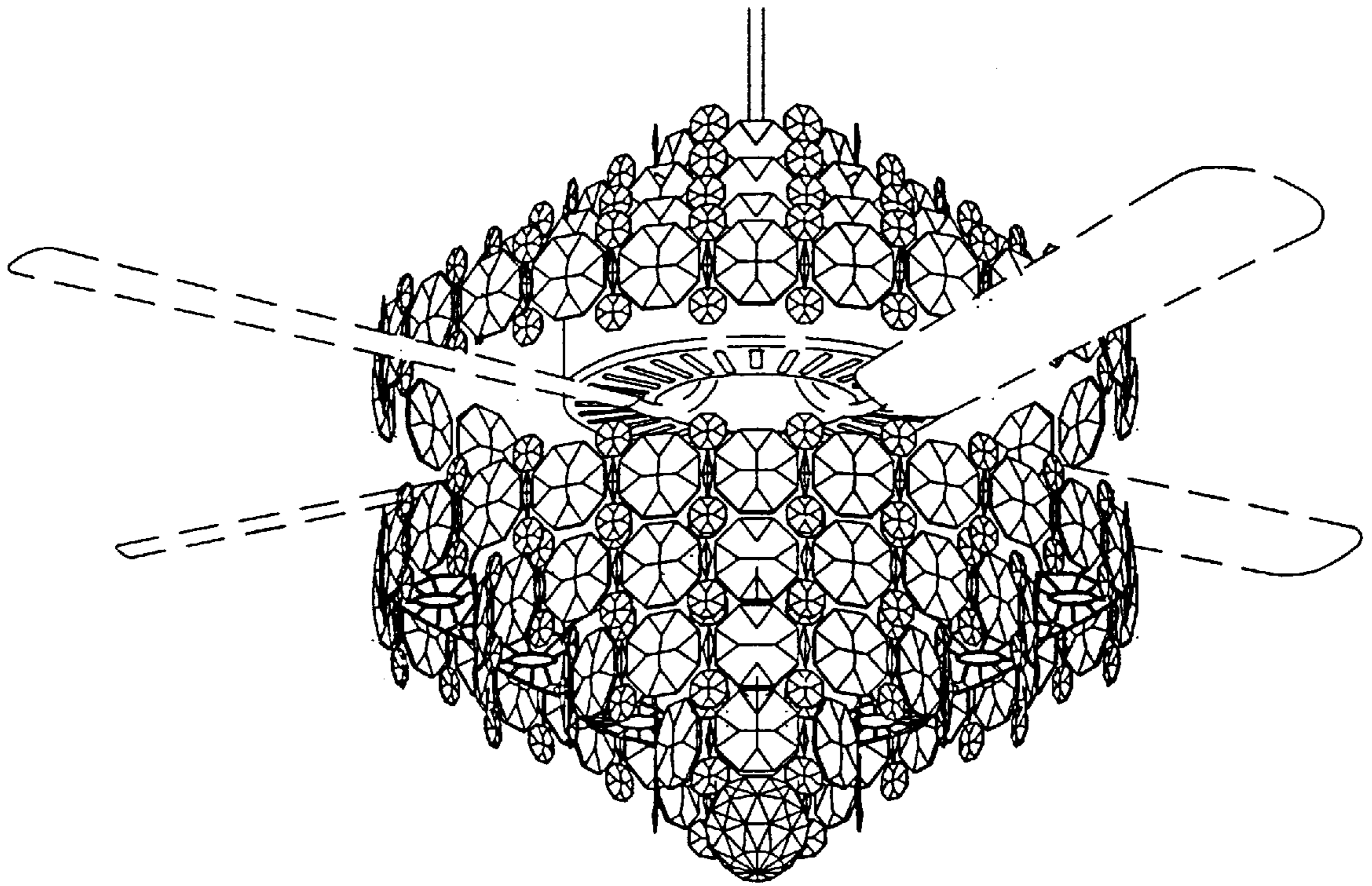


FIG-2

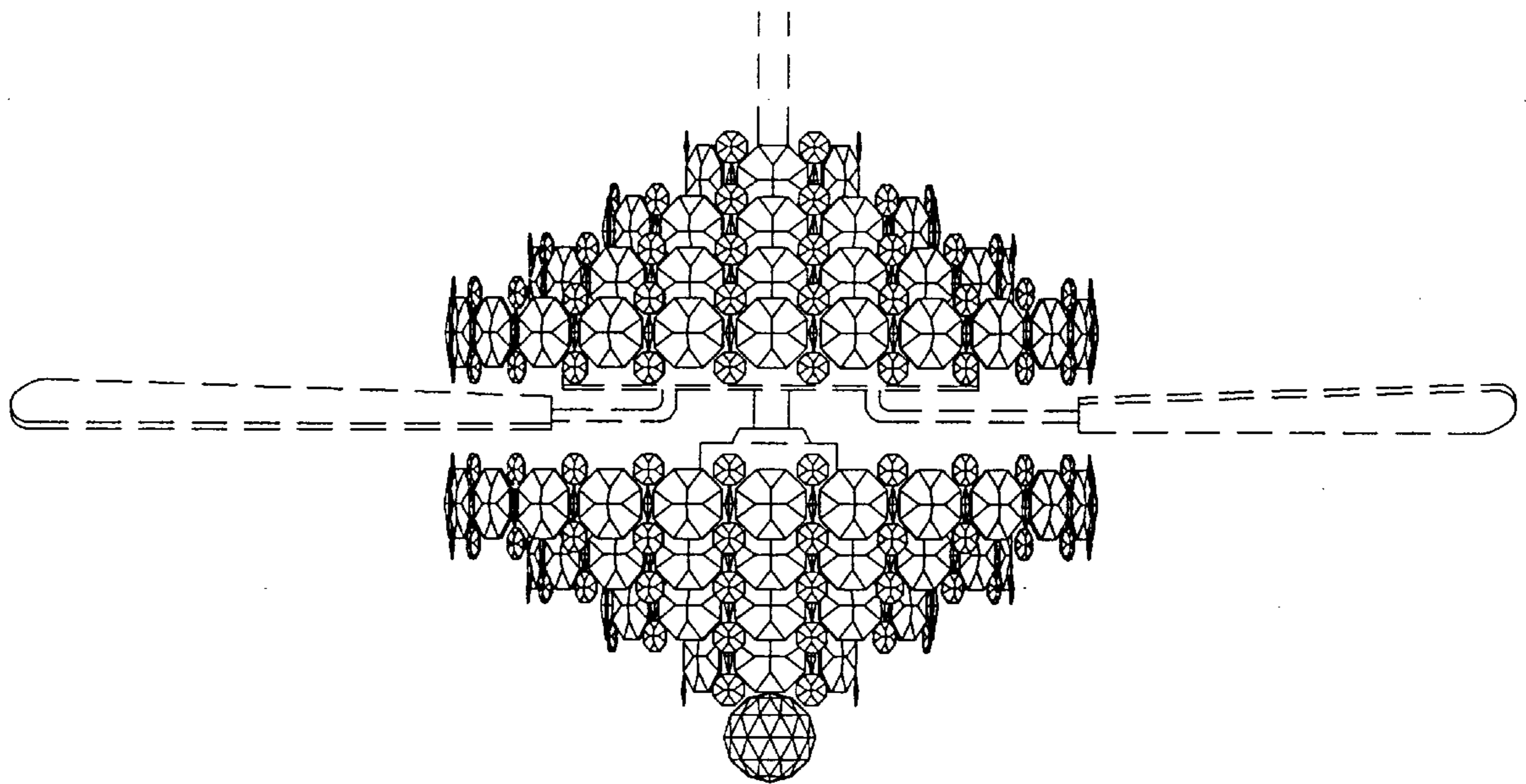


FIG-3