

US00D400273S

# United States Patent [19]

Manske et al.

[11] **Patent Number: Des. 400,273**

[45] **Date of Patent: \*\*Oct. 27, 1998**

[54] **EXTERIOR SURFACE CONFIGURATION OF AN AUTOMOBILE FRONT LIGHT ASSEMBLY**

D. 388,897 1/1998 Tomforde et al. .... D26/28  
D. 389,256 1/1998 Sacco et al. .... D26/28  
D. 391,652 3/1998 Sacco et al. .... D26/28

[75] Inventors: **Jens Manske**, Weil der Stadt; **Volker Leutz**, Herrenberg, both of Germany

*Primary Examiner*—Marcus A. Jackson  
*Attorney, Agent, or Firm*—Evenson McKeown Edwards & Lenahan, PLLC

[73] Assignee: **Mercedes-Benz AG**, Stuttgart, Germany

[57] **CLAIM**

[\*\*] Term: **14 Years**

The ornamental design for an exterior surface configuration of an automobile front light assembly, as shown and described.

[21] Appl. No.: **63,308**

**DESCRIPTION**

[22] Filed: **Dec. 5, 1996**

[30] **Foreign Application Priority Data**

Jun. 5, 1996 [DE] Germany ..... M 96 04 786.0

FIG. 1 is a side perspective view from the front of a left side light assembly of an exterior surface configuration of an automobile front light assembly according to our novel design; and,

[51] **LOC (6) Cl.** ..... **26-06**

[52] **U.S. Cl.** ..... **D26/28**

FIG. 2 is a perspective view from above the assembly of FIG. 1.

[58] **Field of Search** ..... D26/28-36; 362/61, 362/80, 83.4, 267, 269, 278, 275, 327, 328, 329, 330-340

The novel design also includes an embodiment of a right side light assembly which is mirror symmetrical to the embodiment of FIGS. 1 and 2 and therefore not separately illustrated.

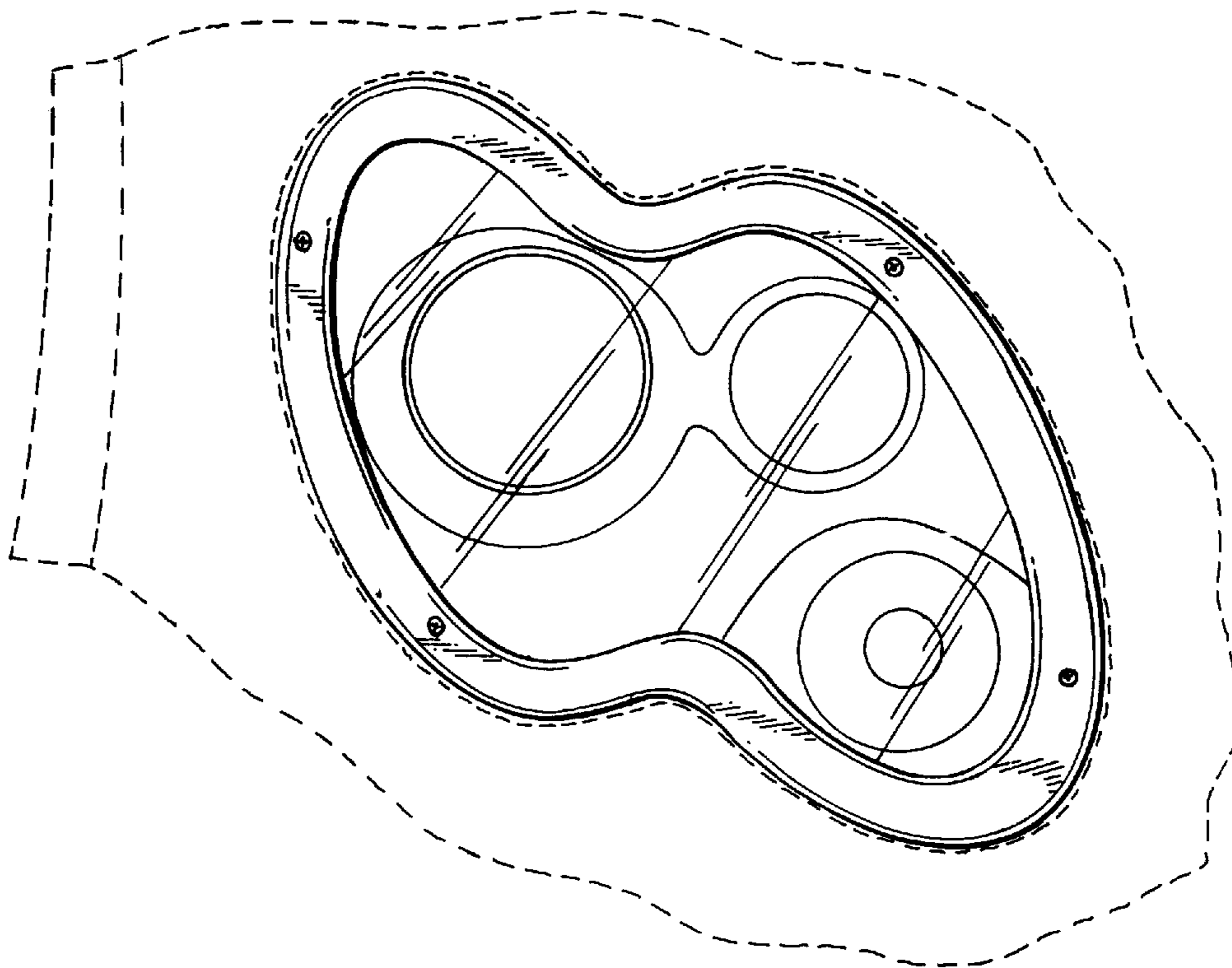
[56] **References Cited**

The dash line showing is only for showing the surrounding environment and is not a part of the claimed design.

**U.S. PATENT DOCUMENTS**

D. 363,561 10/1995 Zagaay et al. .... D26/28

**1 Claim, 1 Drawing Sheet**



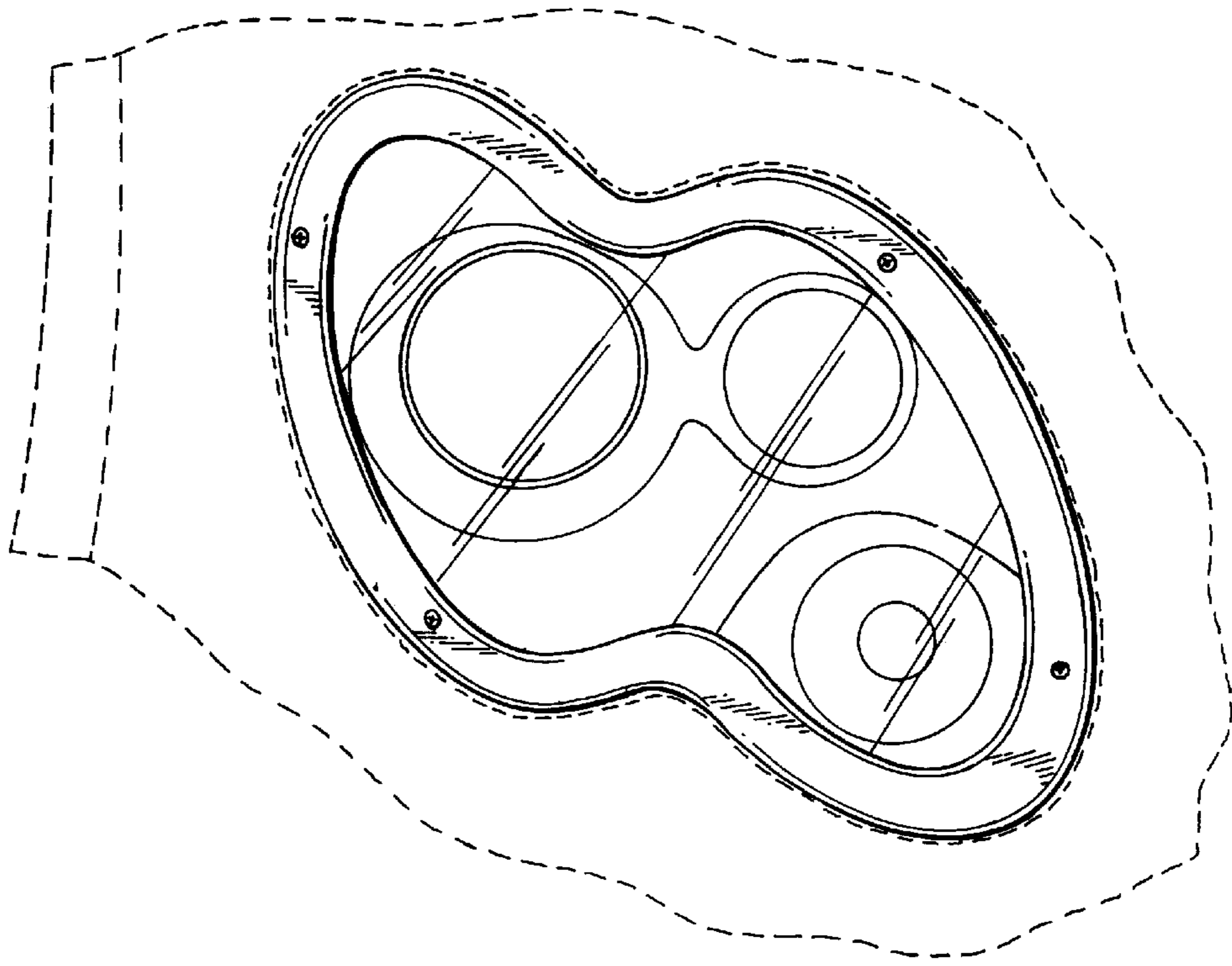


FIG. 1

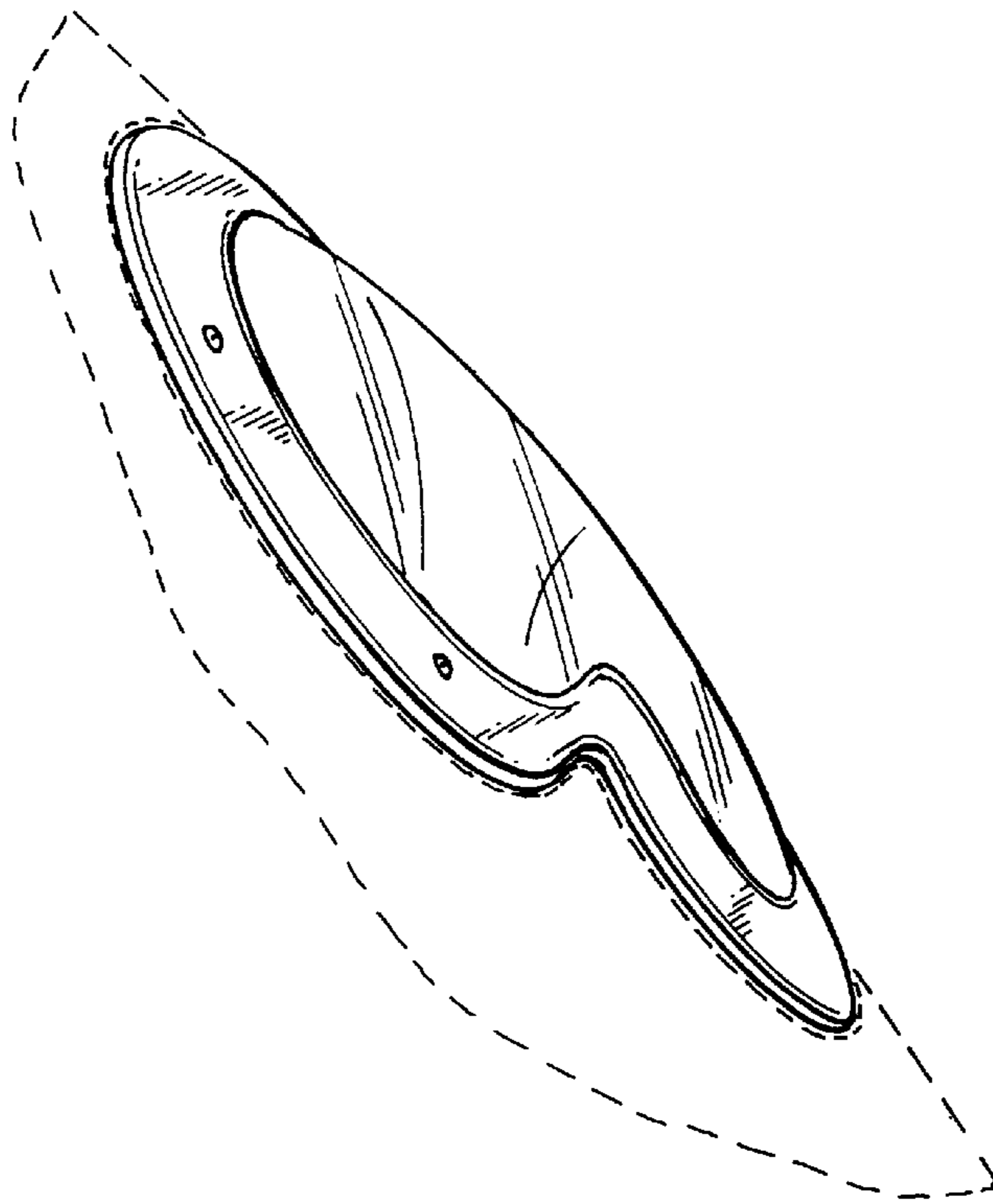


FIG. 2