



US00D400248S

# United States Patent [19] Leight

[11] **Patent Number: Des. 400,248**

[45] **Date of Patent: \*\*Oct. 27, 1998**

[54] **BAND EARPLUG**

4,671,265 6/1987 Andersson ..... 128/866  
4,819,624 4/1989 Leight et al. .... 128/866

[75] Inventor: **Howard S. Leight**, San Diego, Calif.

### FOREIGN PATENT DOCUMENTS

[73] Assignee: **Howard S. Leight and Associates, Inc.**, San Diego, Calif.

1235513 6/1971 United Kingdom ..... D24/106 X

[\*\*] Term: **14 Years**

*Primary Examiner*—Pamela Burgess  
*Attorney, Agent, or Firm*—Freilich Hornbaker Rosen

[21] Appl. No.: **78,231**

### [57] CLAIM

[22] Filed: **Oct. 22, 1997**

The ornamental design for band earplug, as shown and described.

[51] **LOC (6) Cl.** ..... **24-04**

### DESCRIPTION

[52] **U.S. Cl.** ..... **D24/106**

[58] **Field of Search** ..... D24/106, 100,  
D24/101, 120; D14/205; 181/129, 130-137;  
381/183, 187, 25; 379/430; 604/288; 128/864-868

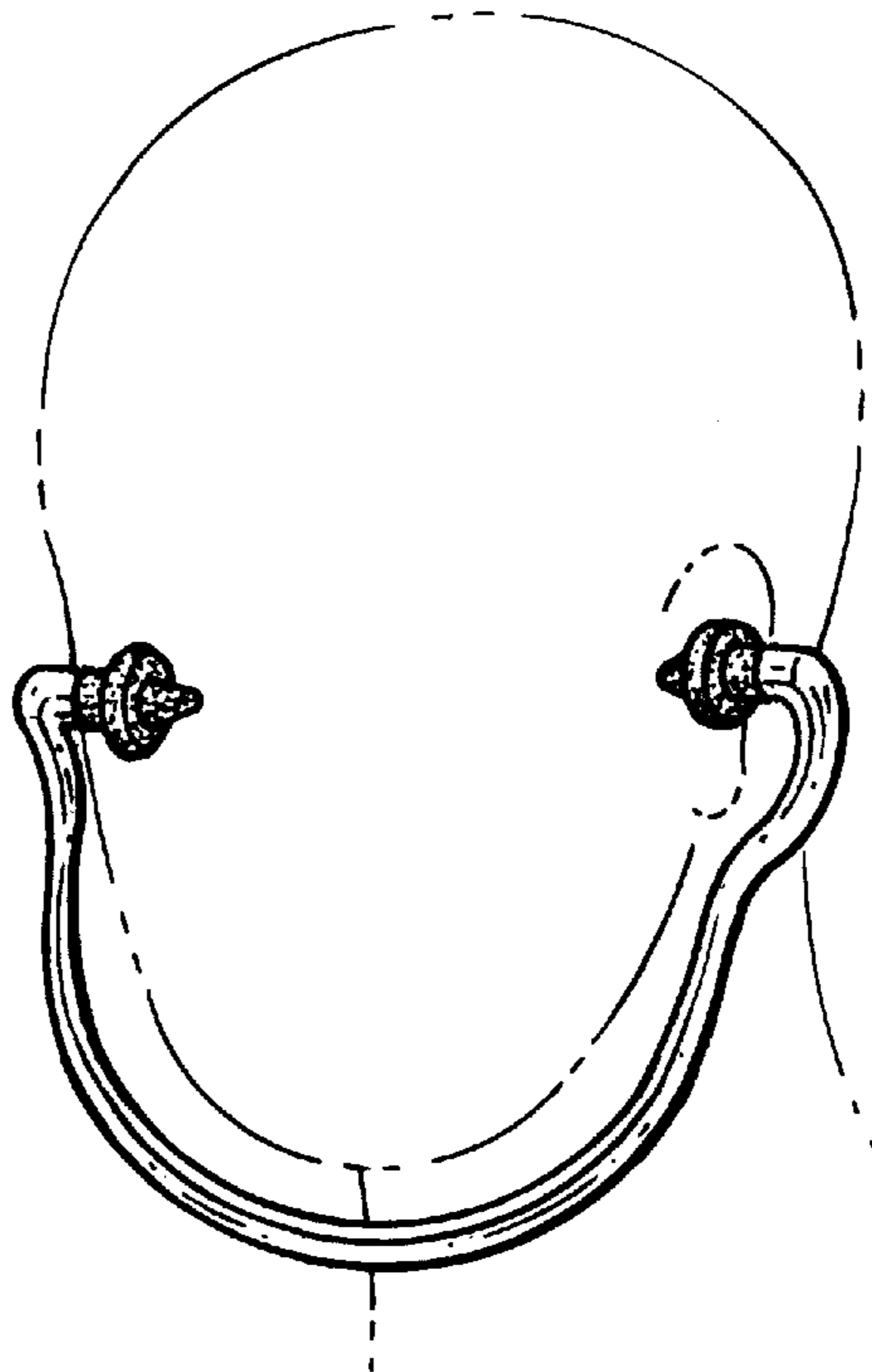
FIG. 1 is a reduced scale isometric view of a band earplug showing my new design, the broken lines are for illustrative purposes only and form no part of the claimed design; FIG. 2 is a front elevation view thereof; FIG. 3 is a right side elevation view thereof, the left side elevation view being a mirror image thereof; FIG. 4 is a rear elevation view thereof; FIG. 5 is a bottom view thereof; and, FIG. 6 is a top view thereof.

### [56] References Cited

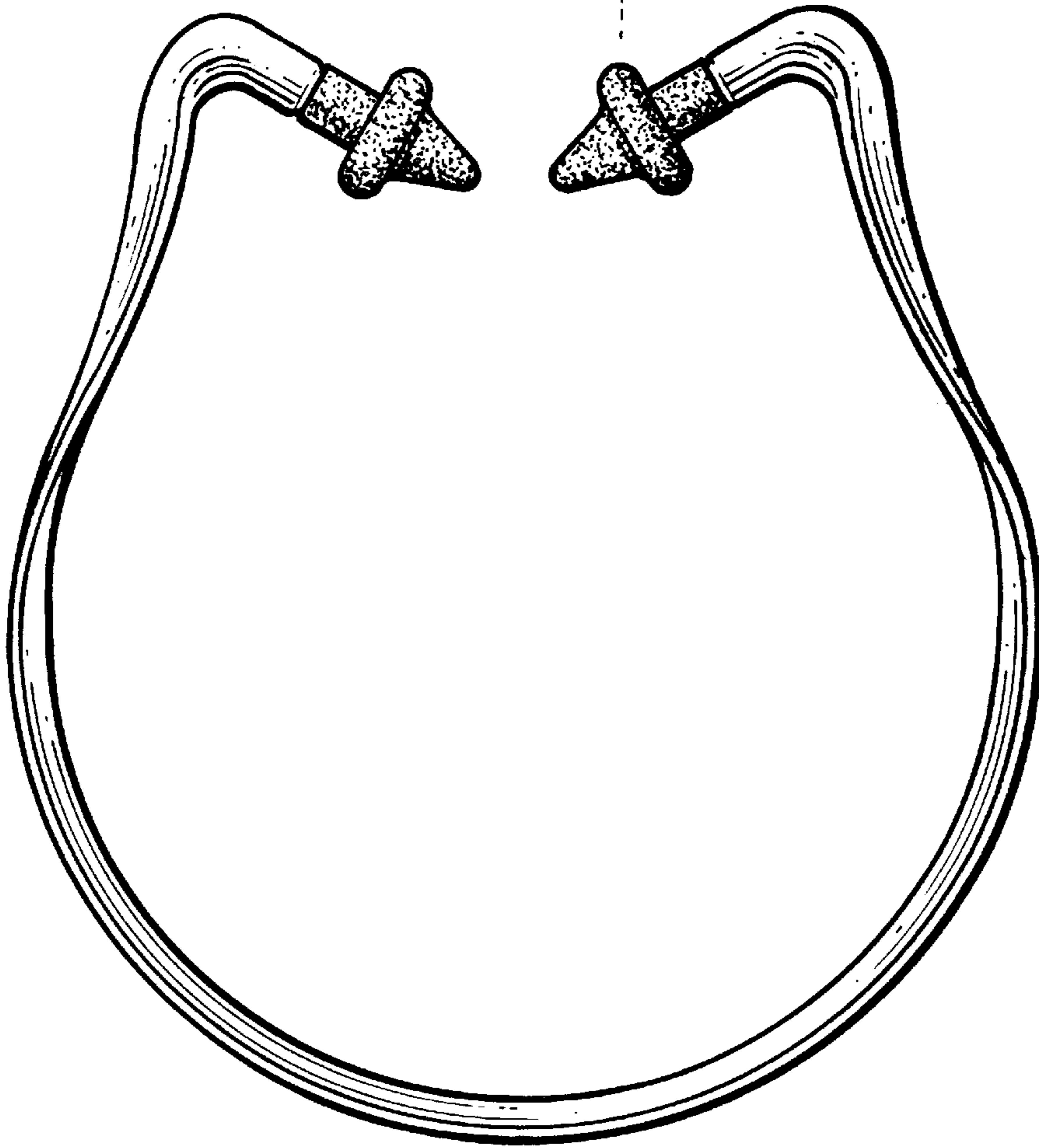
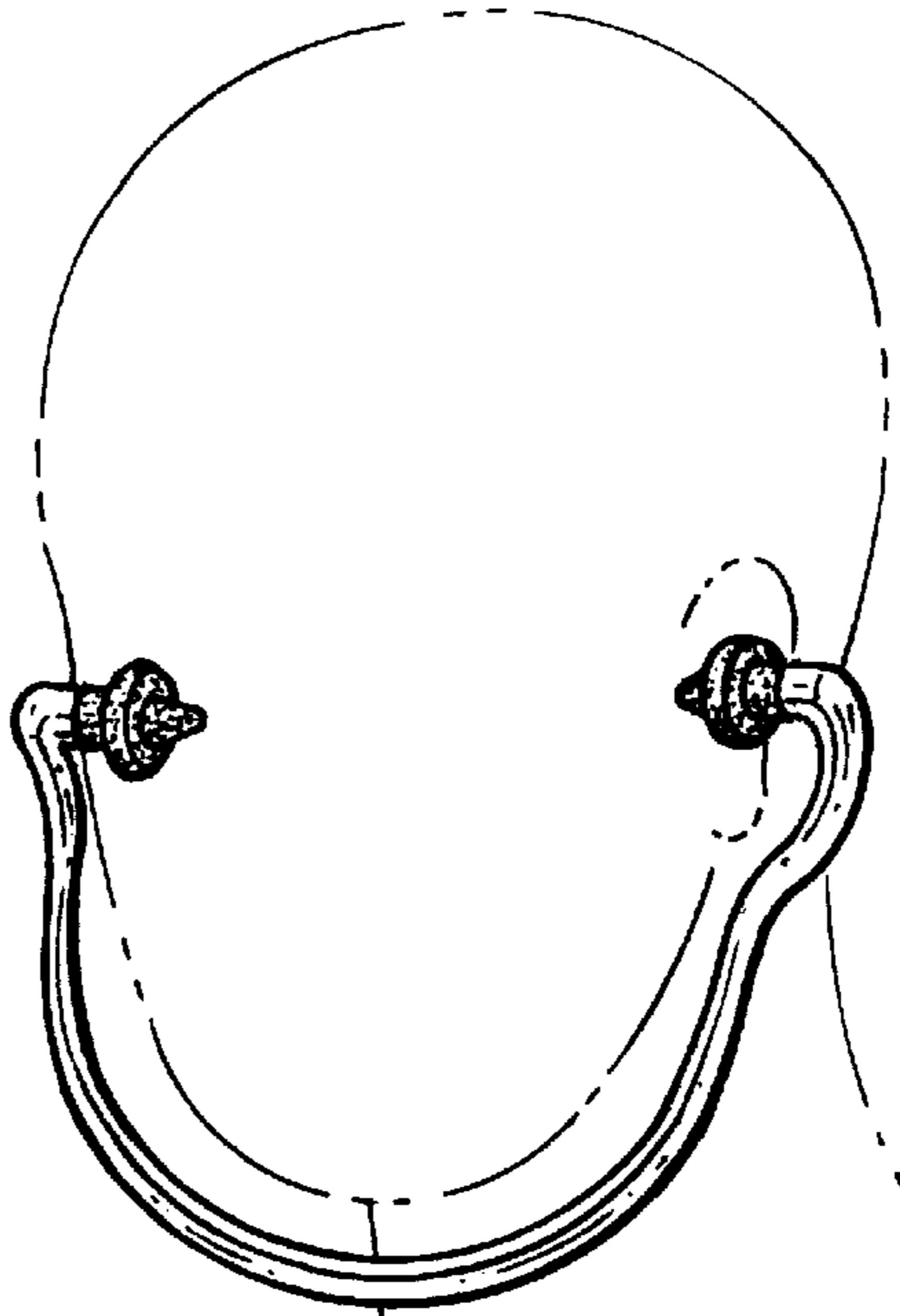
#### U.S. PATENT DOCUMENTS

D. 292,530 10/1987 Andersson ..... D24/106  
D. 331,966 12/1992 Gardner, Jr. et al. .... D24/106  
D. 338,267 8/1993 Scholey ..... D24/106  
1,096,024 5/1914 Durand ..... 128/866  
4,461,290 7/1984 Gardner, Jr. et al. .... 128/866

**1 Claim, 2 Drawing Sheets**



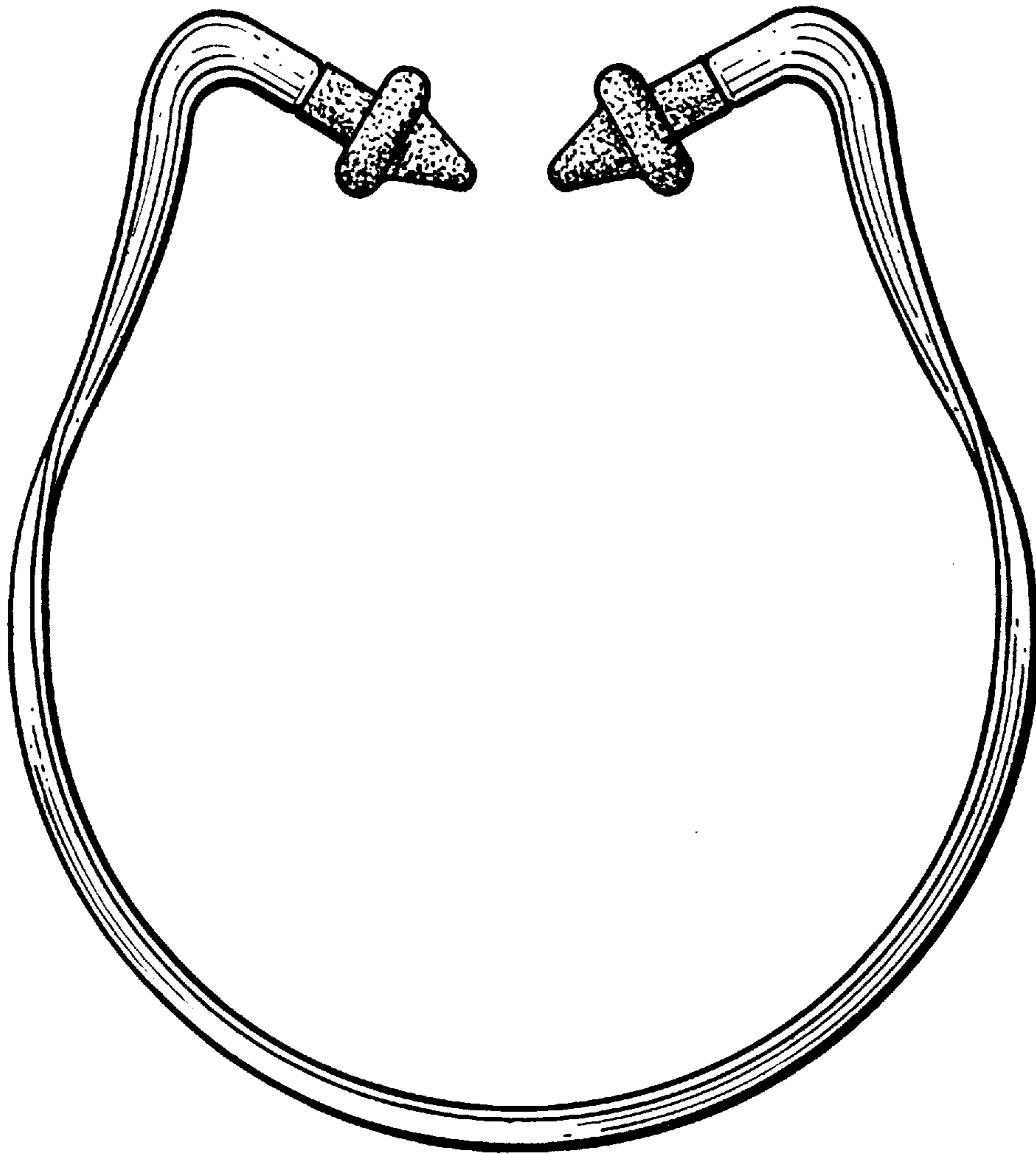
*Fig. 1.*



*Fig. 2.*




*Fig. 3.*



*Fig. 4.*



*Fig. 5.*



*Fig. 6.*