



US00D400244S

**United States Patent** [19]  
**Davis, Jr.**

[11] **Patent Number: Des. 400,244**  
[45] **Date of Patent: \*\*Oct. 27, 1998**

[54] **CEILING FAN HOUSING**

D. 377,084 12/1996 DiPasquale ..... D23/377

[75] Inventor: **William S. Davis, Jr.**, Fort Worth, Tex.

**OTHER PUBLICATIONS**

[73] Assignee: **Quorum International**, Fort Worth, Tex.

Key Wester Collection Adv. Brochure, p. 2, Ceiling Fan A, top right side of page.

[\*\*] Term: **14 Years**

*Primary Examiner*—Lisa Lichtenstein  
*Attorney, Agent, or Firm*—Felsman, Bradley, Gunter & Dillon, LLP

[21] Appl. No.: **64,527**

[22] Filed: **Jan. 3, 1997**

[57] **CLAIM**

[51] **LOC (6) Cl.** ..... **23-04**

The ornamental design for a ceiling fan housing, as shown and described.

[52] **U.S. Cl.** ..... **D23/411; D23/377; D23/379**

[58] **Field of Search** ..... **D23/377, 379, D23/385, 411; 416/5; 392/364; D25/145, 147**

**DESCRIPTION**

[56] **References Cited**



FIG. 1 is a sideview of a ceiling fan housing, with the view being identical from the left and right sides, and from the front and back;


FIG. 2 is a view of the ceiling fan housing from above; and, FIG. 3 is a view of the ceiling fan housing from below.

**U.S. PATENT DOCUMENTS**

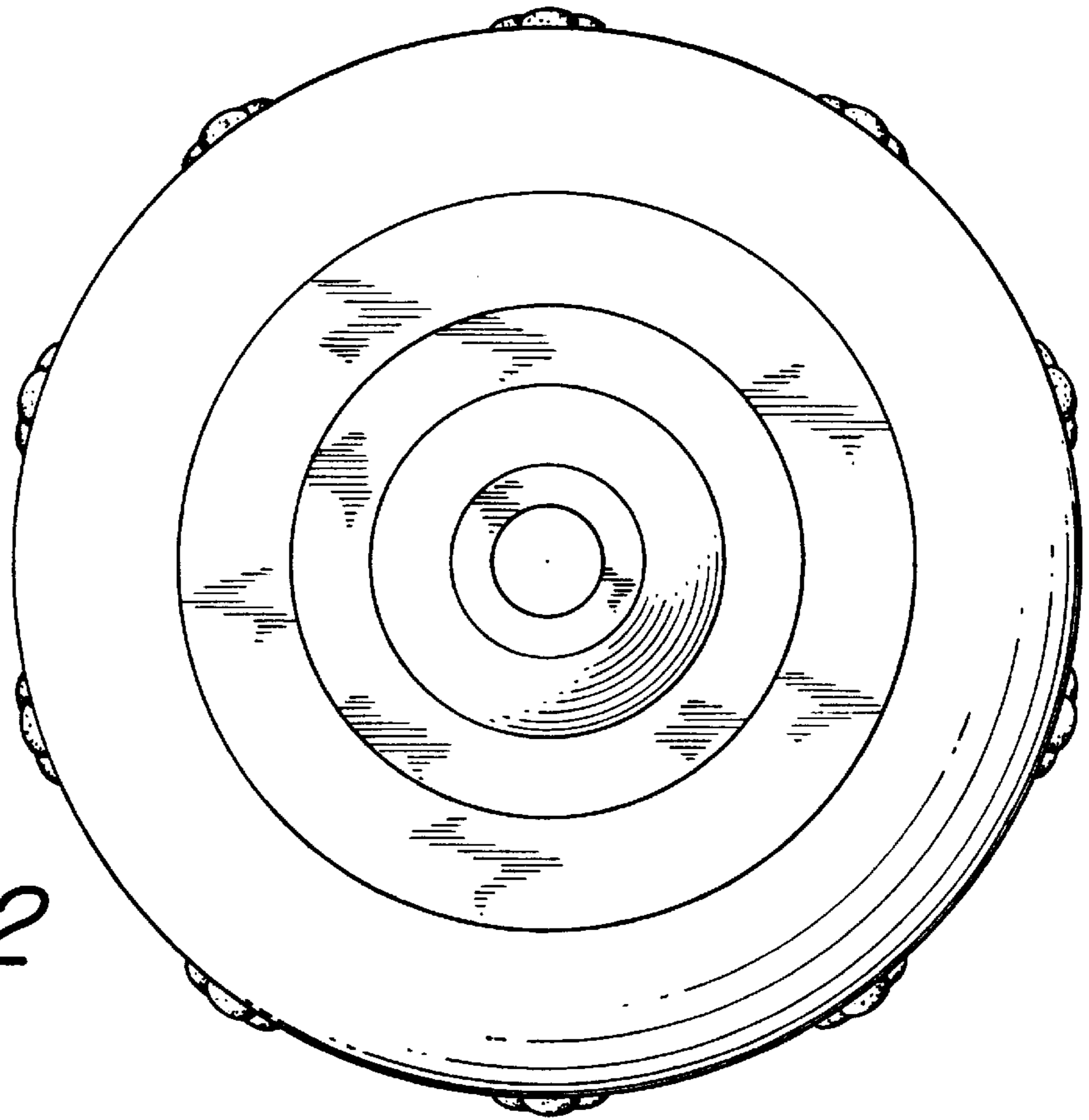
- D. 345,205 3/1994 DiPasquale ..... D23/377
- D. 364,921 12/1995 DiPasquale ..... D23/377

**1 Claim, 2 Drawing Sheets**

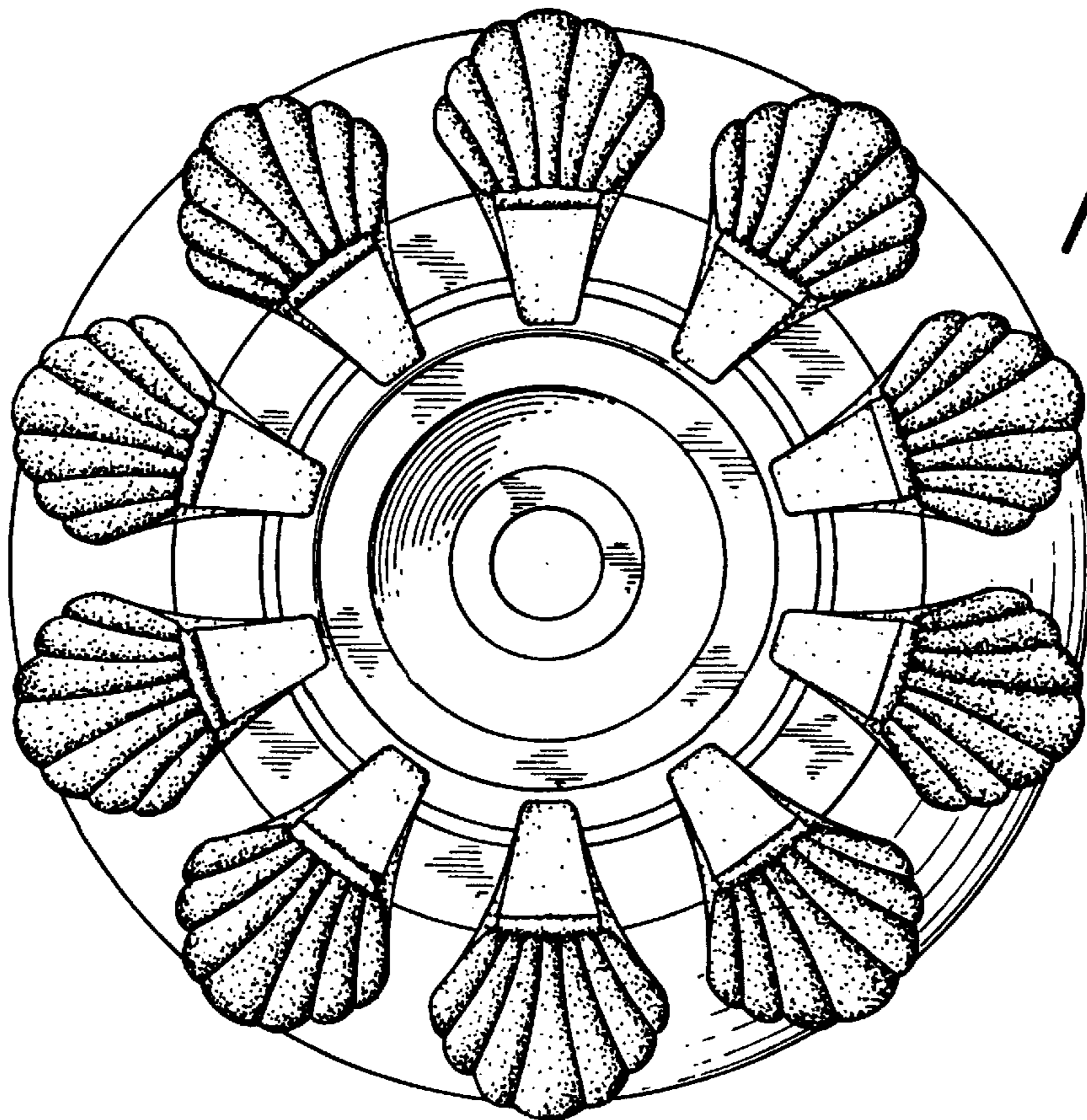




*Fig. 1*



*Fig. 2*



*Fig. 3*