



US00D400223S

United States Patent [19]
Conatser

[11] **Patent Number: Des. 400,223**

[45] **Date of Patent: **Oct. 27, 1998**

[54] **COMBINED CASE AND TINTED LENS COVERINGS**

[76] Inventor: **Virginia Conatser**, 1330 S. Burlington, Muncie, Ind. 47302

[**] Term: **14 Years**

[21] Appl. No.: **51,086**

[22] Filed: **Mar. 4, 1996**

[51] **LOC (6) Cl.** **16-06**

[52] **U.S. Cl.** **D16/101**

[58] **Field of Search** D16/100, 101, D16/300, 317, 330, 130; D28/82, 77; D3/266, 294; D9/428; 351/41, 44, 46, 47, 158, 159, 165

[56] **References Cited**

U.S. PATENT DOCUMENTS

D. 298,470	11/1988	Filiz et al.	D28/82
D. 310,736	9/1990	Bakic	D28/82
D. 319,897	9/1991	Bakic	D28/82
5,321,442	6/1994	Albanese	351/44

OTHER PUBLICATIONS

Optician, p. 32 Lower Left of Page, Apr. 29, 1988.

Optician, p. 15, "Tint Set & Cased-In Shades", Apr. 28, 1989.

Primary Examiner—Raphael Barkai

[57] **CLAIM**

The ornamental design for a combined case and tinted lens coverings, as shown and described.

DESCRIPTION

FIG. 1 is a front elevational view of the combined case and tinted lens coverings showing my new design; FIG. 2 is a rear elevational view thereof; FIG. 3 is a left side elevational view thereof; FIG. 4 is a right side elevational view thereof; FIG. 5 is a top plan view thereof; FIG. 6 is a bottom plan view thereof; and, FIG. 7 is an isometric view thereof with the case in the open position.

1 Claim, 3 Drawing Sheets

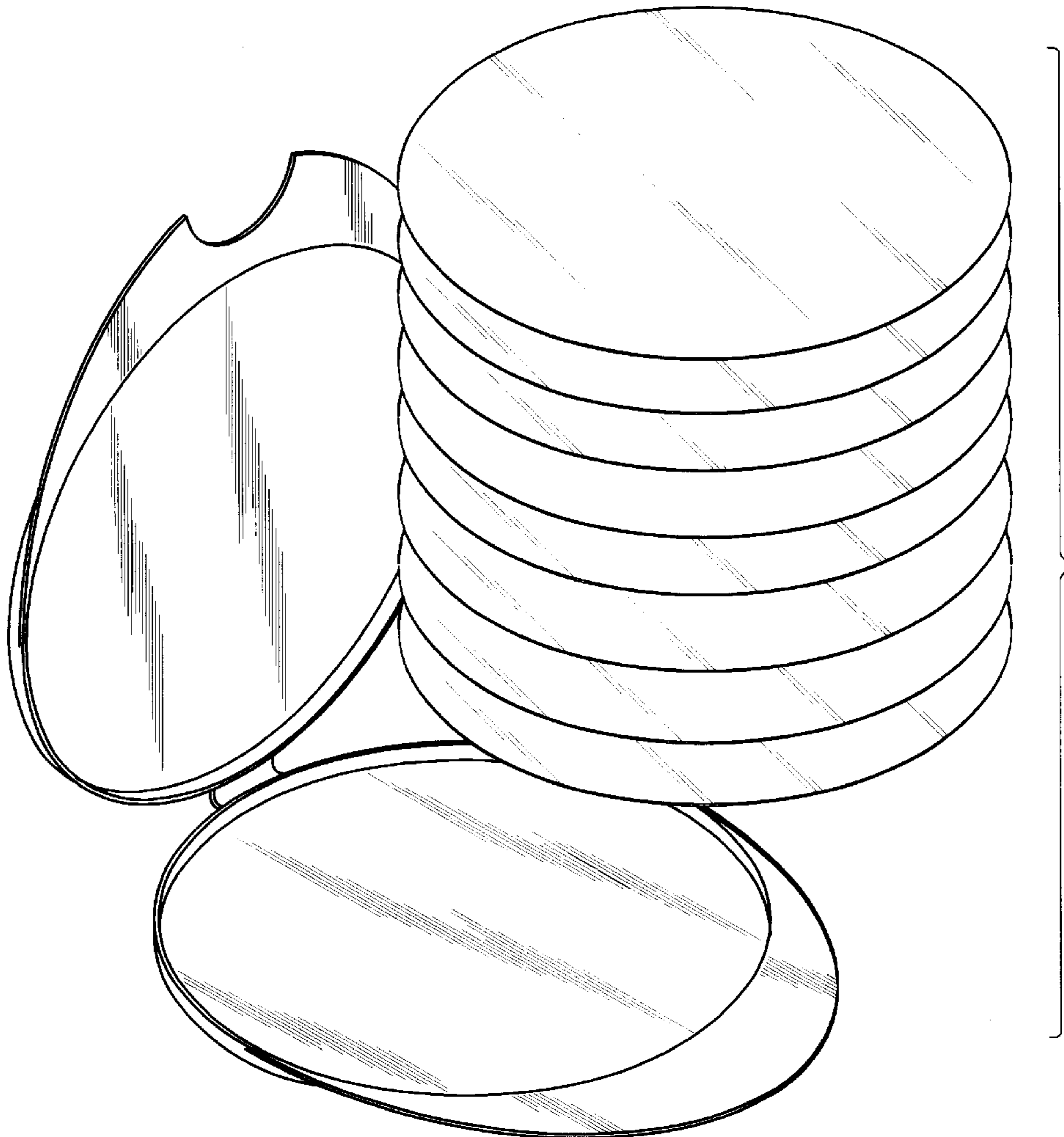


FIG. 1

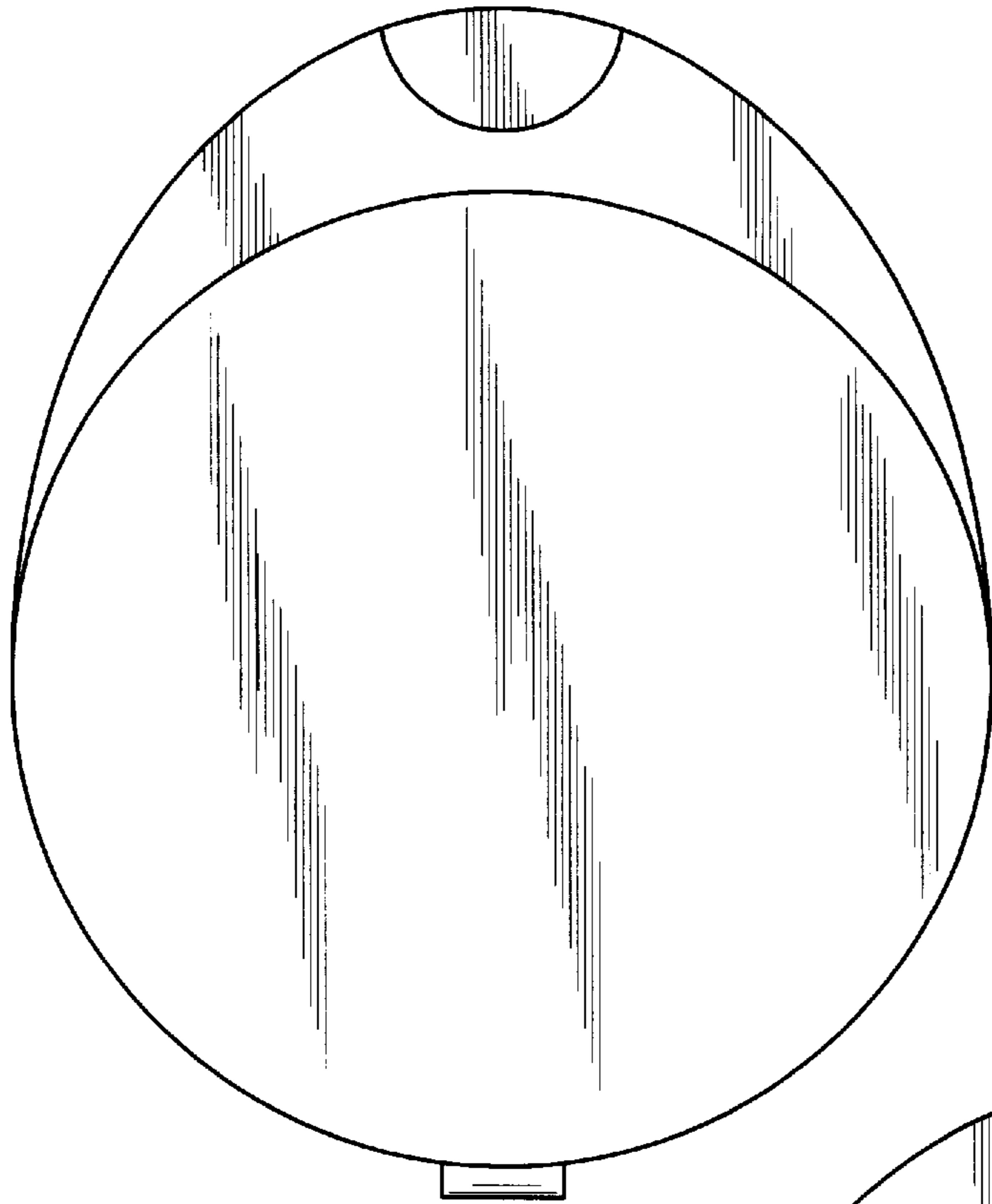


FIG. 2

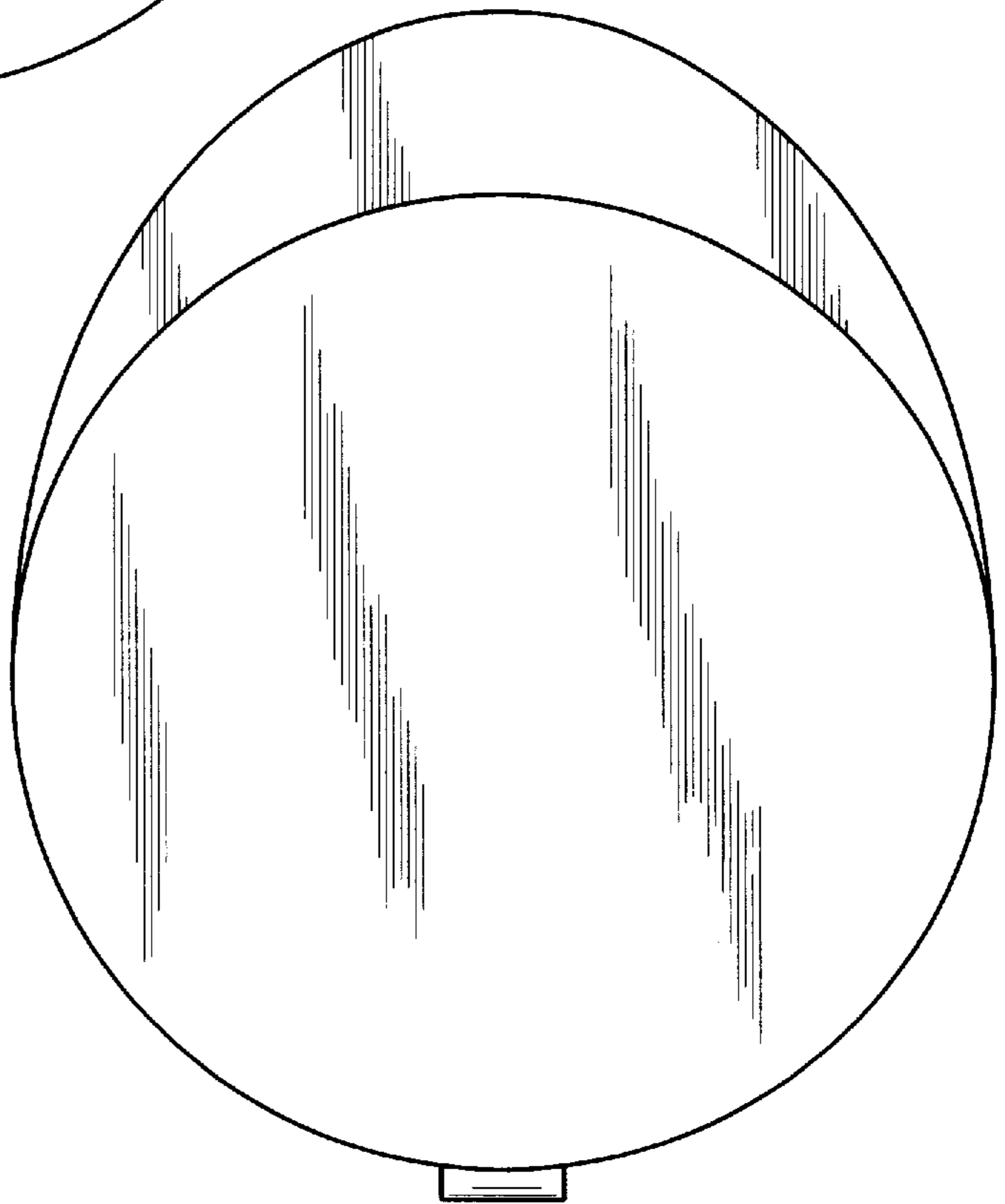


FIG. 3



FIG. 4



FIG. 5




FIG. 6



FIG. 7

