



US00D400207S

United States Patent [19]
Wu

[11] **Patent Number: Des. 400,207**

[45] **Date of Patent: **Oct. 27, 1998**

[54] **SPEAKER**

4,805,730 2/1989 O'Neill et al. 181/148

[76] Inventor: **George K. Wu**, 1357 Kuehner Dr.,
Simi Valley, Calif. 93063

Primary Examiner—Ted Shooman
Assistant Examiner—Nanda Bondade
Attorney, Agent, or Firm—David & Raymond; Raymond Y.
Chan

[**] Term: **14 Years**

[21] Appl. No.: **75,387**

[57] **CLAIM**

[22] Filed: **Aug. 18, 1997**

The ornamental design for a speaker, as shown.

[51] **LOC (6) Cl.** **14-01**

DESCRIPTION

[52] **U.S. Cl.** **D14/214; D14/216**

FIG. 1 is a perspective view showing my new design;

[58] **Field of Search** D14/204, 209–216;
181/144, 145, 147, 148, 150, 157, 198,
199; 381/24, 88, 90–91, 153, 186, 188

FIG. 2 is a front view thereof;

FIG. 3 is a left end view thereof;

FIG. 4 is a right end view thereof;

FIG. 5 is a top view thereof;

FIG. 6 is a bottom view thereof; and,


FIG. 7 is a rear view thereof.

[56] **References Cited**

U.S. PATENT DOCUMENTS

D. 249,792 10/1978 Rams D14/214
D. 385,279 10/1997 Diute D14/216

1 Claim, 7 Drawing Sheets






FIG. 1




FIG. 2




FIG.3




FIG.4

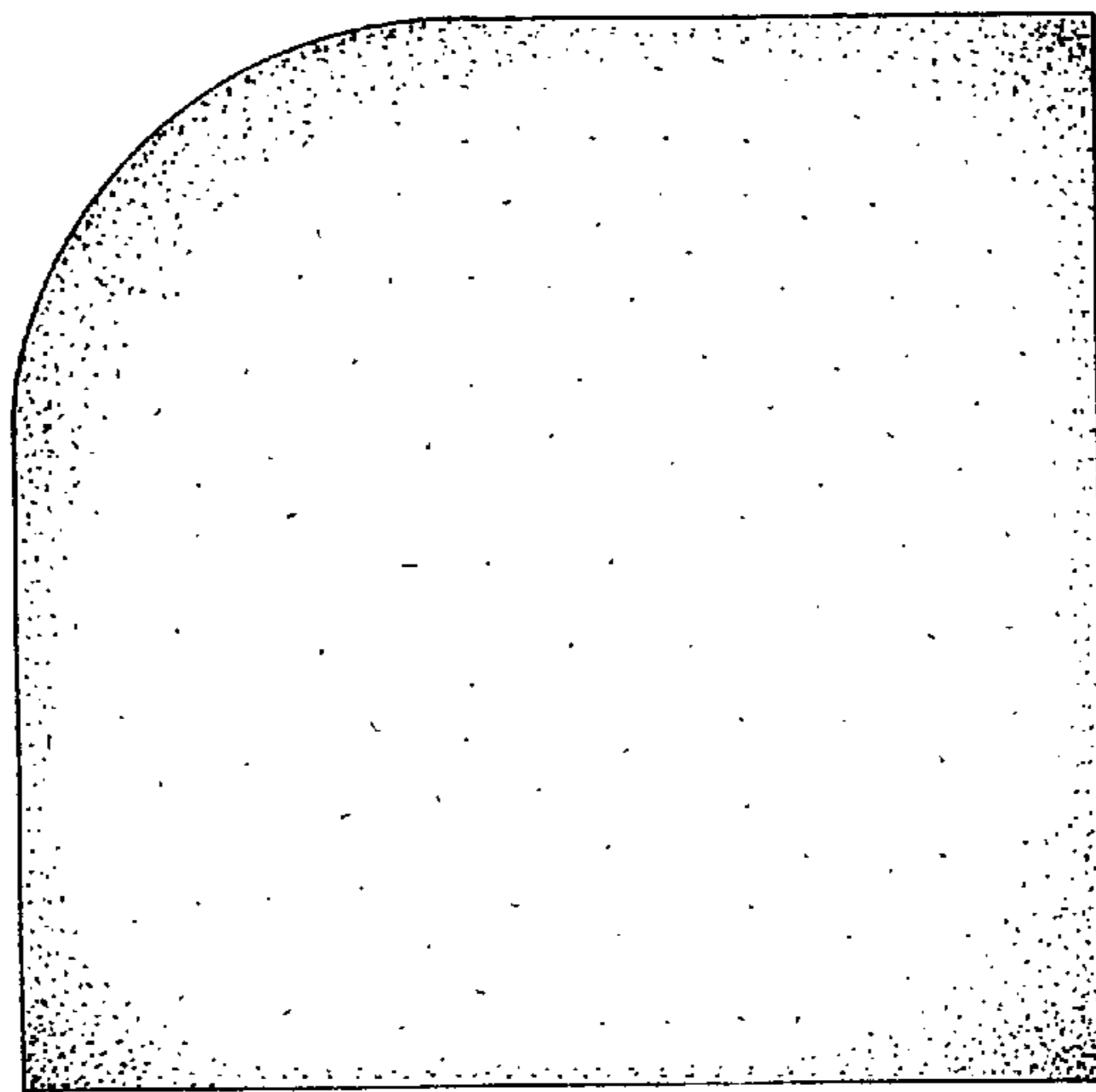


FIG.5

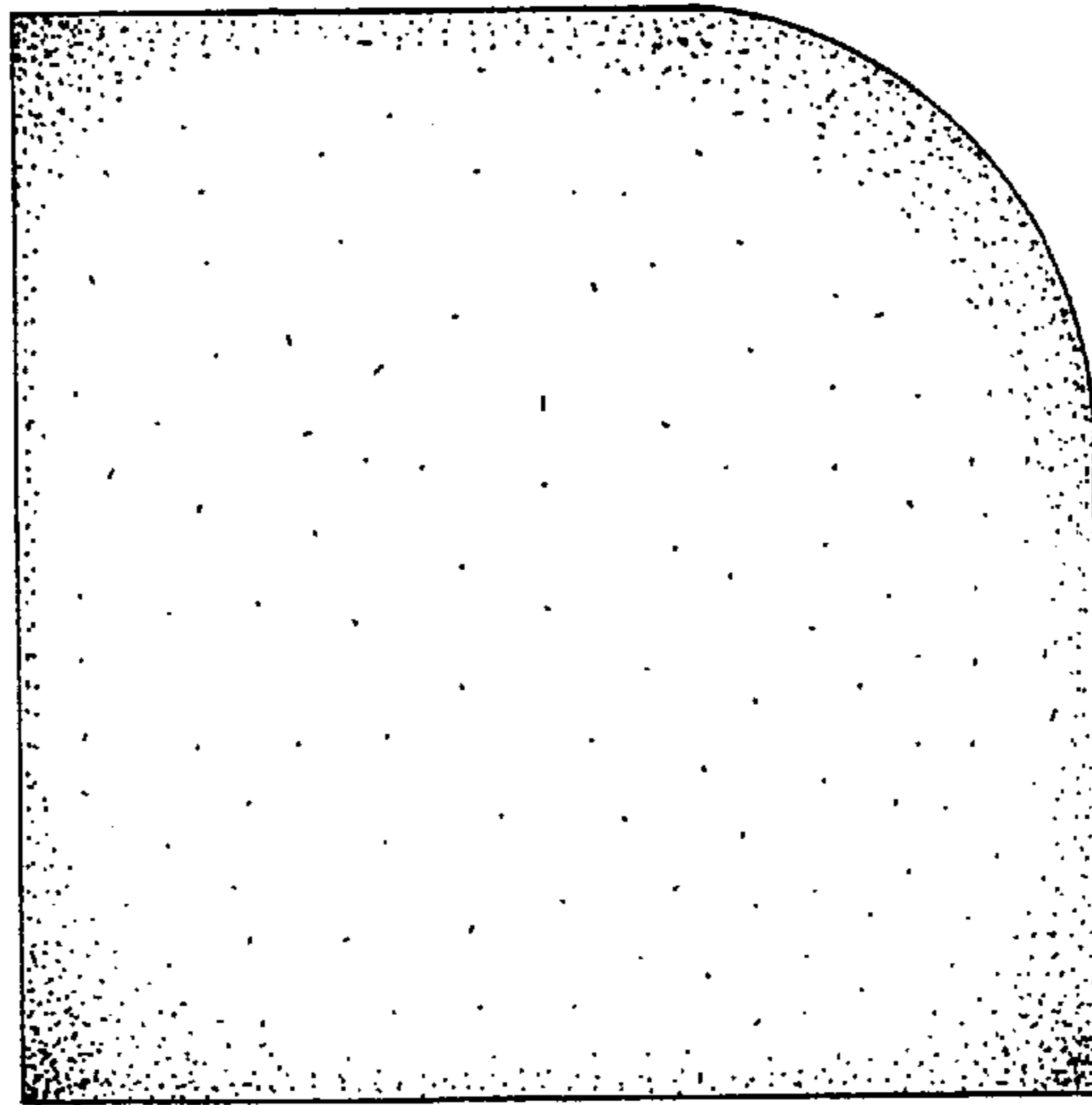


FIG. 6

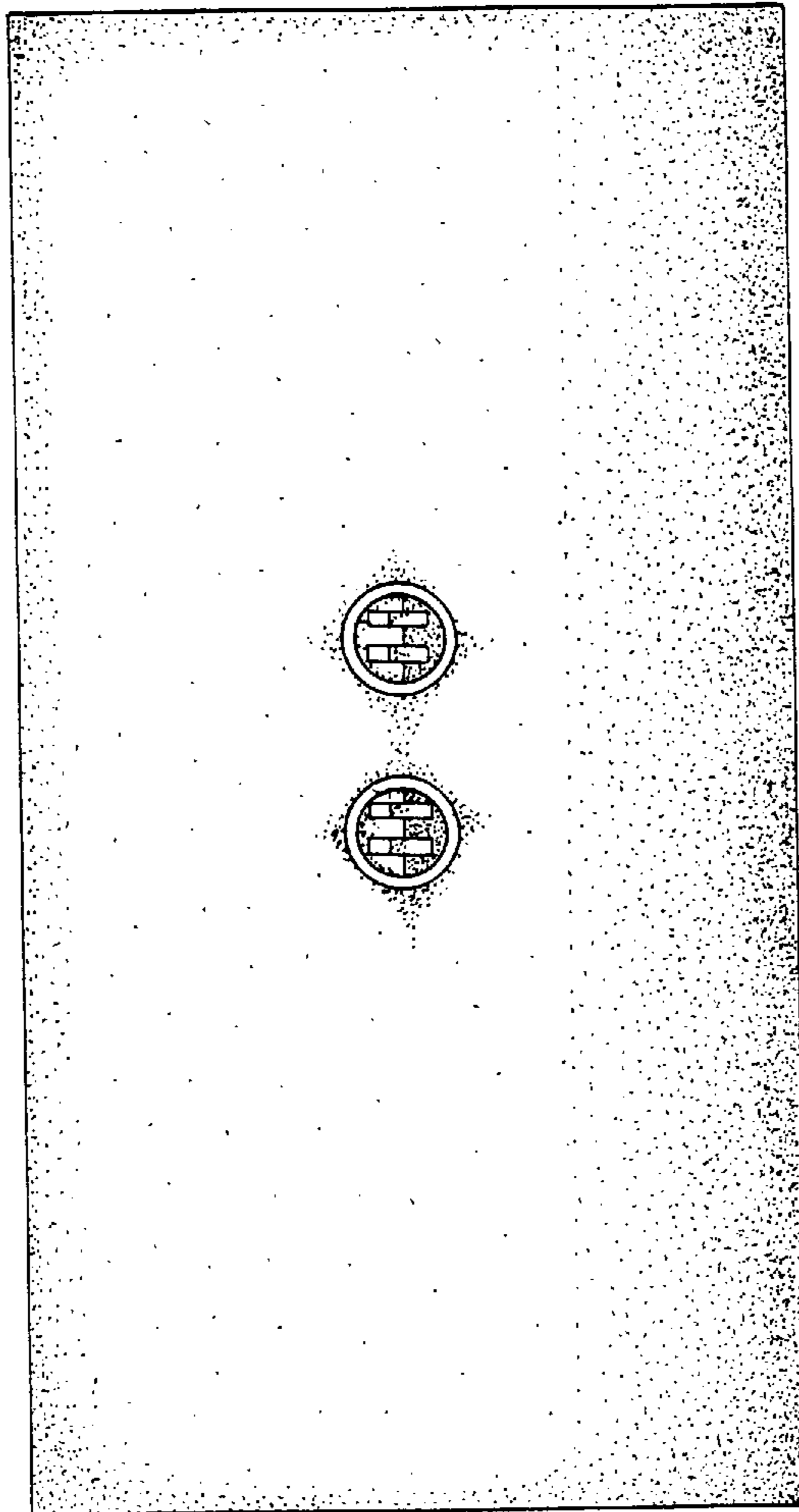


FIG.7