



US00D400197S

United States Patent [19]

Aubuchon et al.

[11] Patent Number: **Des. 400,197**

[45] Date of Patent: ****Oct. 27, 1998**

[54] **KEYBOARD**

D. 368,478 4/1996 Bernstein et al. D14/115 X
D. 376,592 12/1996 Tsai D14/115

[75] Inventors: **Mark S. Aubuchon; Jeffery T. Lininger**, both of Spring; **Meera K. Manahan**, Tomball, all of Tex.

Primary Examiner—Freda Nunn
Attorney, Agent, or Firm—Pravel, Hewitt, Kimball & Krieger

[73] Assignee: **Compaq Computer Corporation**, Houston, Tex.

[57] **CLAIM**

[**] Term: **14 Years**

The ornamental design for a keyboard, as shown and described.

[21] Appl. No.: **64,367**

DESCRIPTION

[22] Filed: **Dec. 30, 1996**

[51] **LOC (6) Cl.** **14-02**

[52] **U.S. Cl.** **D14/115**

[58] **Field of Search** D14/100, 101, D14/106, 115; D18/1, 2, 7; 178/17 A, 17 C; 236/145 A, 145 R; 200/5 A, 5 R, 6 A, 6 R; 345/167, 168, 160; 341/22, 23; 364/708.1; 400/484-489, 472, 479, 682


FIG. 1 is a front, right side, top perspective view of a keyboard showing my new design;
FIG. 2 is a rear elevational view thereof;
FIG. 3 is a right side elevational view thereof;
FIG. 4 is a left side elevational view thereof;
FIG. 5 is a front elevational view thereof;
FIG. 6 is a top plan view thereof; and,
FIG. 7 is a bottom plan view thereof.

[56] **References Cited**

U.S. PATENT DOCUMENTS

D. 366,479 1/1996 Lievan D14/115

1 Claim, 7 Drawing Sheets



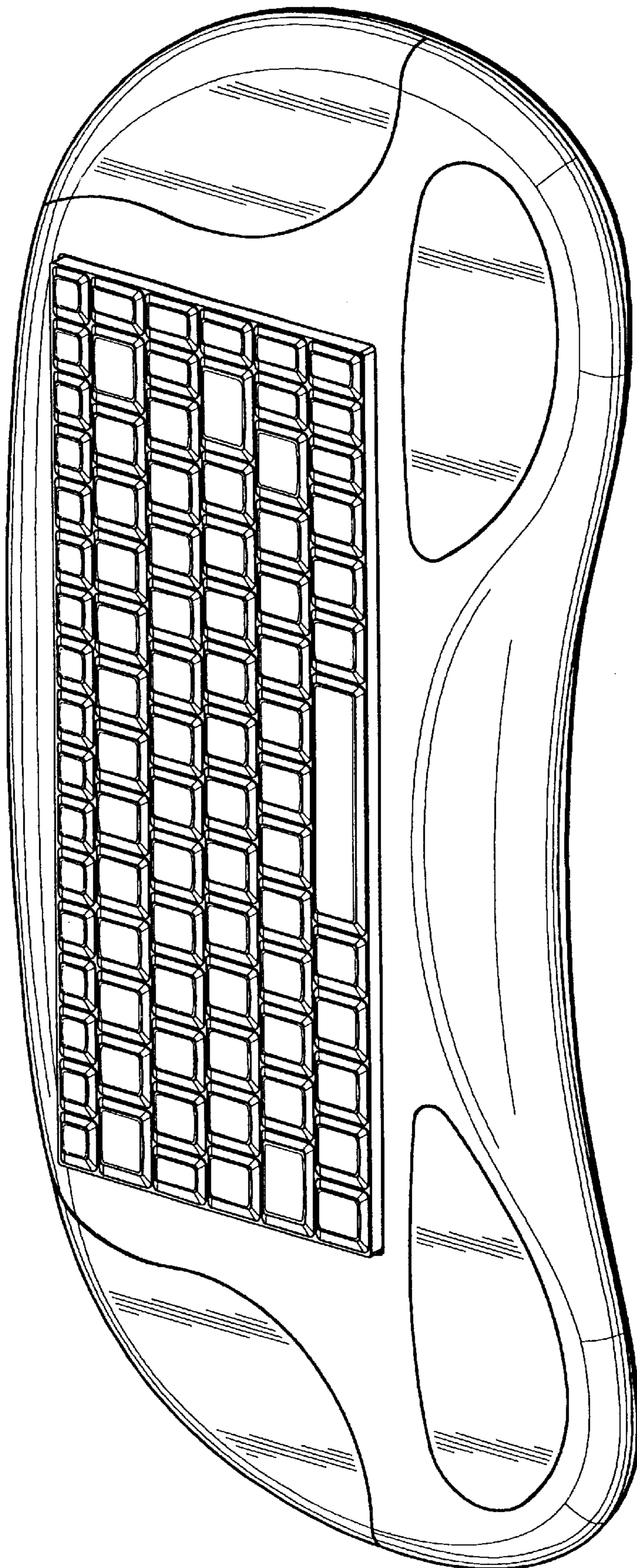


FIG. 1

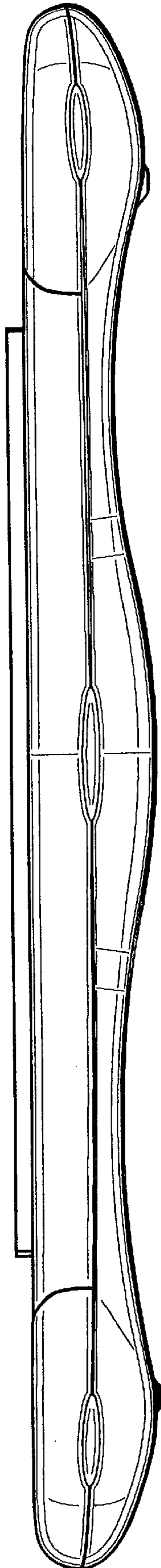


FIG. 2

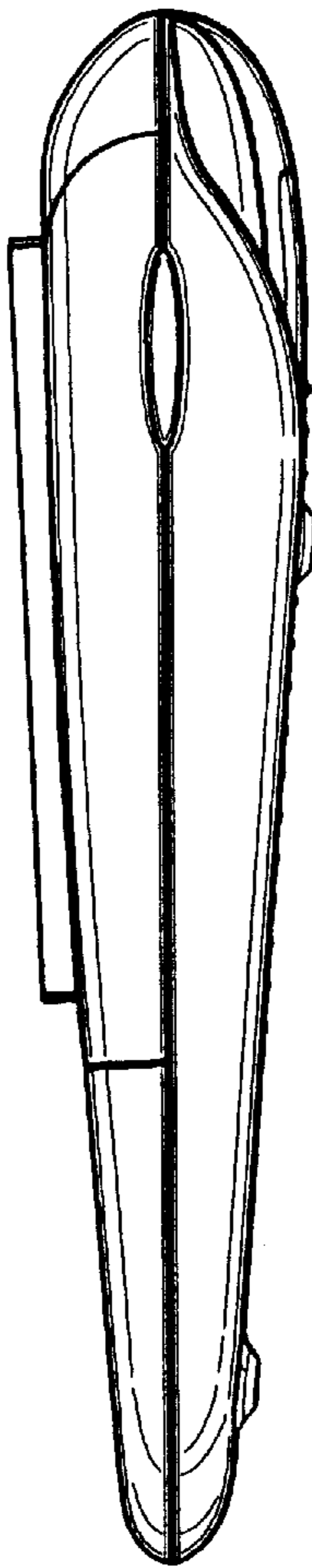


FIG. 3

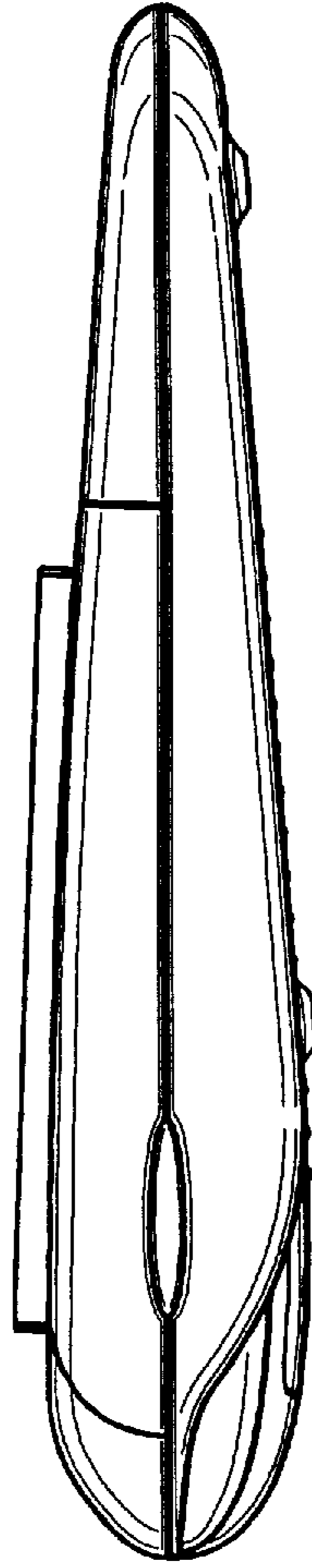


FIG. 4

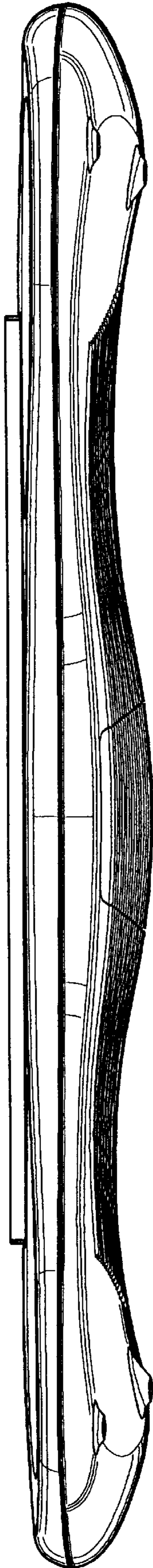


FIG. 5

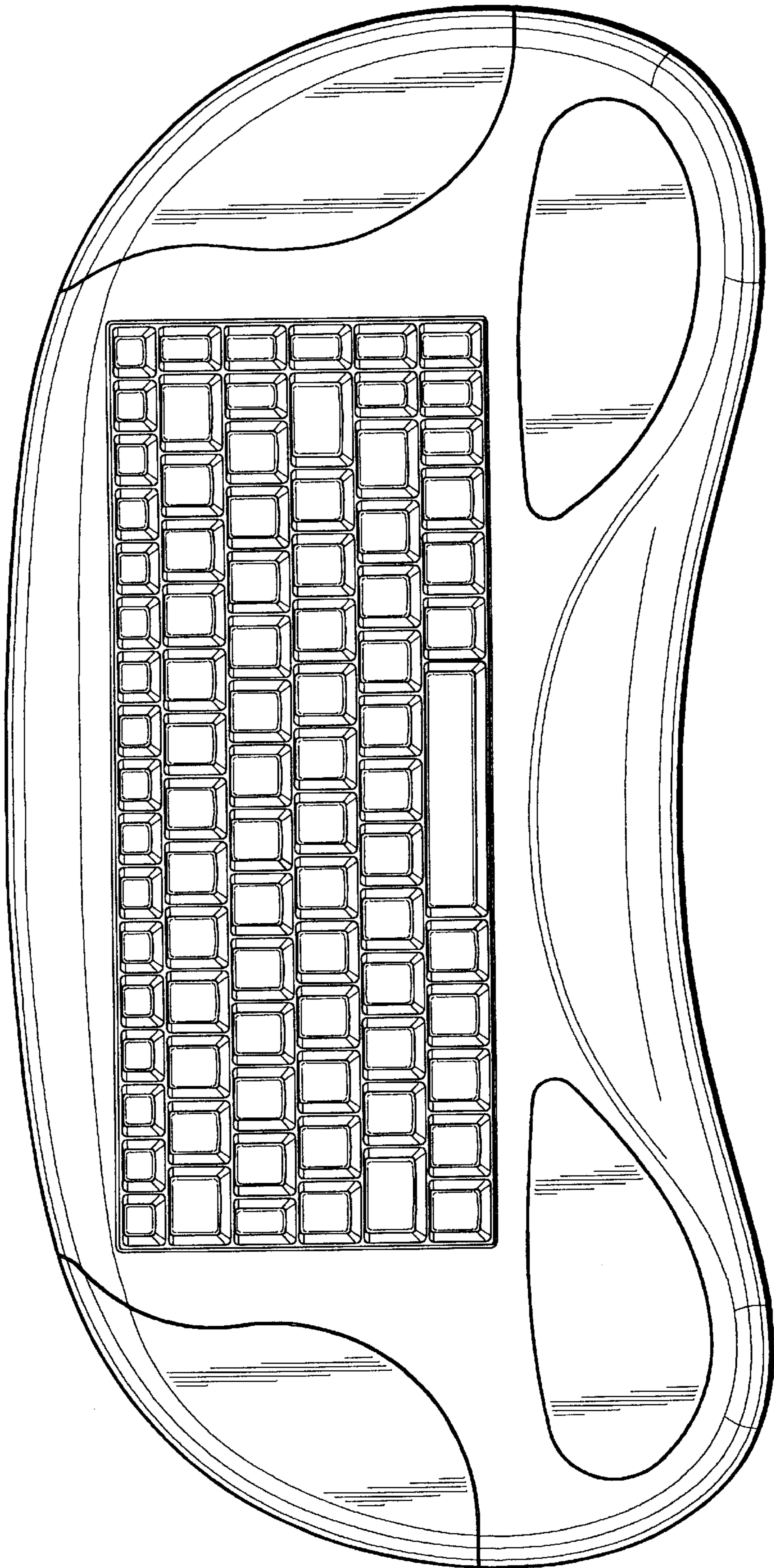


FIG. 6

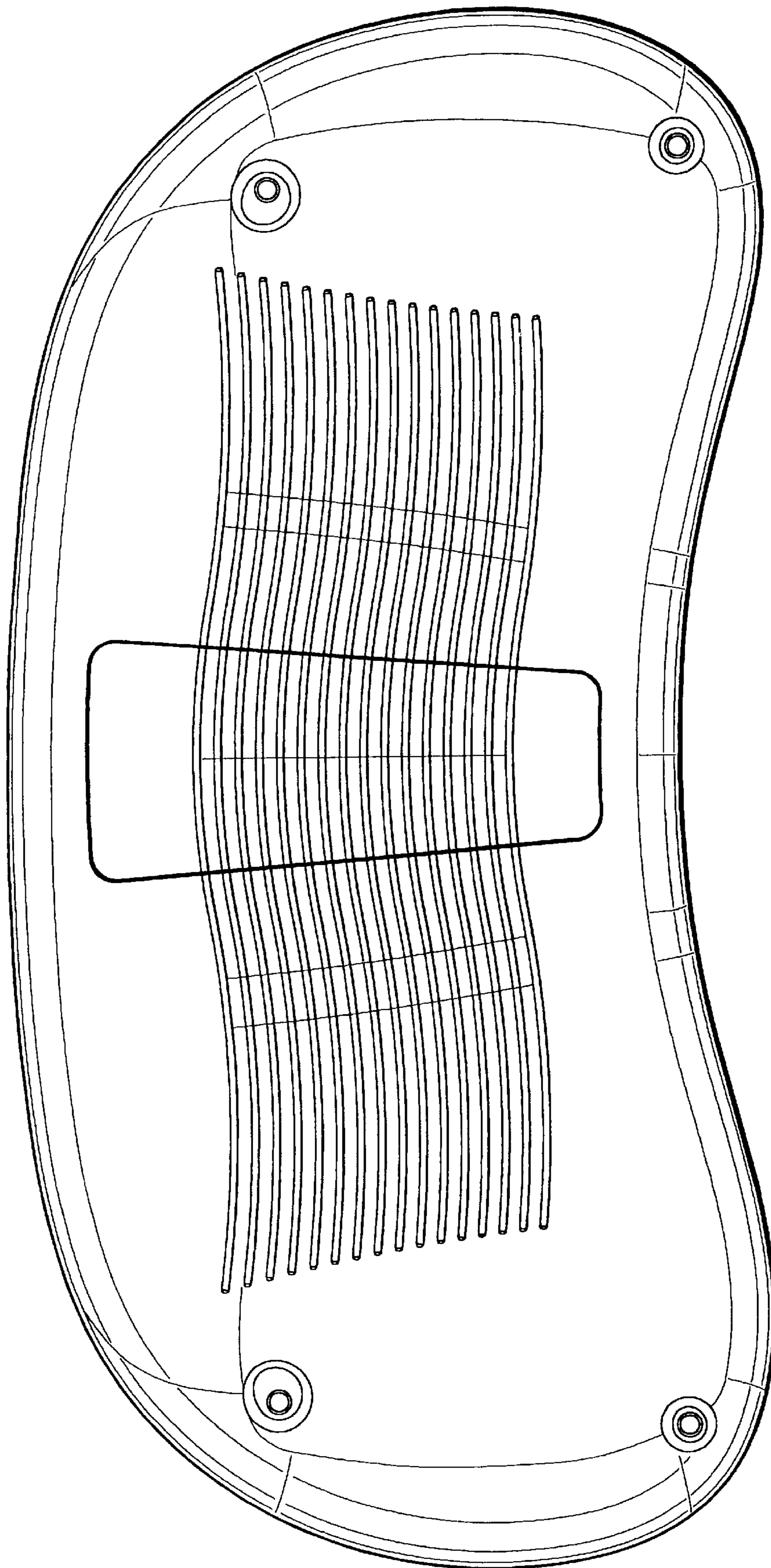


FIG. 7