



US00D400174S

United States Patent [19] Shatkin

[11] **Patent Number: Des. 400,174**

[45] **Date of Patent: **Oct. 27, 1998**

[54] **MINI APPLIANCE LEAKAGE CURRENT INTERRUPTER**

D. 325,380	4/1992	Rao et al.	D13/138.1	X
D. 357,459	4/1995	Warden	D13/138.2	
4,752,243	6/1988	Meidan	439/622	
5,148,344	9/1992	Rao et al.	361/115	X

[75] Inventor: **Louis J. Shatkin**, Warwick, R.I.

[73] Assignee: **Tower Manufacturing Corporation**, Providence, R.I.

Primary Examiner—Susan J. Lucas
Assistant Examiner—Jennifer Rivard
Attorney, Agent, or Firm—Kriegsman & Kriegsman

[**] Term: **14 Years**

[57] **CLAIM**

[21] Appl. No.: **75,237**

The ornamental design for a mini appliance leakage current interrupter, as shown described.

[22] Filed: **Aug. 15, 1997**

DESCRIPTION

[51] **LOC (6) Cl.** **13-03**

[52] **U.S. Cl.** **D13/138.1; D13/145**

[58] **Field of Search** D13/138.1, 138.2, D13/137.1-137.4, 139.1-139.8, 145; 439/490, 620, 622, 650-653, 692-695, 676-678, 606, 600, 601, 104, 103, 106, 107, 597; 361/43, 93, 100, 101; 307/114, 146, 156

FIG. 1 is a perspective view of a mini appliance leakage current interrupter showing my new design; FIG. 2 is a top plan view thereof; FIG. 3 is a bottom plan view thereof; FIG. 4 is a rear elevational view thereof; FIG. 5 is a front elevational view thereof; FIG. 6 is a right side elevational view thereof; and, FIG. 7 is a left side elevational view thereof.


The broken lines are shown for illustrative purposes only and form no part of the claimed design.

[56] **References Cited**

U.S. PATENT DOCUMENTS

D. 307,742	5/1990	Serr et al.	D13/138.2	
D. 314,177	1/1991	Heiligenstein et al.	D13/138.1	

1 Claim, 2 Drawing Sheets






FIG. 1

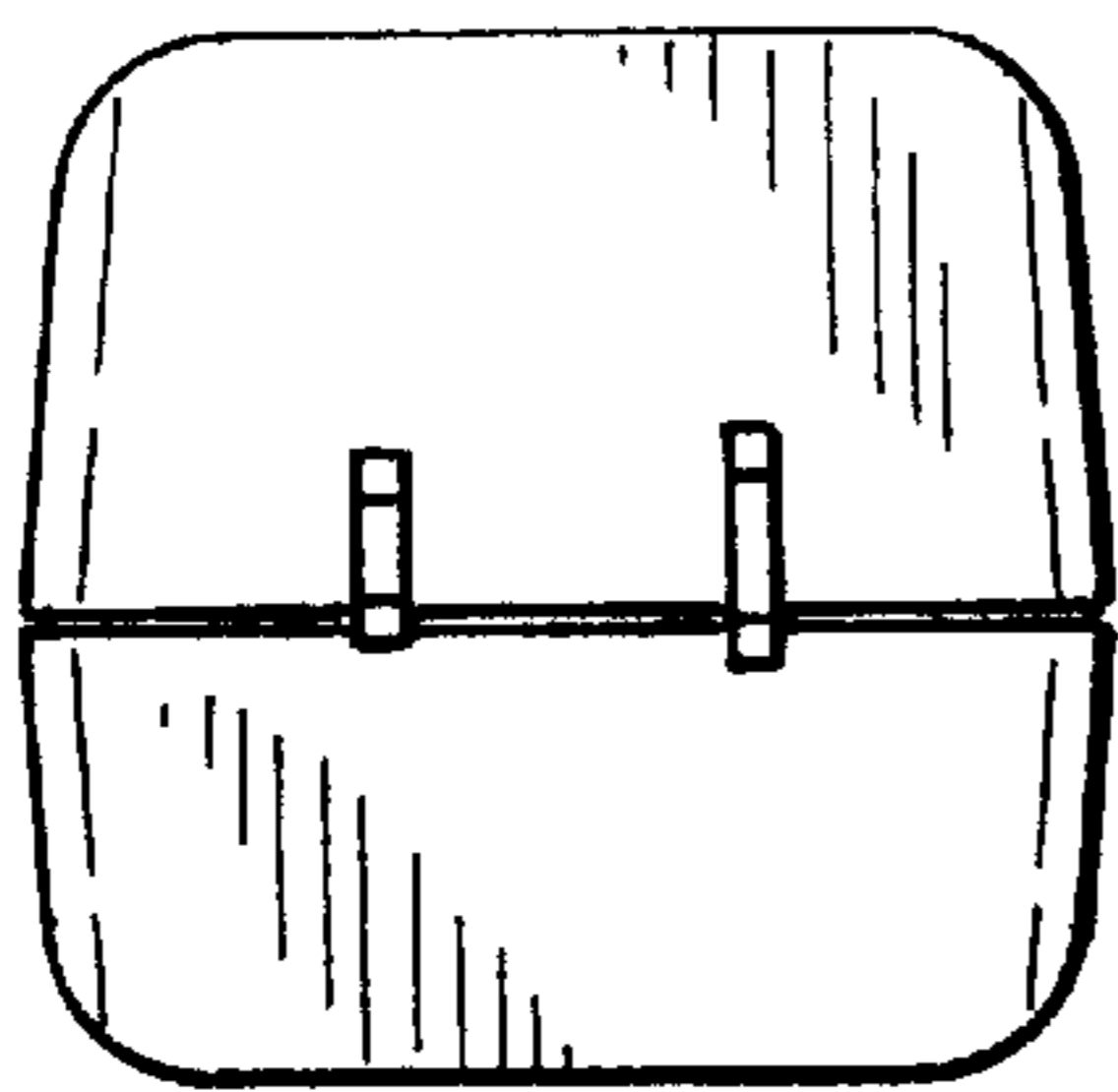


FIG. 2




FIG. 3




FIG. 4




FIG. 5

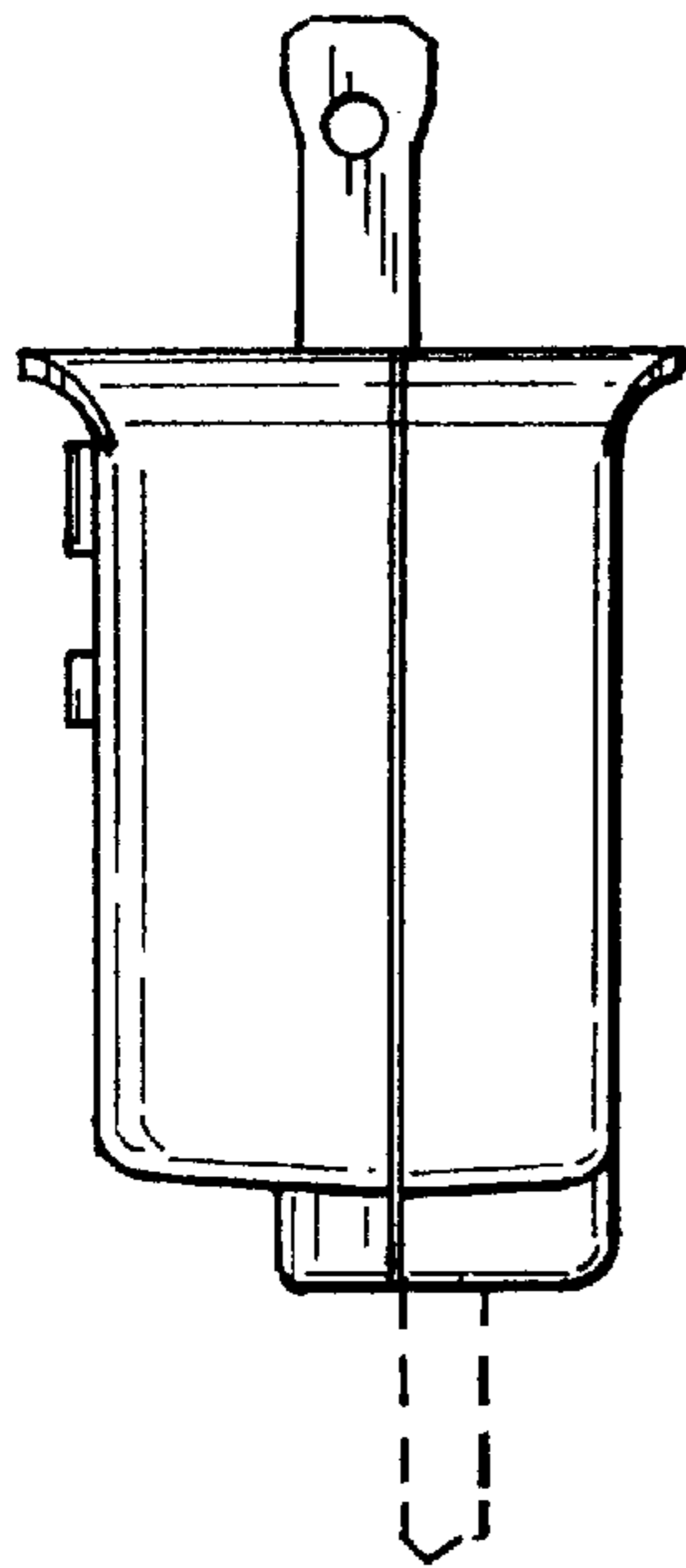


FIG. 6

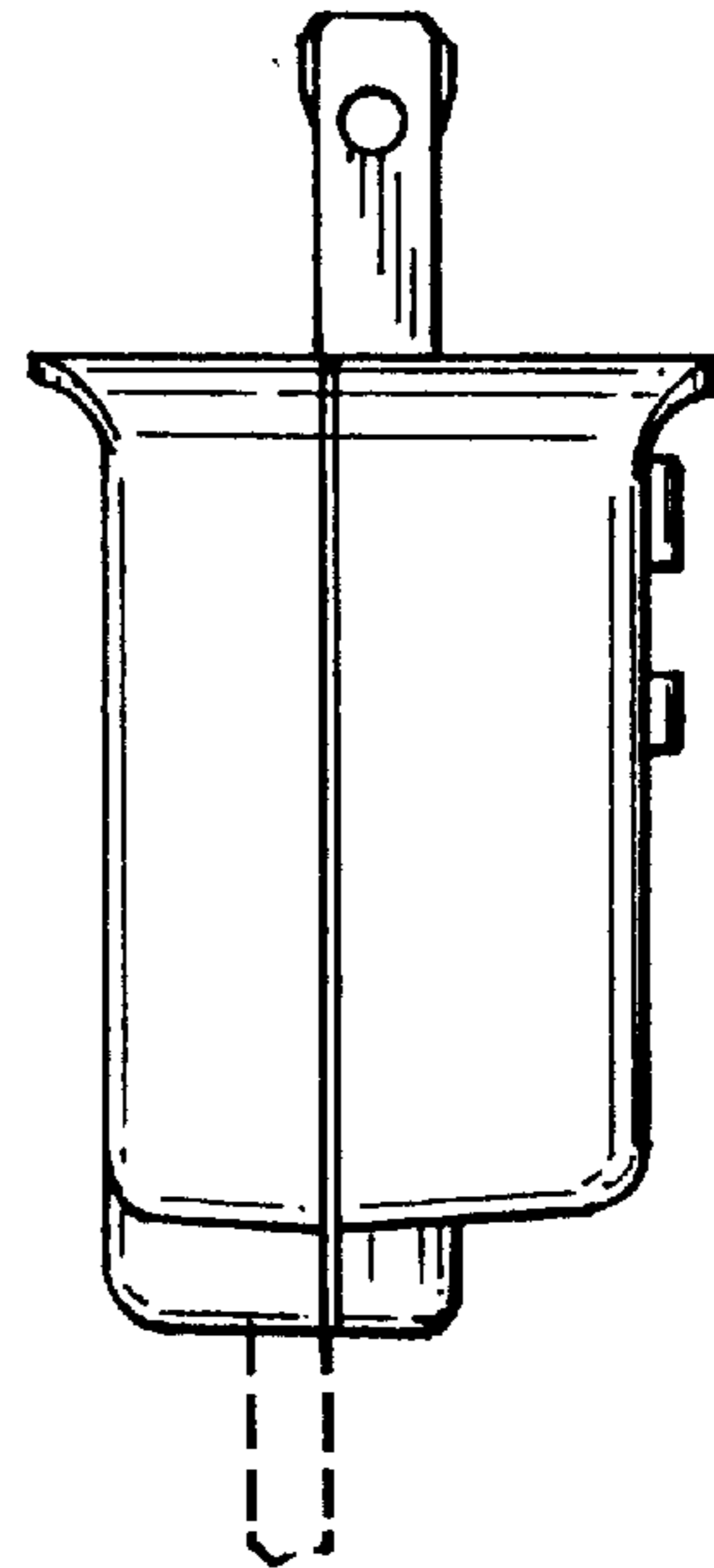


FIG. 7