

US00D400149S

**United States Patent** [19]  
**Zentner**

[11] **Patent Number:** **Des. 400,149**  
[45] **Date of Patent:** **\*\*Oct. 27, 1998**

[54] **SPORT UTILITY VEHICLE RUNNING BOARD**  
[75] Inventor: **Edward Zentner**, Clarkston, Mich.  
[73] Assignee: **Durakon Industries, Inc.**, Lapeer, Mich.  
[\*\*] Term: **14 Years**  
[21] Appl. No.: **79,852**  
[22] Filed: **Nov. 24, 1997**  
[51] **LOC (6) Cl.** ..... **12-16**  
[52] **U.S. Cl.** ..... **D12/203**  
[58] **Field of Search** ..... D12/203, 190;  
280/163, 164.1, 153.5, 848

[56] **References Cited**

U.S. PATENT DOCUMENTS			
D. 297,135	8/1988	Davenport	D12/203
D. 297,230	8/1988	Huff	D12/203
D. 340,905	11/1993	Orth, Sr. et al.	D12/203
D. 342,476	12/1993	Beckett	D12/203
D. 361,973	9/1995	Hornik	D12/203
D. 361,974	9/1995	Hornik	D12/203
D. 379,079	5/1997	Thomas, Jr.	D12/203

**OTHER PUBLICATIONS**  
J.C. Whitney Catalog #578J, See “Custom-Fit Cab-Length Running Boards with Built-In Step”, p. 111, Aug. 1995.  
*Primary Examiner*—James Gandy  
*Assistant Examiner*—Stacia Sinuik  
*Attorney, Agent, or Firm*—Brinks Hofer Gilson & Lione

[57] **CLAIM**  
The ornamental design for a sport utility vehicle running board, as shown and described.

**DESCRIPTION**  
FIG. 1 is a perspective view from above and in front of a sport utility vehicle running board according to the present design;  
FIG. 2 is a perspective view from above and behind a sport utility vehicle running board according to the present design; and,  
FIG. 3 is an enlarged bottom, plan view of a sport utility vehicle running board according to the present design.  
Inasmuch as the rear aspects of a sport utility vehicle running board according to the present design are not normally viewed, they are not illustrated and form no portion of the present design.

**1 Claim, 2 Drawing Sheets**

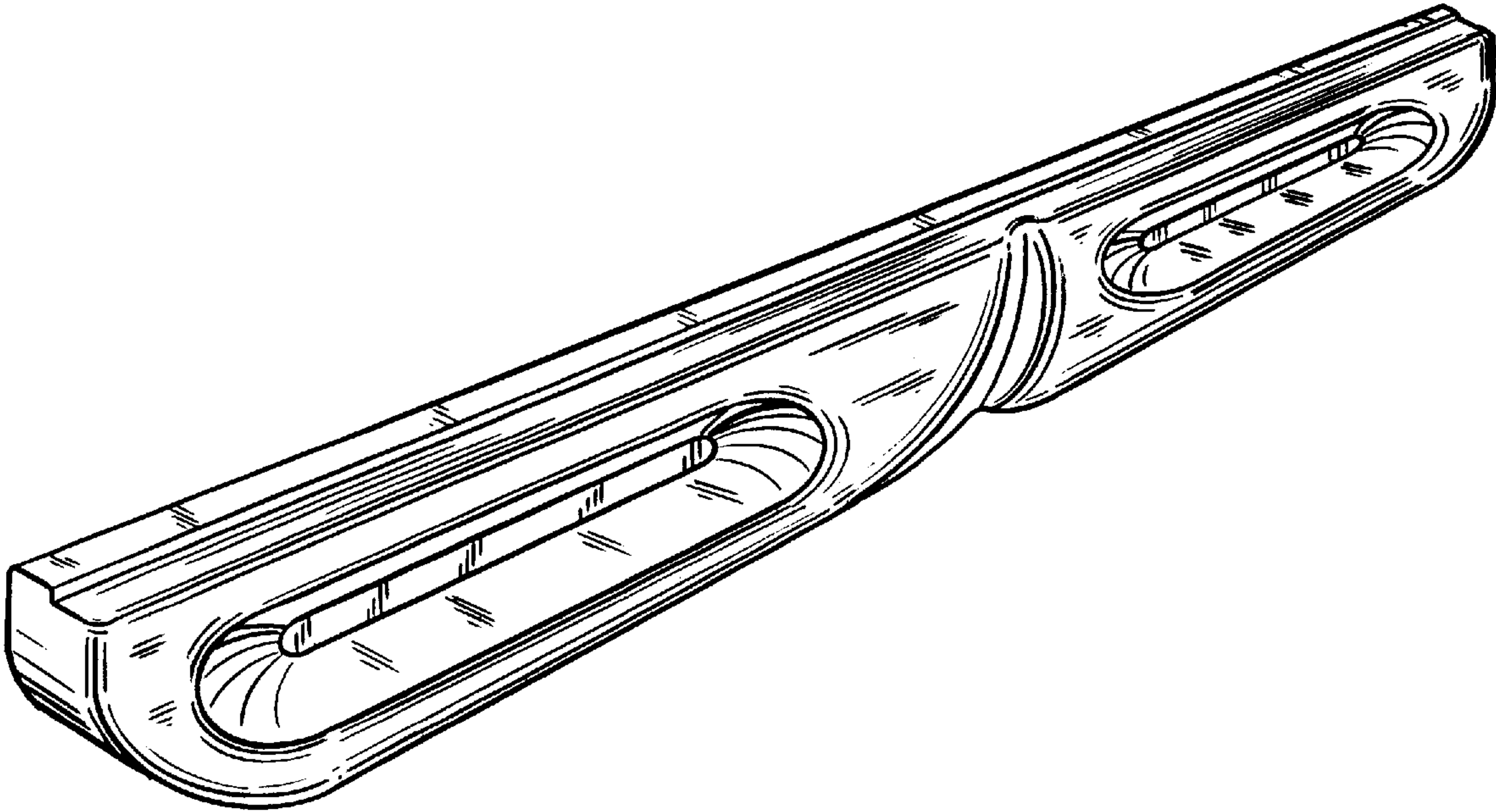


FIG. 1

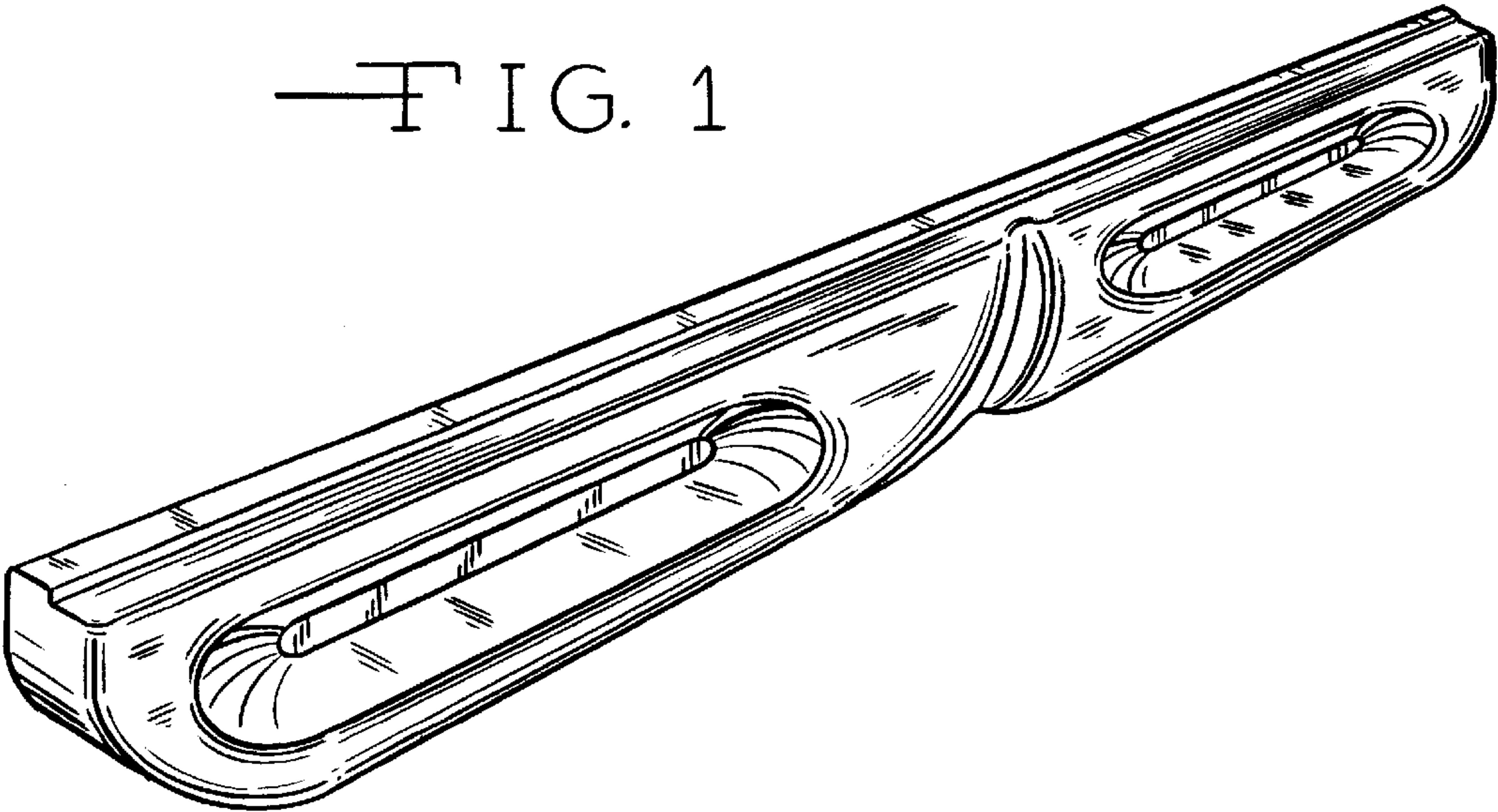
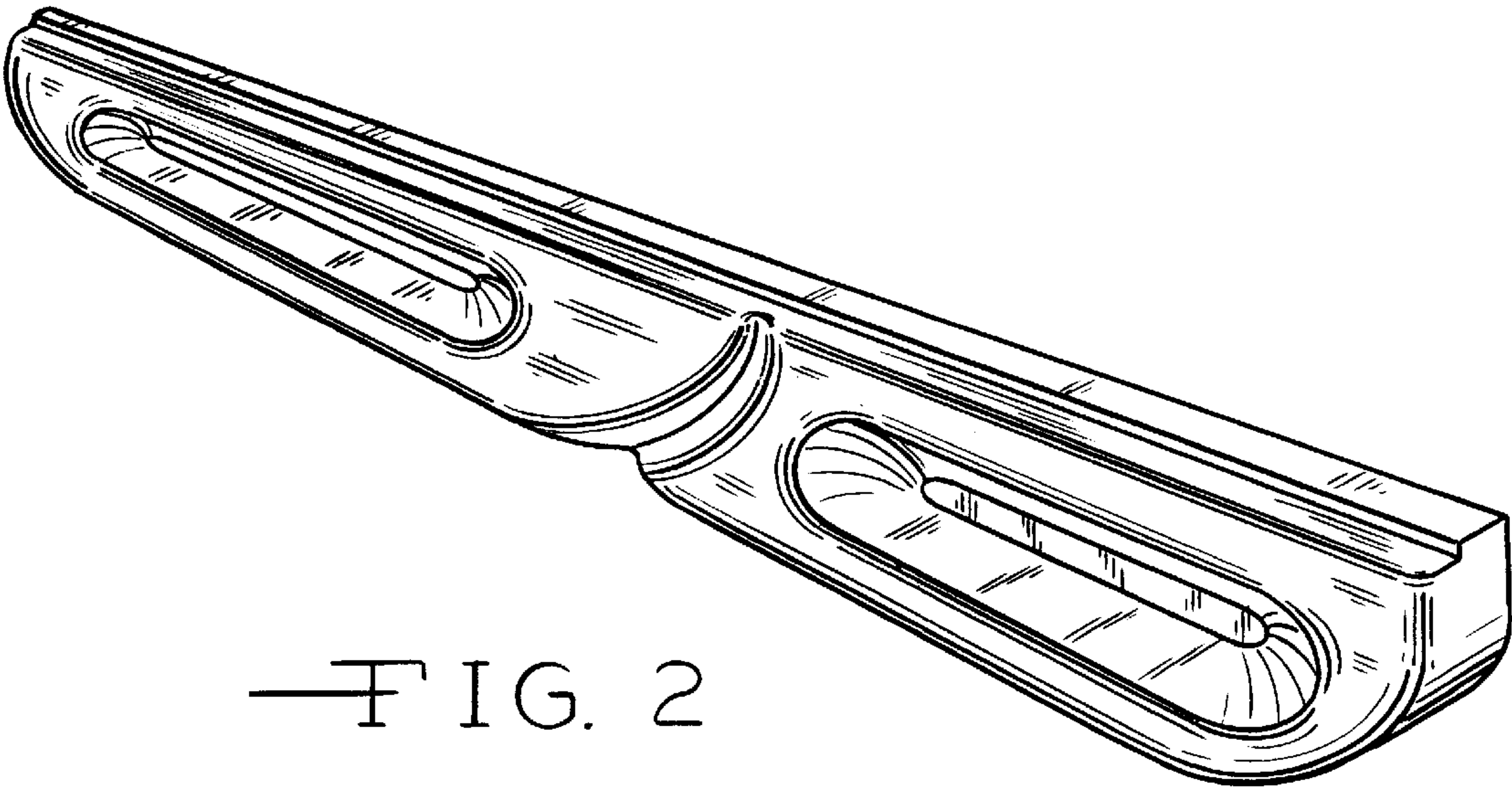


FIG. 2






FIG. 3