



US00D400147S

# United States Patent [19] Gipson

[11] **Patent Number: Des. 400,147**

[45] **Date of Patent: \*\*Oct. 27, 1998**

[54] **BRAKE PEDAL HOLDER**

[76] Inventor: **William Gipson**, 56 Hopes Grove,  
High Halden Ashford, Kent, United  
Kingdom, TN26 3ND

[\*\*] Term: **14 Years**

[21] Appl. No.: **73,445**

[22] Filed: **Jul. 10, 1997**

[51] **LOC (6) Cl.** ..... **12-16**

[52] **U.S. Cl.** ..... **D12/180; D8/339; D12/400**

[58] **Field of Search** ..... D12/400, 180,  
D12/415; D8/339, 331, 330, 338, 341-342;  
70/207-211, 214-215, 225-226, 228, 237-238;  
292/288-289, 290, 338-339, DIG. 15

[56] **References Cited**

**U.S. PATENT DOCUMENTS**

D. 219,362	12/1970	Snyder	.....	D8/339
D. 312,200	11/1990	Bhagwat	.....	D8/331 X
D. 321,312	11/1991	Williamson	.....	D12/180 X
D. 339,282	9/1993	Malonson	.....	D8/331
D. 375,037	10/1996	Toenders	.....	D8/339
3,749,212	7/1973	Black	.....	192/35
4,627,522	12/1986	Ulrich et al.	.....	192/35

4,819,296	4/1989	Wilkins	.....	292/339 X
4,973,093	11/1990	Olszowka	.....	292/339
5,131,701	7/1992	Stepniewski	.....	292/339
5,286,075	2/1994	Monzingo	.....	292/339
5,333,922	8/1994	Jones	.....	292/339
5,340,175	8/1994	Wood	.....	292/339

*Primary Examiner*—Jeffrey Asch  
*Assistant Examiner*—Stacia Sinuik

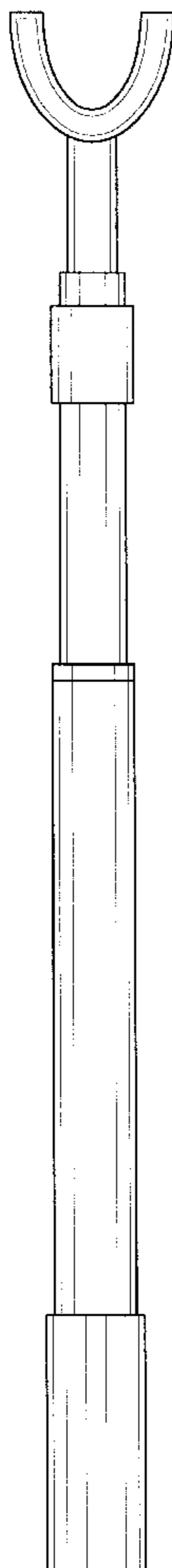
[57] **CLAIM**

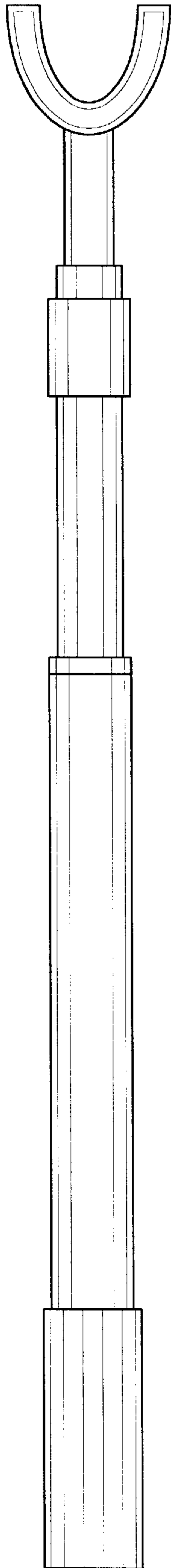
The ornamental design for a brake pedal holder, as shown.

**DESCRIPTION**

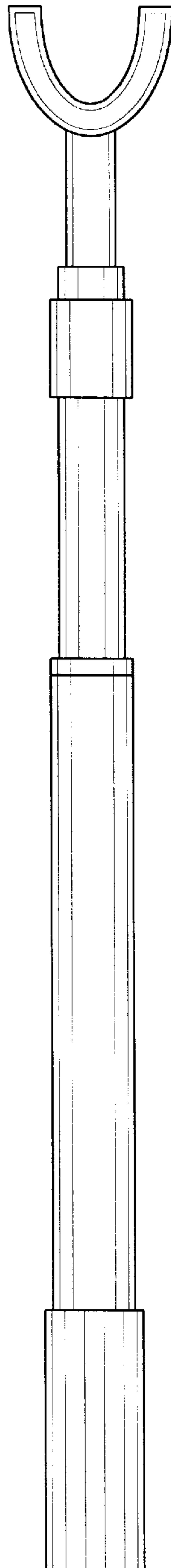
FIG. 1 is a front plan view of the brake pedal holder, of the present invention;  
FIG. 2 is a back plan view of the brake pedal holder of FIG. 1;  
FIG. 3 is a left side plan view of the brake pedal holder of FIG. 1;  
FIG. 4 is a right side plan view of the brake pedal holder of FIG. 1;  
FIG. 5 is a top plan view of the brake pedal holder of FIG. 1; and,  
FIG. 6 is a bottom plan view of the brake pedal holder of FIG. 1.

**1 Claim, 3 Drawing Sheets**

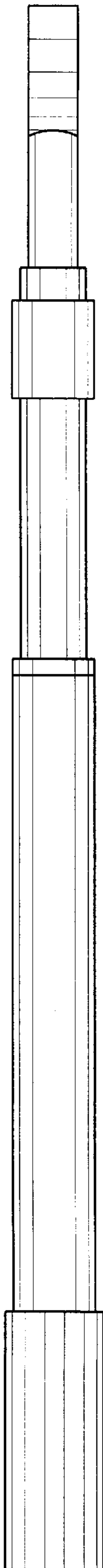





*Fig. 1*



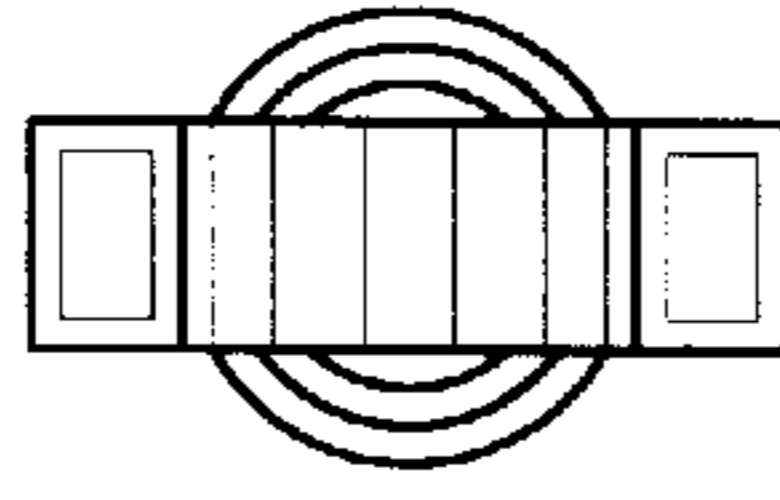
*Fig. 2*



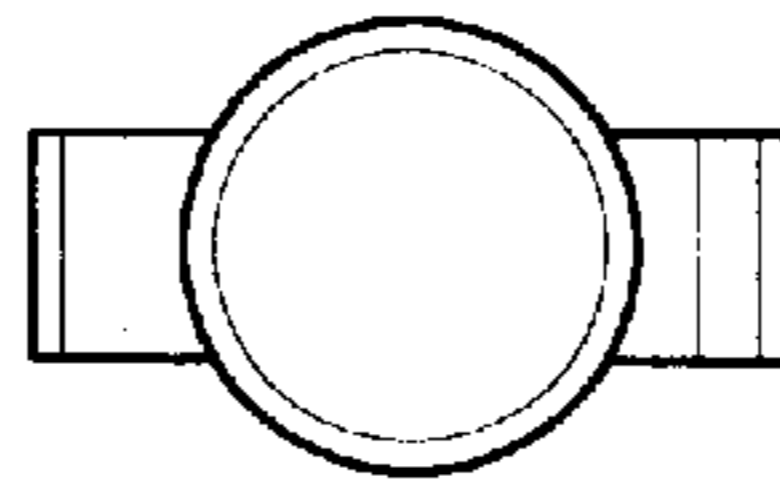
*Fig. 3*



*Fig. 4*



*Fig. 5*



*Fig. 6*