



US00D400141S

**United States Patent** [19]  
**Maxwell**

[11] **Patent Number: Des. 400,141**

[45] **Date of Patent: \*\*Oct. 27, 1998**

[54] **TIRE TREAD**

[75] Inventor: **Paul Bryan Maxwell**, Munroe Falls, Ohio

[73] Assignee: **The Goodyear Tire & Rubber Company**, Akron, Ohio

[\*\*] Term: **14 Years**

[21] Appl. No.: **74,537**

[22] Filed: **Aug. 5, 1997**

[51] **LOC (6) Cl.** ..... **12-15**

[52] **U.S. Cl.** ..... **D12/149; D12/142**

[58] **Field of Search** ..... D12/134, 136, D12/138, 140-151; 152/209 R, 209 A, 209 D

[56] **References Cited**

**U.S. PATENT DOCUMENTS**

- D. 46,481 9/1914 McKennan .
- D. 47,371 5/1915 Yule .
- D. 49,952 11/1916 Crowley .
- D. 50,282 2/1917 Odell .
- D. 168,675 1/1953 Custer ..... D12/149
- D. 288,424 2/1987 Kamijyo ..... D12/146

- D. 292,086 9/1987 Suzuki ..... D12/147
- D. 322,590 12/1991 Makris ..... D12/149
- D. 384,315 9/1997 Rohweder et al. .... D12/148
- D. 390,178 2/1998 Maxwell ..... D12/151
- D. 391,211 2/1998 Maxwell ..... D12/151
- D. 391,537 3/1998 Maxwell ..... D12/148

*Primary Examiner*—Robert M. Spear  
*Attorney, Agent, or Firm*—T. P. Lewandowski

[57] **CLAIM**

The ornamental design for a tire tread, as shown and described.

**DESCRIPTION**

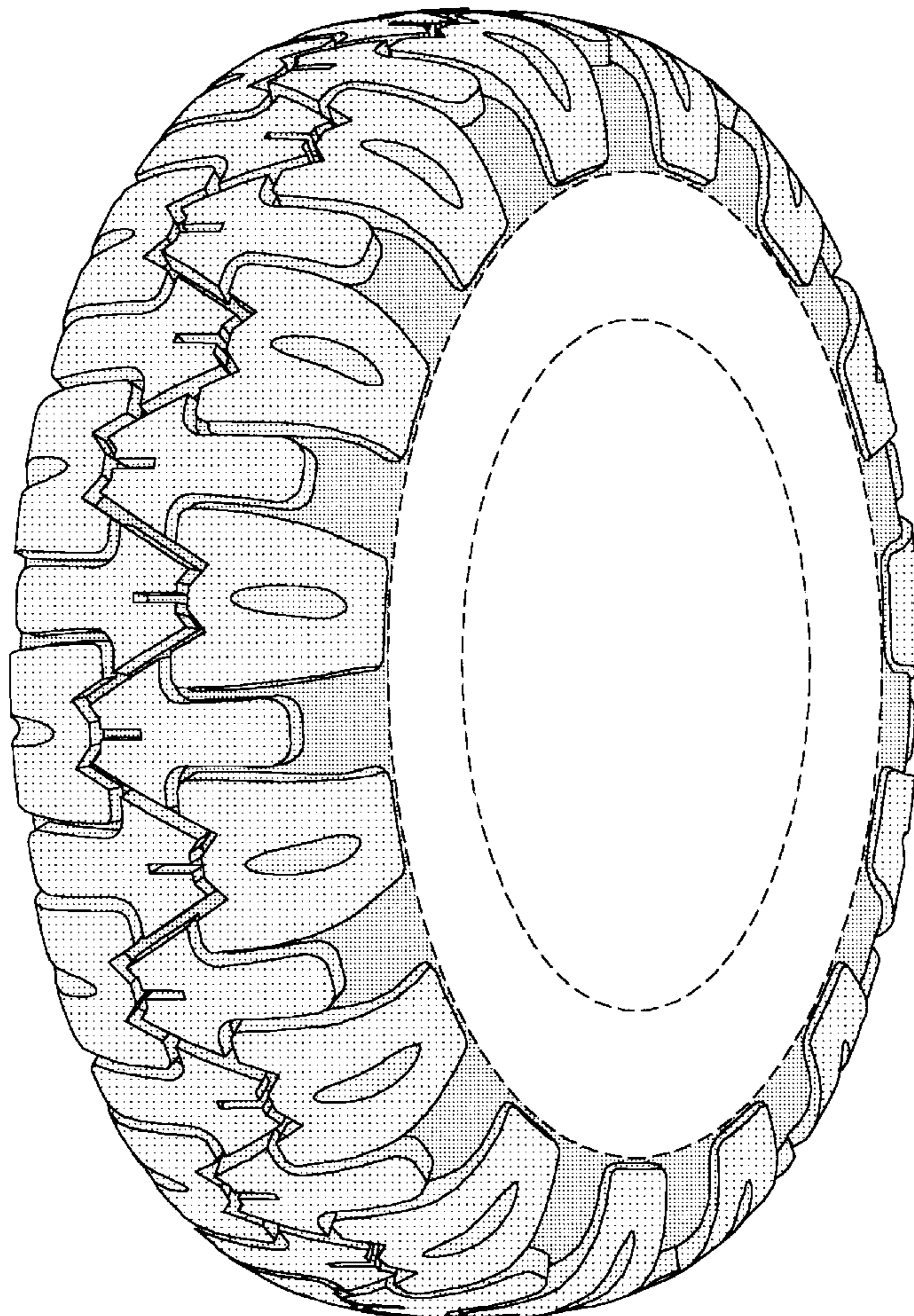
FIG. 1 is a perspective view of a tire tread showing our new design, it being understood that the pattern repeats uniformly throughout the circumference of the tread;

FIG. 2 is a front elevational view thereof; and,

FIG. 3 is a side elevational view thereof, the opposite side elevational view being identical thereto.

In the drawings, the broken lines defining the inner bead of the sidewall and the peripheral boundary between the tire tread and the sidewall are for illustrative purposes only and form no part of the claimed design.

**1 Claim, 3 Drawing Sheets**



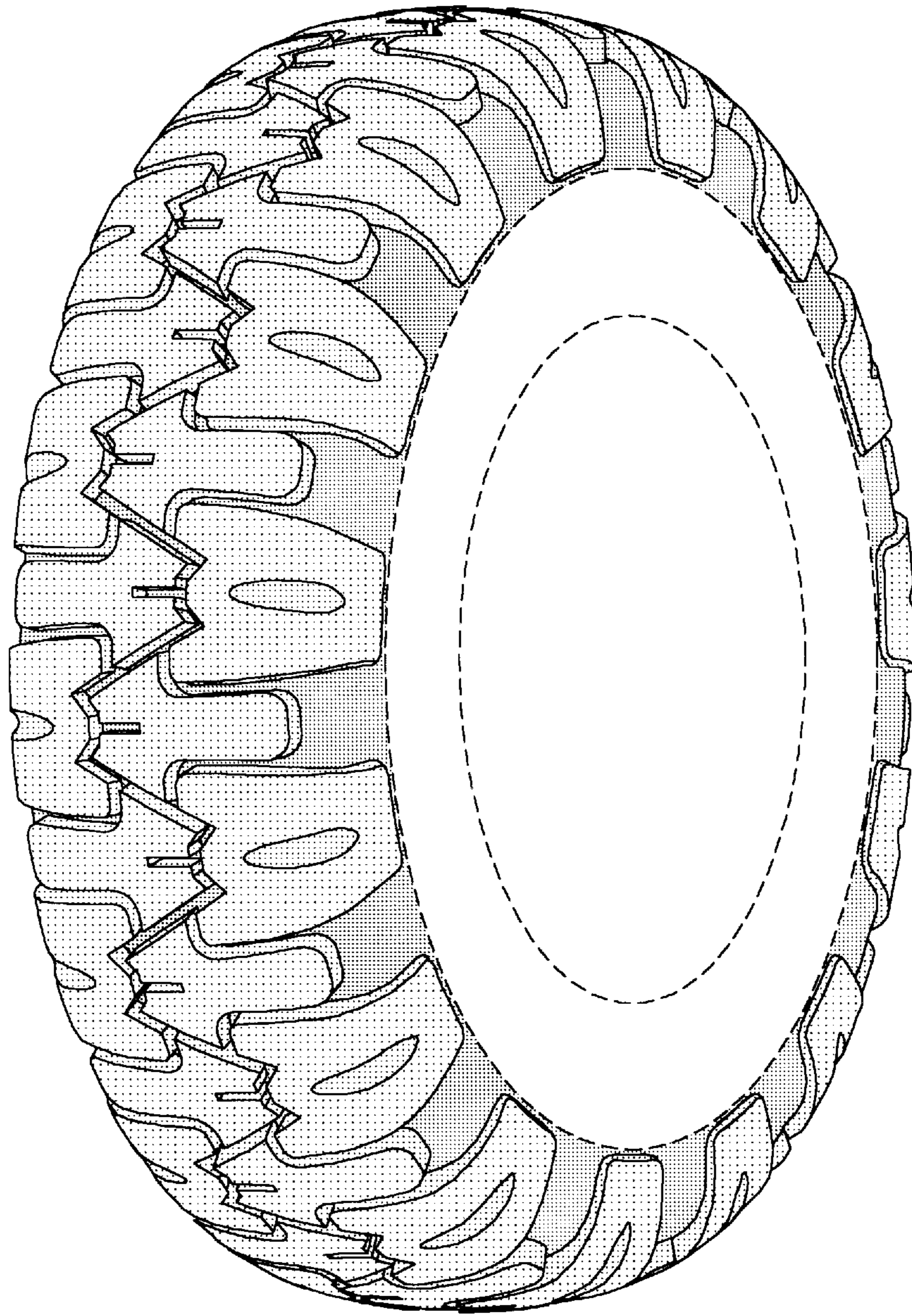


FIG. 1

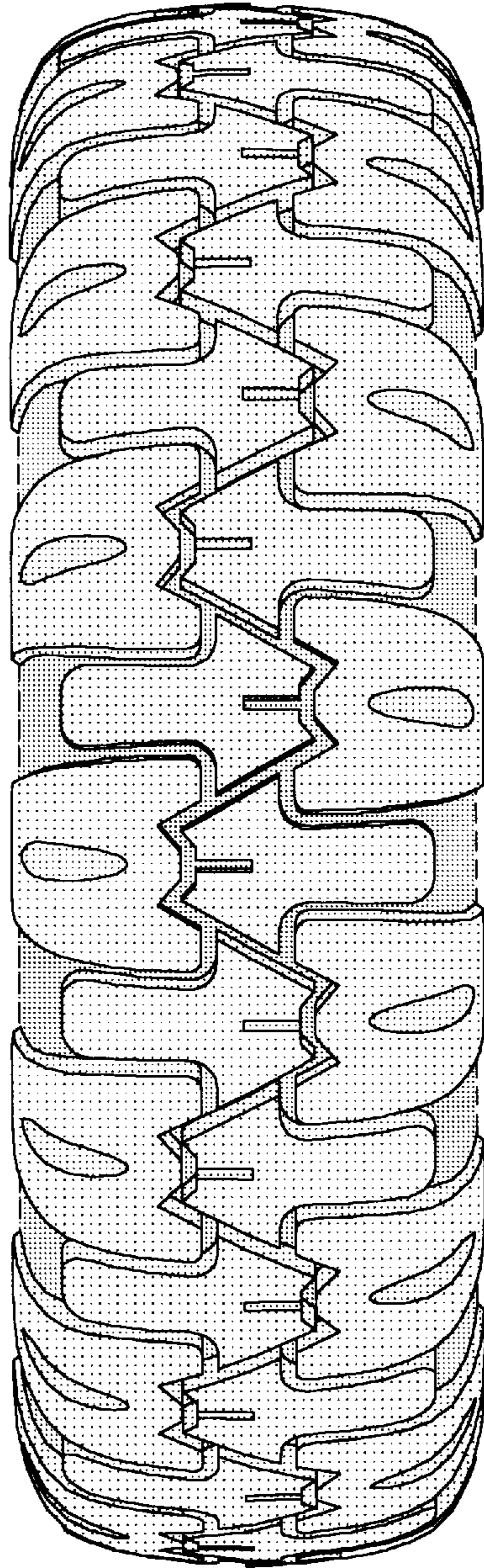


FIG. 2

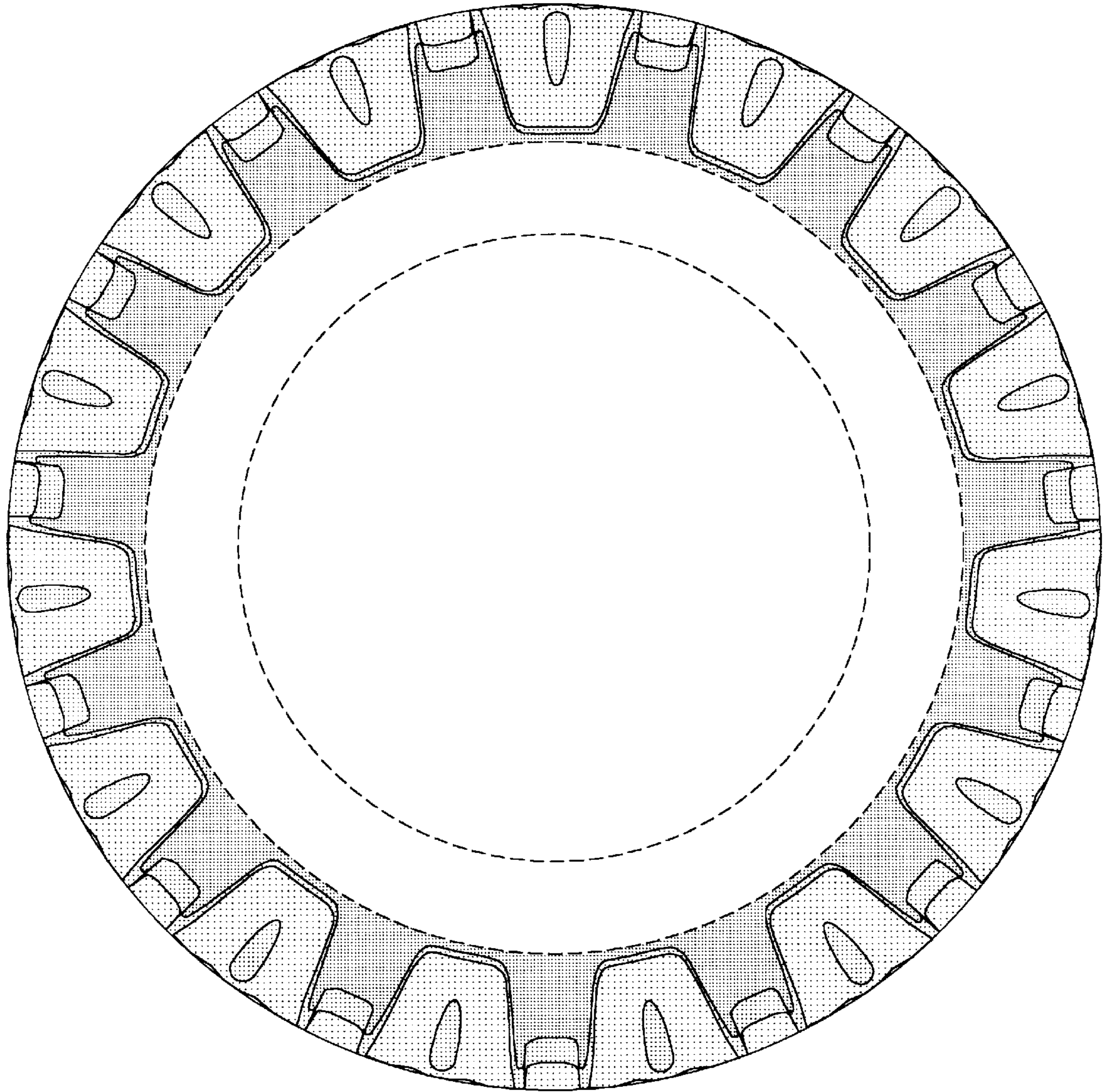


FIG. 3