



US00D400133S

**United States Patent** [19]  
**Johenning et al.**

[11] **Patent Number: Des. 400,133**

[45] **Date of Patent: \*\*Oct. 27, 1998**

[54] **TIRE TREAD**

5,421,391 6/1995 Himuro ..... 152/209 R  
5,423,364 6/1995 Himuro ..... 152/209 R

[75] Inventors: **Christopher Paul Johenning**,  
Wadsworth; **Randall Raymond Brayer**,  
North Canton; **John Janis Taube**,  
Tallmadge; **Terry John Waibel**,  
Wadsworth; **Thomas Carl Evans**,  
Copley; **Christopher Alan Manthey**,  
Akron, all of Ohio

**FOREIGN PATENT DOCUMENTS**

M 92 05 891 5/1995 Germany .  
M 94 07 109 10/1995 Germany .

**OTHER PUBLICATIONS**

Pirelli Asymmetrical Tire, Modern Tire Dealer Magazine, p. 24, Feb. 1995.  
Continental Super Contact CH51/CV51/CZ51 Tire, 1995 Tread Design Guide, p. 16, Jan. 1995.  
Heritage Mega Toque Plus 2 Tire, 1996 Tread Design Guide, p. 38, Feb. 1996.  
Yokohama Nexus Tire, 1995 Tread Design Guide, p. 77, Feb. 1996.

[73] Assignee: **The Goodyear Tire & Rubber Company**, Akron, Ohio

[\*\*] Term: **14 Years**

[21] Appl. No.: **66,222**

[22] Filed: **Feb. 7, 1997**

*Primary Examiner*—James Gandy  
*Assistant Examiner*—Robert M. Spear  
*Attorney, Agent, or Firm*—T P Lewandowski

**Related U.S. Application Data**

[63] Continuation-in-part of Ser. No. 47,723, Dec. 11, 1995, Pat. No. Des. 379,446.

[51] **LOC (6) Cl.** ..... **12-15**

[52] **U.S. Cl.** ..... **D12/147**

[58] **Field of Search** ..... D12/136, 138,  
D12/140–152; 152/209 A, 209 B, 209 D,  
209 R

[57] **CLAIM**

The ornamental design for a tire tread, as shown and described.

**DESCRIPTION**

FIG. 1 is a perspective view of a tire tread, it being understood that the pattern repeats uniformly through the circumference of the tread;

FIG. 2 is a front elevational view thereof; and,

FIG. 3 is a side elevational view thereof, shown at a reduced scale, the opposite side elevational view being a mirror image thereof.

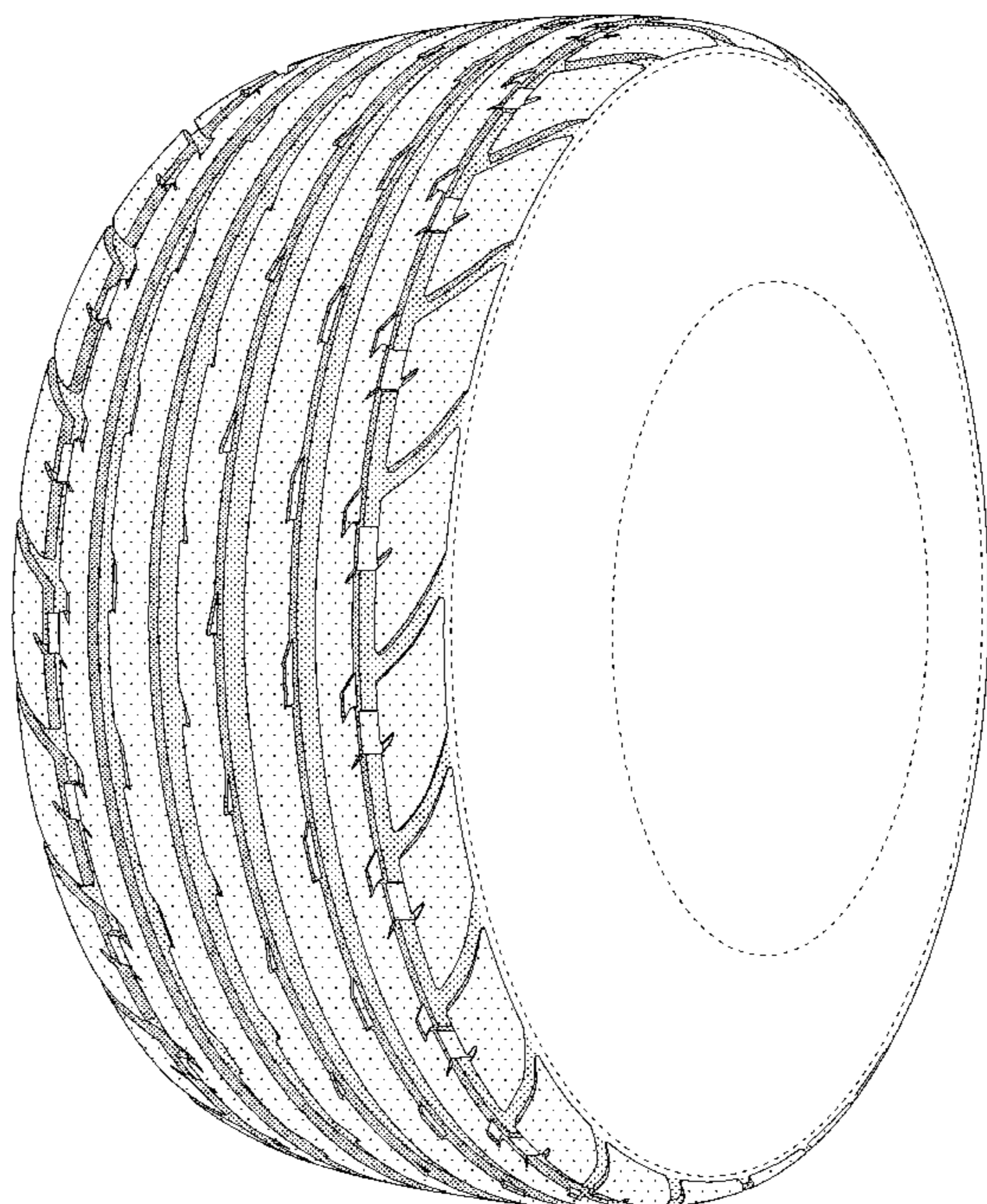
In the drawings, the broken lines defining the inner bead of the sidewall and the peripheral boundary between the tire tread and the sidewall are for illustrative purposes only and form no part of the claimed design.

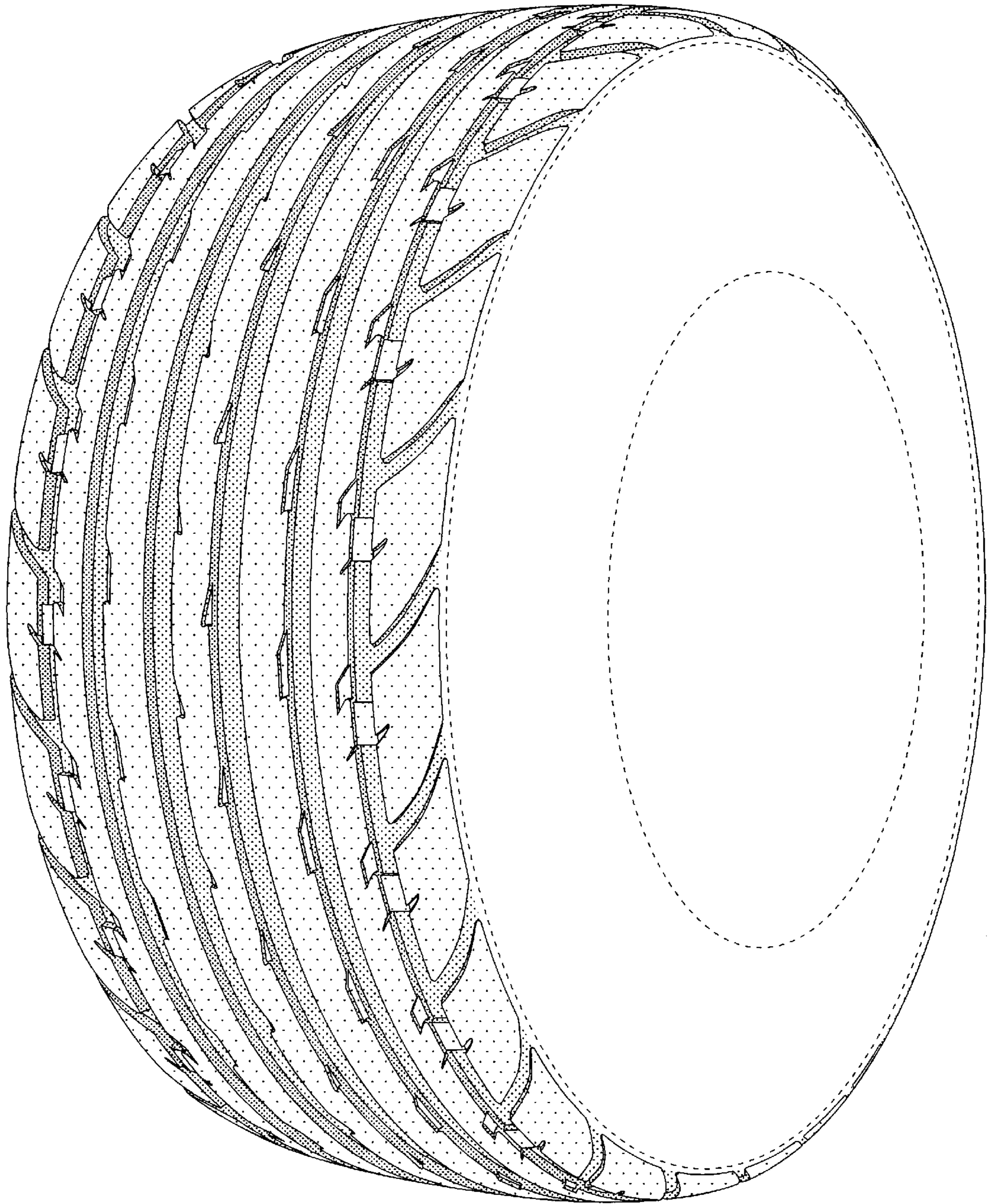
[56] **References Cited**

**U.S. PATENT DOCUMENTS**

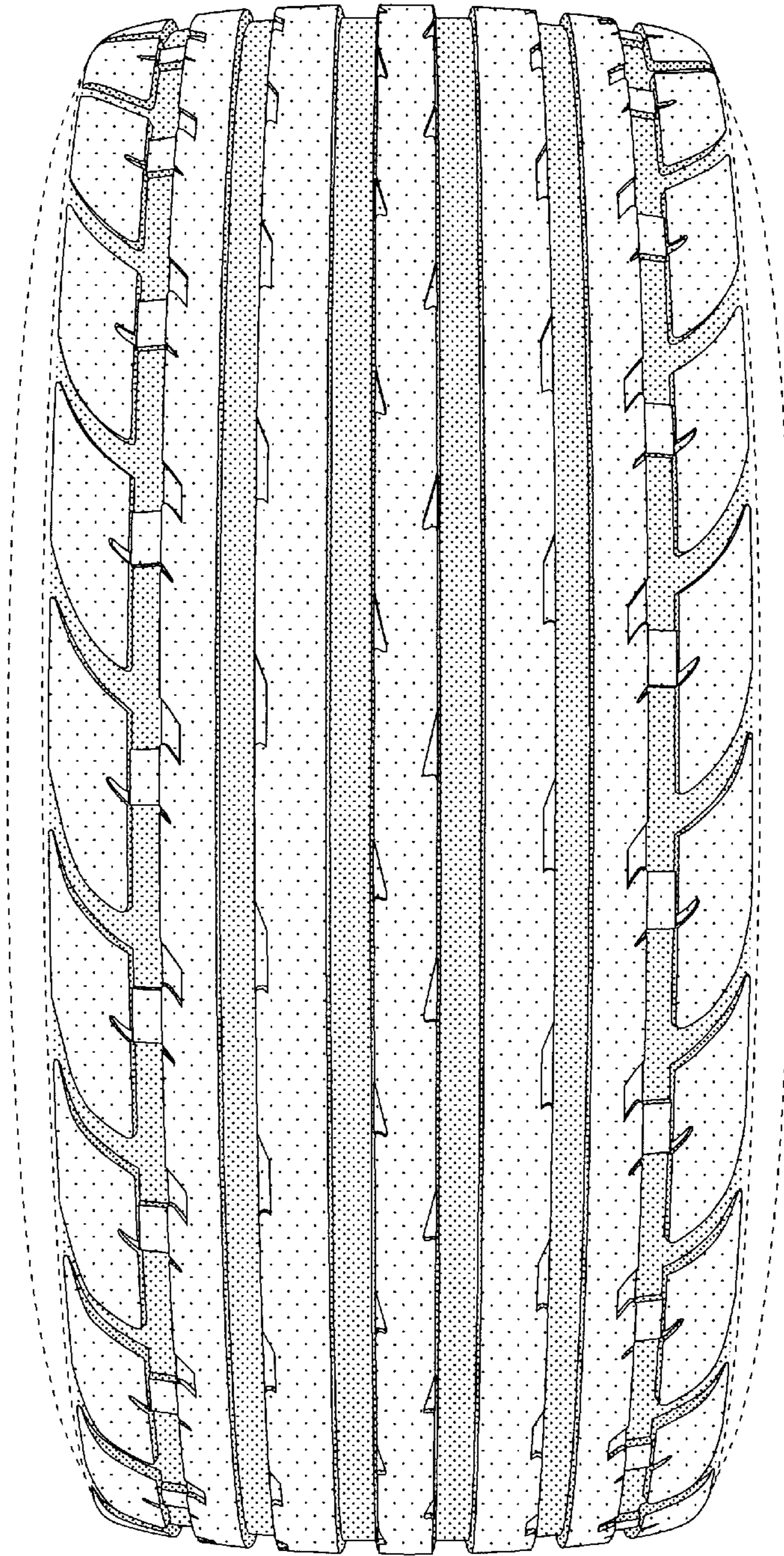
D. 92,383 6/1934 Althen ..... D12/147  
D. 305,016 12/1989 Hayakawa et al. .... D12/147  
D. 328,729 8/1992 Maxwell et al. .... D12/147  
D. 330,882 11/1992 Hasegawa ..... D12/147  
D. 333,456 2/1993 Woo ..... D12/147  
D. 362,221 9/1995 Van Emburg ..... D12/147  
D. 377,159 1/1997 Shirai et al. .... D12/147  
D. 379,446 5/1997 Hutson et al. .... D12/147

**1 Claim, 3 Drawing Sheets**

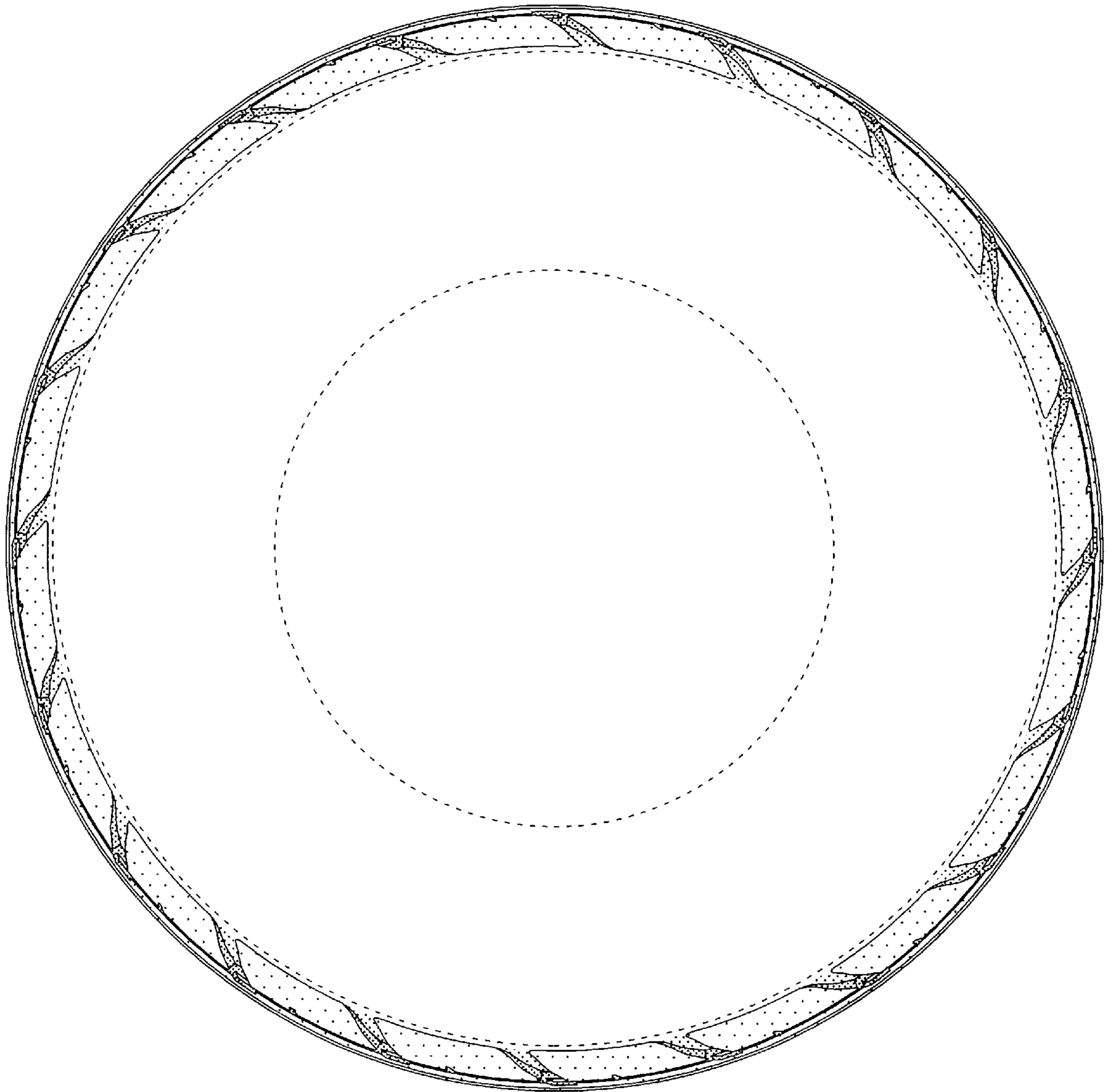




**FIG-1**



**FIG-2**



**FIG-3**