



US00D400116S

United States Patent [19]

Townsend et al.

[11] Patent Number: Des. 400,116

[45] Date of Patent: **Oct. 27, 1998

[54] **SELECTIVE CALL MESSAGE ENTRY DEVICE**

D. 347,398 5/1994 Hodge D10/106
D. 349,254 8/1994 Buzzard D10/106
D. 353,116 12/1994 Huang D10/106

[75] Inventors: **David Townsend**, Dublin, Ireland; **Neil Johan Schmertmann**, Boynton Beach, Fla.; **Suthirug Num Pisutha-Arnond**, Wheeling, Ill.

Primary Examiner—Marcus A. Jackson
Attorney, Agent, or Firm—James A. Lamb

[73] Assignee: **Motorola, Inc.**, Schaumburg, Ill.

[57] **CLAIM**

[**] Term: **14 Years**

The ornamental design for a selective call message entry device, as shown and described.

[21] Appl. No.: **53,749**

DESCRIPTION

[22] Filed: **Apr. 29, 1996**

FIG. 1 is a top view of a preferred embodiment of a selective call message entry device in accordance with our new design;

[51] **LOC (6) Cl.** **10-05**

[52] **U.S. Cl.** **D10/108**

[58] **Field of Search** D10/104, 106, D10/108, 121; 340/542, 551, 577, 593, 590, 627, 693, 224, 276, 277, 283


FIG. 2 is a bottom view of the preferred embodiment;
FIG. 3 is a rear side view of the preferred embodiment;
FIG. 4 is a front side view of the preferred embodiment;
FIG. 5 is a left side view of the preferred embodiment;
FIG. 6 is a right side view of the preferred embodiment; and,
FIG. 7 is a perspective view of the preferred embodiment.

[56] **References Cited**

U.S. PATENT DOCUMENTS

D. 268,025 2/1983 Bevilagua et al. D10/108

1 Claim, 3 Drawing Sheets






FIG. 1

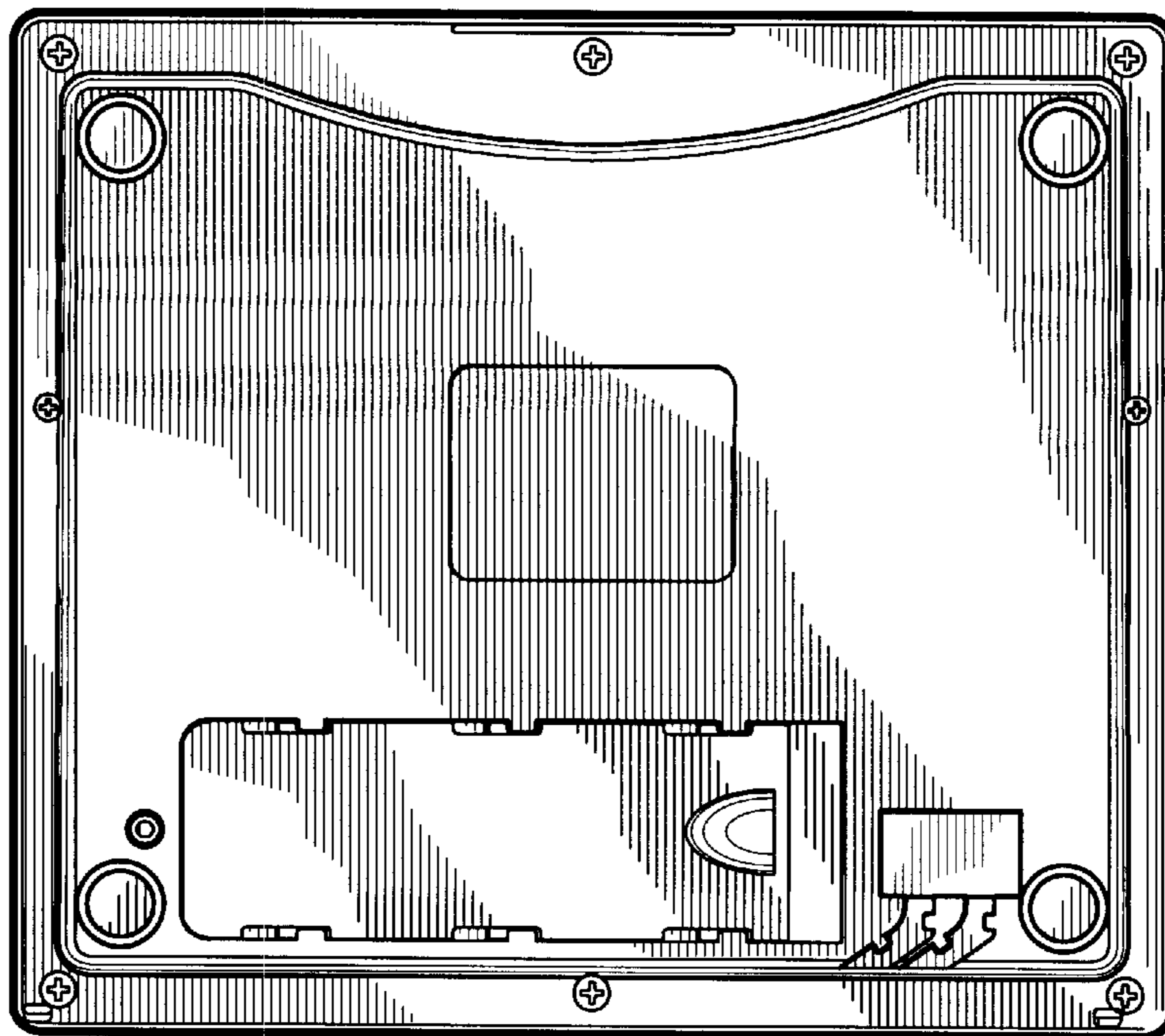


FIG. 2

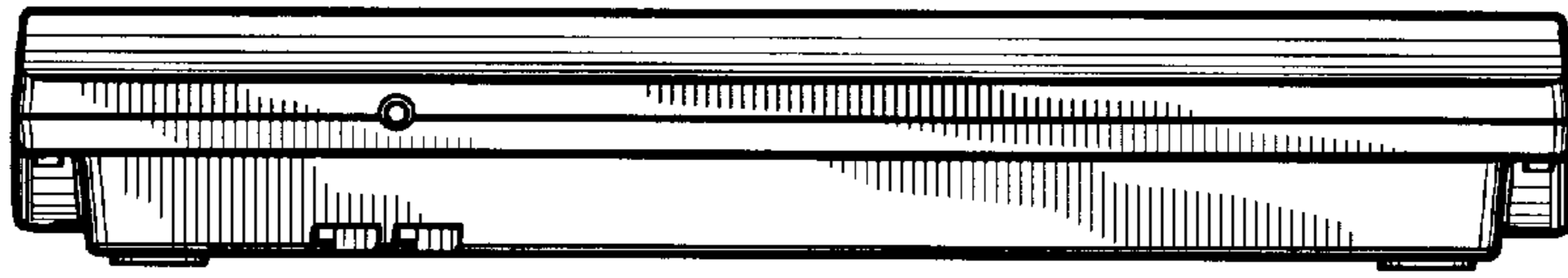


FIG. 3

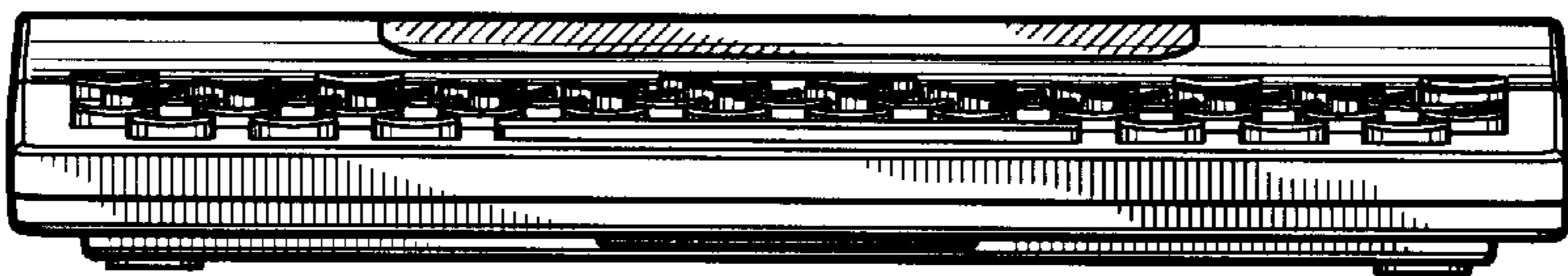


FIG. 4

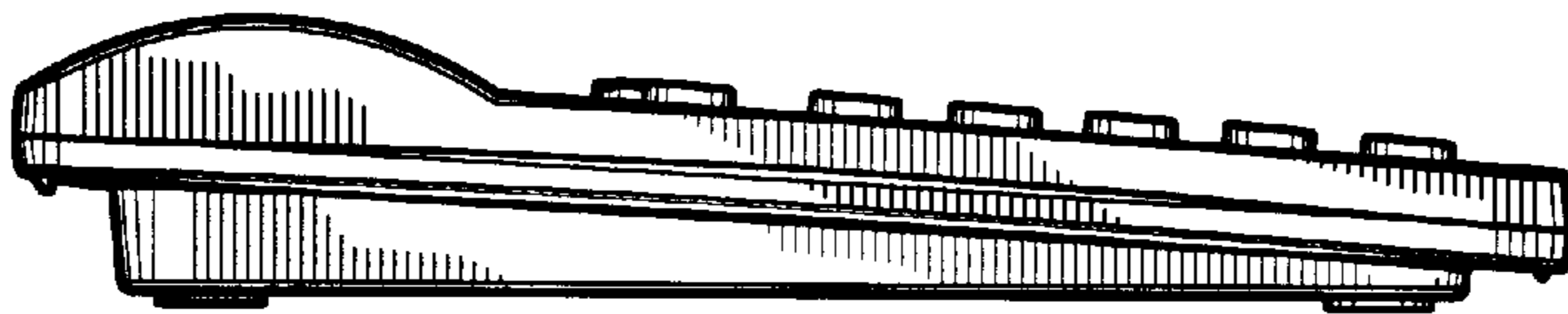


FIG. 5

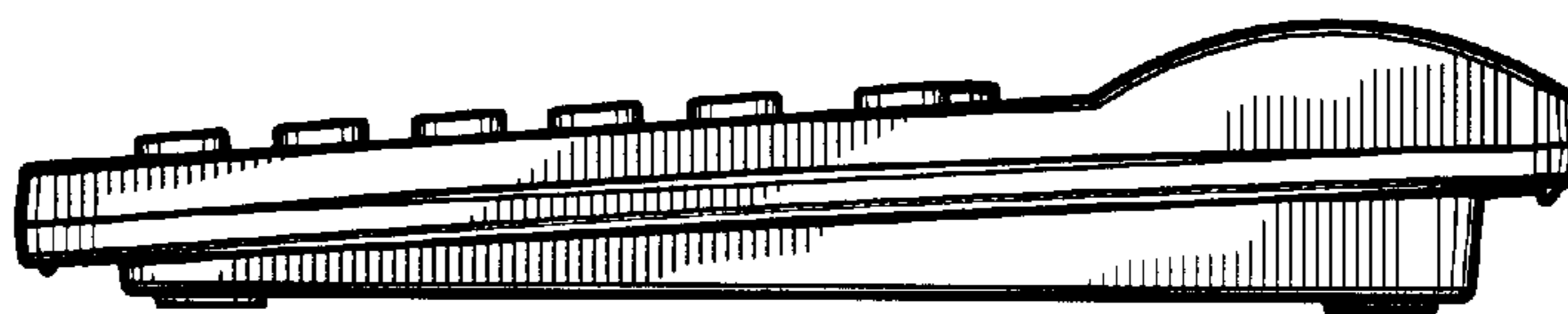


FIG. 6




FIG. 7