



US00D400104S

# United States Patent [19]

[11] **Patent Number: Des. 400,104**

Ash et al.

[45] **Date of Patent: \*\*Oct. 27, 1998**

[54] **NECKLACE HOLDER**

[76] Inventors: **Janis L. Ash; Jerry L. Ash**, both of  
4704 Eden Rd., Kennedale, Tex. 76060

[\*\*] Term: **14 Years**

[21] Appl. No.: **75,922**

[22] Filed: **Aug. 8, 1997**

[51] **LOC (6) Cl. .... 09-07**

[52] **U.S. Cl. .... D9/457**

[58] **Field of Search .... D9/457; 206/6.1,  
206/566; D20/27, 40; 40/299**

[56] **References Cited**

**U.S. PATENT DOCUMENTS**

D. 28,713	5/1898	Hills	.....	D9/457
D. 268,010	2/1983	O'Brien	.....	D9/457
D. 268,811	5/1983	Black	.....	D9/457 X
4,732,269	3/1988	Roy	.....	206/566 X
4,880,117	11/1989	Garganese	.....	D9/457 X

*Primary Examiner*—James Gandy  
*Assistant Examiner*—Cathron B. Matta  
*Attorney, Agent, or Firm*—Goldstein & Associates

[57] **CLAIM**

The ornamental design for a necklace holder, as shown and described.

**DESCRIPTION**

FIG. 1 is a diagrammatic perspective view of the necklace holder in full lines with a necklace shown in broken lines representing environmental association matter being for illustrative purposes only and forming no part of the claimed invention;

FIG. 2 is a front elevational view thereof;

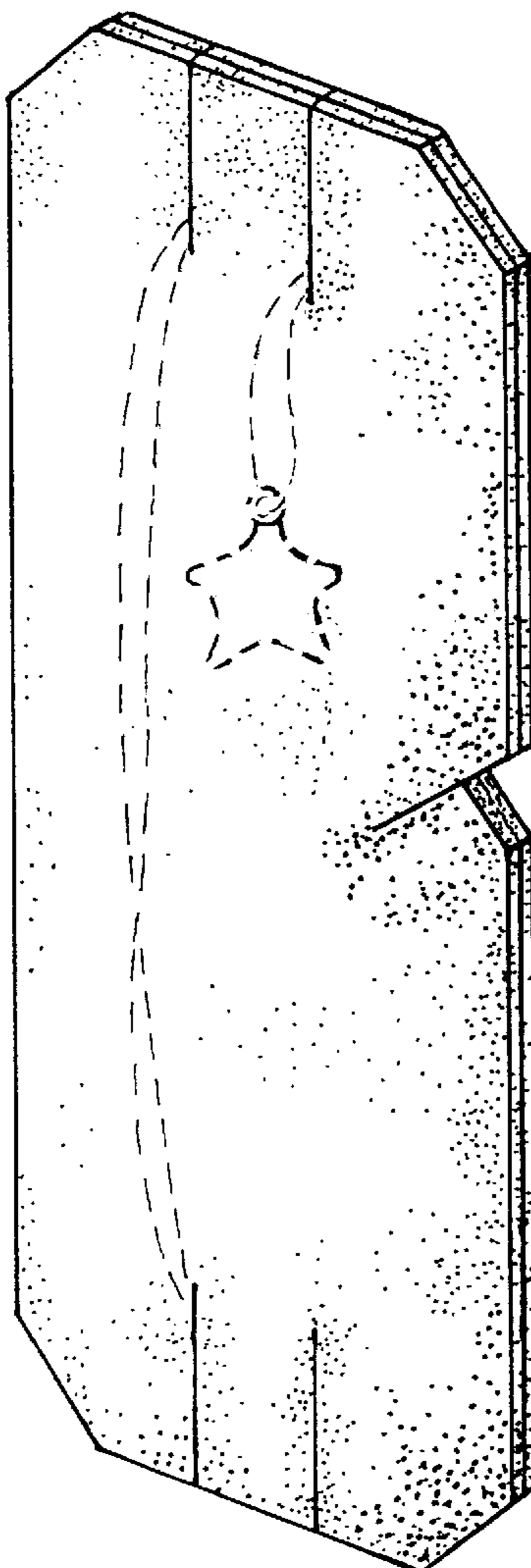
FIG. 3 is a rear elevational view thereof;

FIG. 4 is a right side elevational view of the necklace holder;

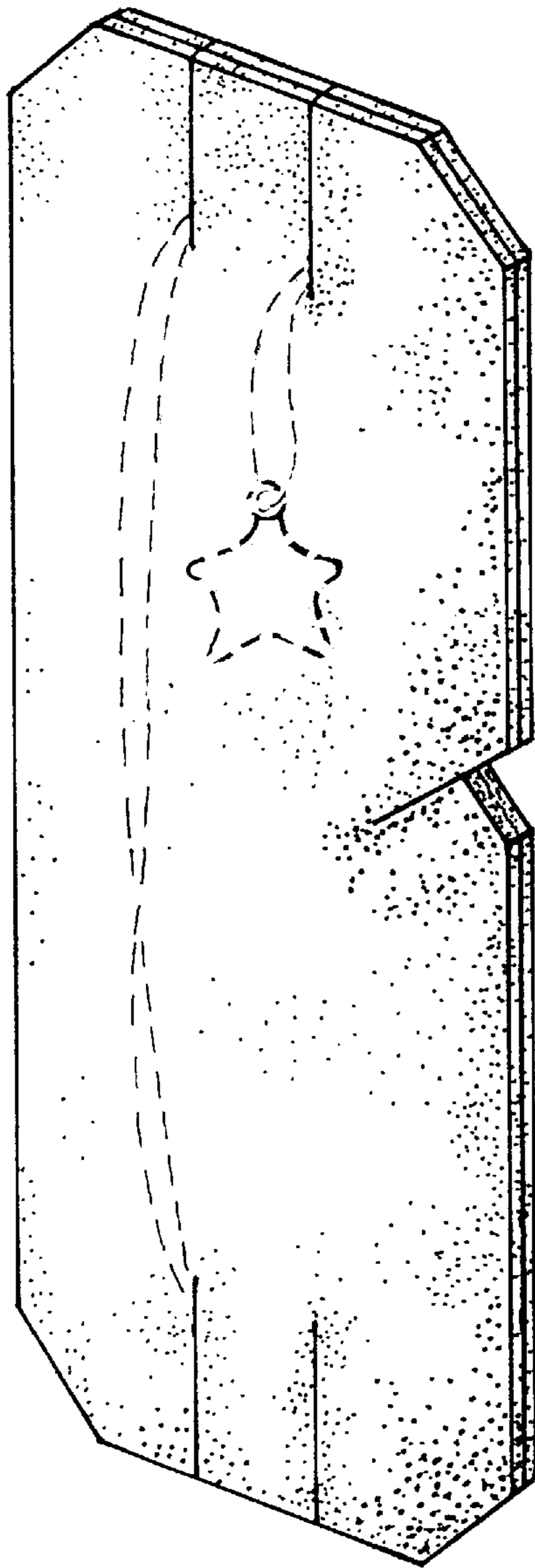
FIG. 5 is a left side elevational view thereof; and,

FIG. 6 is a top plan view of the necklace holder, the bottom plan view being a mirror image of the top plan view.

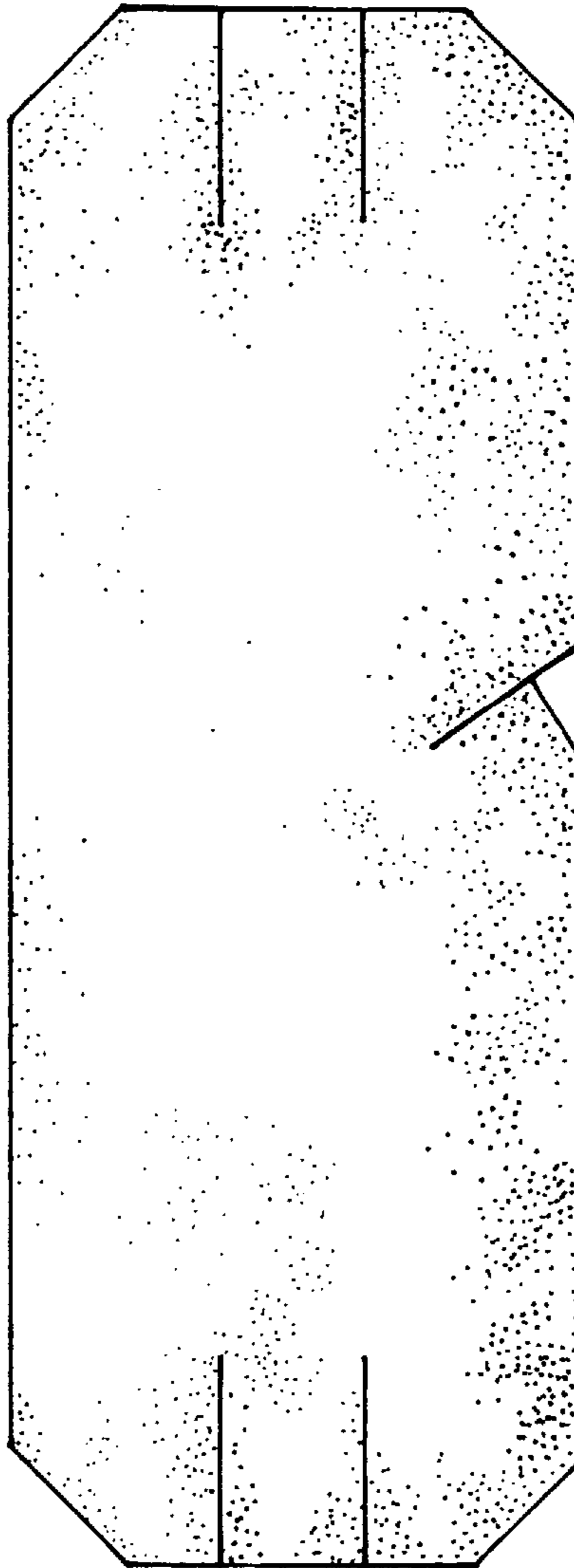
**1 Claim, 5 Drawing Sheets**



*FIG. 1*



*FIG. 2*



*FIG. 3*

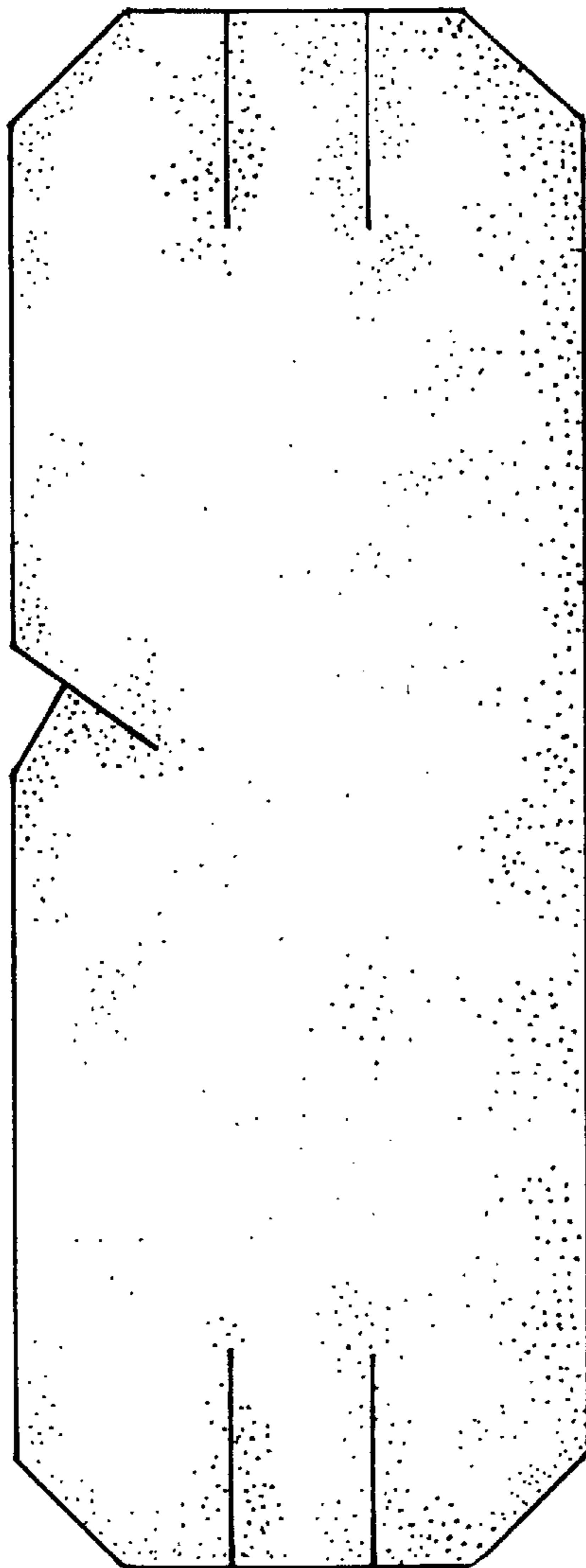


FIG. 4



FIG. 5



*FIG. 6*

