

US00D400100S

United States Patent [19] Minard

[11] **Patent Number: Des. 400,100**

[45] **Date of Patent: **Oct. 27, 1998**

[54] **BOTTLE HOLDER WITH EXPANDABLE MIDSECTION**

5,456,274 10/1995 Selbee et al. 132/275

[76] Inventor: **Donna Minard**, P.O. Box 1598,
Manhattan Beach, Calif. 90267-1598

[**] Term: **14 Years**

[21] Appl. No.: **63,407**

[22] Filed: **Dec. 6, 1996**

[51] **LOC (6) Cl. 09-07**

[52] **U.S. Cl. D9/434; D24/199; D28/39;
D9/444**

[58] **Field of Search D9/434, 455, 499;
D7/619; D28/39; D24/199; 2/7, 171.2,
174, 338; 24/16 PB, 304, 572; 112/404;
132/273, 275**

[56] **References Cited**

U.S. PATENT DOCUMENTS

1,444,391	2/1923	Rosso	112/404
1,921,271	8/1933	Lubin	2/338 X
3,131,240	4/1964	Kirkpatrick	D9/434 X
5,005,374	4/1991	Spitler	2/171.2 X
5,221,393	6/1993	Heutschi	24/16 PB

FOREIGN PATENT DOCUMENTS

844631	5/1952	Germany .
116975	9/1917	United Kingdom .

Primary Examiner—James Gandy
Assistant Examiner—Cathron B. Matta
Attorney, Agent, or Firm—Roger A. Marrs

[57] **CLAIM**

The ornamental design for bottle holder with expandable midsection, as shown and described.

DESCRIPTION

FIG. 1 is a front elevational view showing my new design for a bottle holder with expandable midsection;
FIG. 2 is a side elevational view thereof with the opposite side being a mirror image thereof;
FIG. 3 is a rear view thereof; and,
FIG. 4 is an end view thereof with the opposite end being a mirror image thereof.

The strap is shown broken away to indicate that it is of indeterminate length.

1 Claim, 1 Drawing Sheet





FIG. 1.

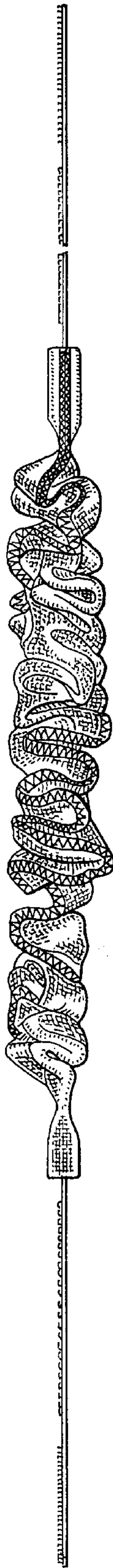


FIG. 2.

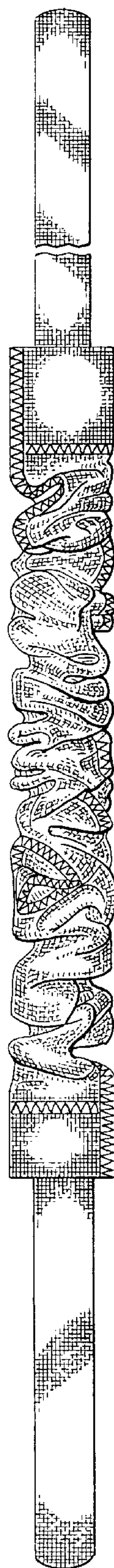


FIG. 3.

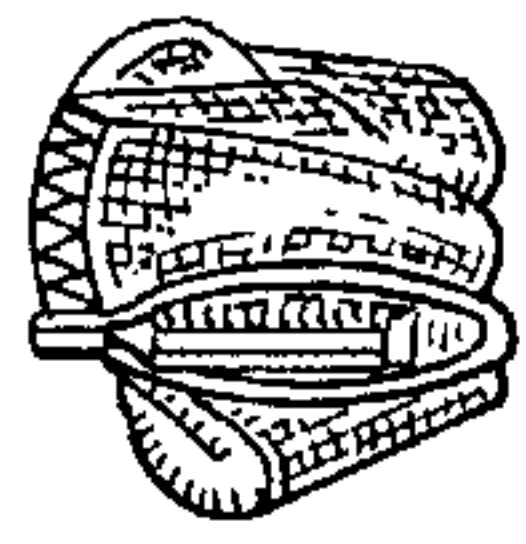


FIG. 4.