



US00D400088S

United States Patent [19]
Hurrie

[11] **Patent Number: Des. 400,088**

[45] **Date of Patent: **Oct. 27, 1998**

[54] **SLIP-ON-FOOT ELEMENT FOR CHAIR LEG**

5,005,374 4/1991 Spitley 62/259.3

[76] Inventor: **Marilyn J. Hurrie**, P.O. Box 308,
Harwinton, Conn. 06791

Primary Examiner—Holly Baynham
Attorney, Agent, or Firm—Dallett Hoopes

[**] Term: **14 Years**

[57] **CLAIM**

[21] Appl. No.: **77,476**

The ornamental design for a slip-on-foot element for chair leg, as shown and described.

[22] Filed: **Oct. 6, 1997**

DESCRIPTION

[51] **LOC (6) Cl.** **08-05**

[52] **U.S. Cl.** **D8/374**

[58] **Field of Search** D8/374; 62/259.3;
D7/607; 383/110, 71

FIG. 1 is an environmental perspective view of my new design with the broken line showing of a stool being for illustrative purposes only and forming no part of the claimed design;

FIG. 2 is an enlarged front elevational view;

FIG. 3 is a top plan view; and,

FIG. 4 is a bottom plan view.

I claim the right side, left side and rear elevational views are the same as the front elevational view.

[56] **References Cited**

U.S. PATENT DOCUMENTS

- D. 286,606 11/1986 Curtis et al. D7/624
- D. 348,985 7/1994 Walker D8/374
- D. 381,865 8/1997 Gallagher D7/607 X

1 Claim, 1 Drawing Sheet



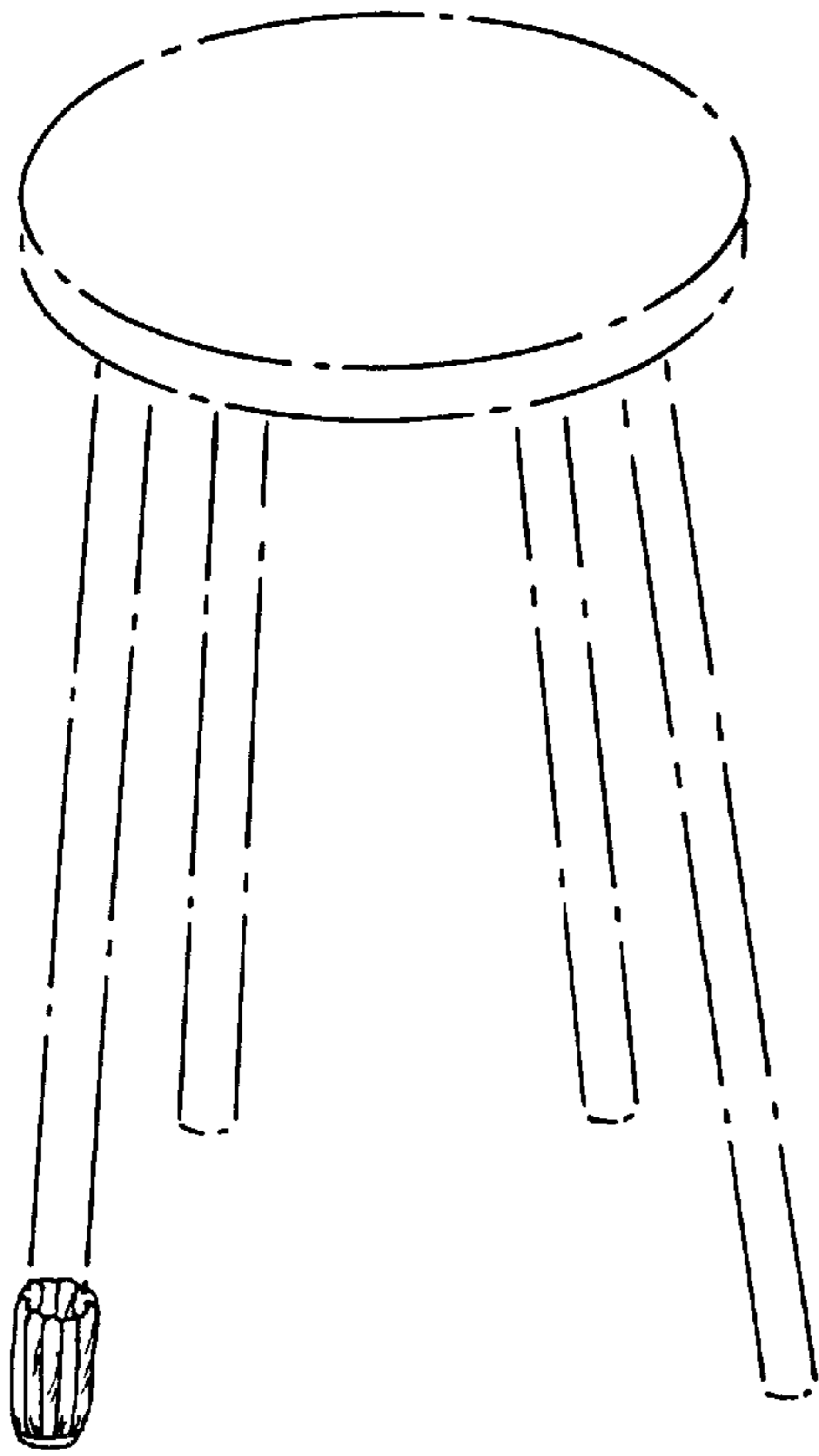


FIG. 1

FIG. 2

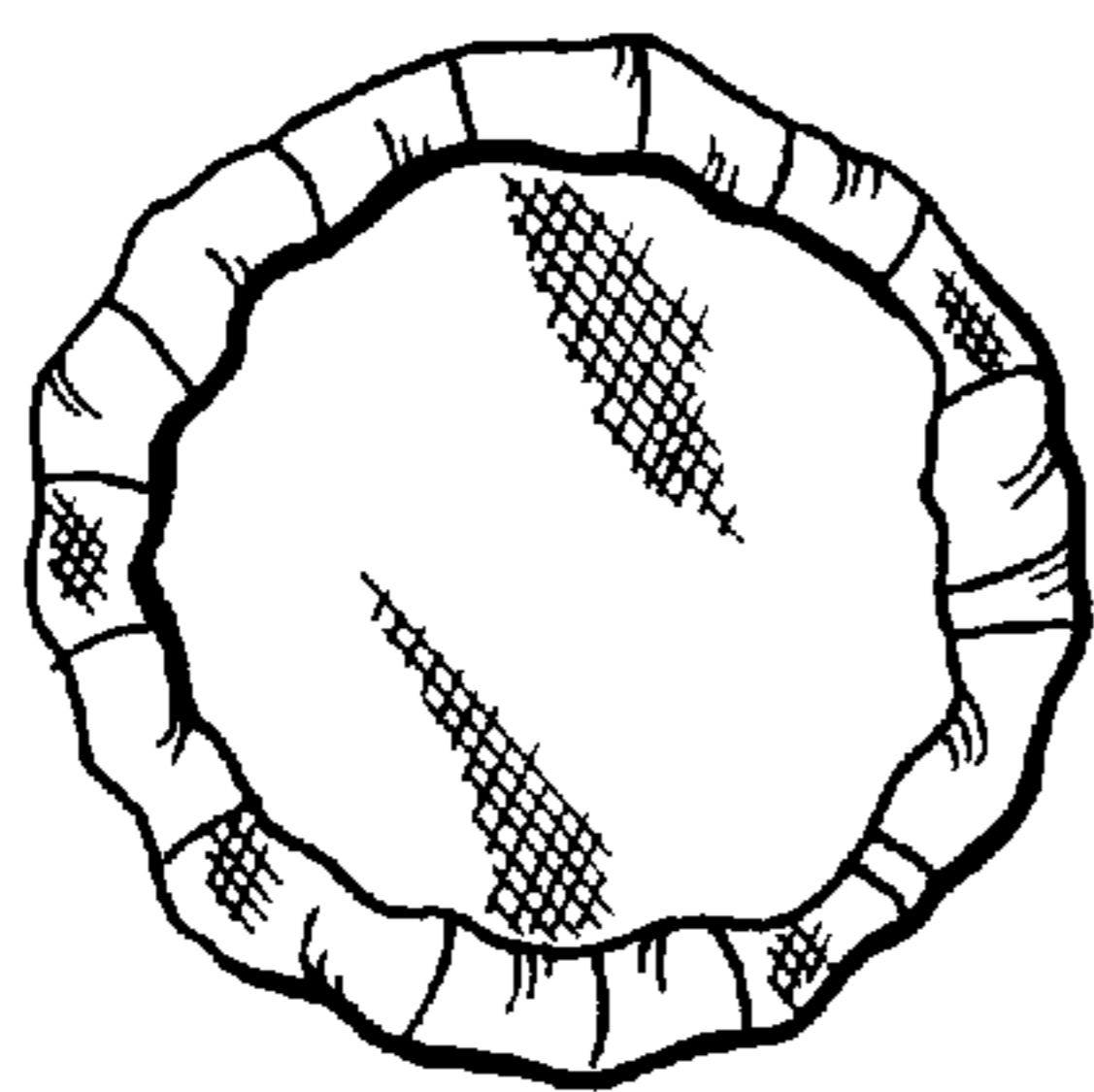



FIG. 3




FIG. 4