



US00D400086S

United States Patent [19]
Matsuura

[11] **Patent Number: Des. 400,086**

[45] **Date of Patent: **Oct. 27, 1998**

[54] **SHELLFISH HANGER PIN UNIT**
[75] Inventor: **Yoshisada Matsuura**, Yokohama, Japan
[73] Assignee: **Kabushiki Kaisha Towa Denki Seisakusho**, Hokkaido, Japan
[**] Term: **14 Years**

8-191642 7/1996 Japan .
8-228628 9/1996 Japan .

Primary Examiner—Holly Baynham
Attorney, Agent, or Firm—Frishauf, Holtz, Goodman, Langer & Chick

[21] Appl. No.: **64,902**
[22] Filed: **Jan. 14, 1997**

[57] **CLAIM**

The ornamental design for shellfish hanger pin unit, as shown and described.

[30] **Foreign Application Priority Data**
Aug. 1, 1996 [JP] Japan 8-22952
[51] **LOC (6) Cl.** **08-05**
[52] **U.S. Cl.** **D8/372**
[58] **Field of Search** D8/373, 372, 14;
452/185; D22/199

DESCRIPTION

FIG. 1 is a perspective view of a shellfish hanger pin unit; FIG. 2 is a front view thereof; FIG. 3 is a right side view thereof; FIG. 4 is a left side view thereof; FIG. 5 is a top view thereof; FIG. 6 is a bottom view thereof; FIG. 7 is a rear view thereof; and, FIG. 8 is a front view of a detached shellfish pin with the broken line showing of shellfish being for illustrative purposes and forming no part of the claimed design. One of the shellfish pins has been shown detached in FIG. 8 for clarity of illustration.

[56] **References Cited**
U.S. PATENT DOCUMENTS
5,494,482 2/1996 Sakamoto et al. .
FOREIGN PATENT DOCUMENTS
7-255311 10/1995 Japan .

1 Claim, 4 Drawing Sheets




FIG. 1




FIG. 5




FIG. 4



FIG. 2




FIG. 3



FIG. 6

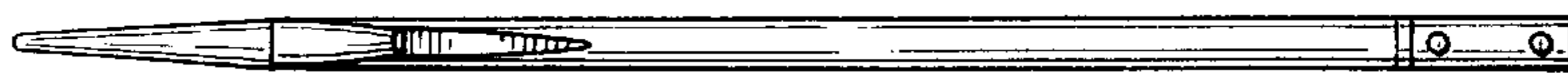


FIG. 7




FIG. 8

