



US00D400047S

United States Patent [19] Takimoto et al.

[11] Patent Number: **Des. 400,047**
[45] Date of Patent: ****Oct. 27, 1998**

[54] MICROWAVE OVEN

[75] Inventors: **Makoto Takimoto**, Nara-ken;
Nobuhiro Fujii, Osaka-fu; **Takashi Matsuda**, Nara-ken, all of Japan

[73] Assignee: **Sharp Kabushiki Kaisha**, Osaka, Japan

[**] Term: **14 Years**

[21] Appl. No.: **72,195**

[22] Filed: **Jun. 12, 1997**

[30] Foreign Application Priority Data

Dec. 12, 1996 [JP] Japan 8-37928

[51] LOC (6) Cl. **07-02**

[52] U.S. Cl. **D7/351**

[58] Field of Search D7/350, 351; 126/275 R,
126/275 E, 273 R, 273 A, 19 M, 21 A;
219/756-758, 678, 680

[56] References Cited

U.S. PATENT DOCUMENTS

- D. 304,150 10/1989 Kubo et al. D7/351
- D. 329,353 9/1992 Yamada .
- D. 334,688 4/1993 Kitae et al. .
- D. 335,064 4/1993 Sugiyama et al. .
- D. 352,636 11/1994 Nakamura .
- D. 353,510 12/1994 Nakamura .

- D. 353,511 12/1994 Saimen .
- D. 353,512 12/1994 Saimen et al. .
- D. 356,006 3/1995 Saimen et al. .
- D. 357,159 4/1995 Mitsui et al. .
- D. 367,991 3/1996 Saimen .
- D. 367,992 3/1996 Saimen .
- D. 368,405 4/1996 Tada .
- D. 368,406 4/1996 Nakamura .
- D. 371,039 6/1996 Matoba et al. D7/351
- D. 373,502 9/1996 Fujii et al. .
- D. 373,925 9/1996 Kim D7/351
- D. 390,411 1/1997 Nakagawa D7/351
- D. 390,412 1/1997 Takimoto D7/351

Primary Examiner—Ruth McInroy
Attorney, Agent, or Firm—Nixon & Vanderhye


[57] CLAIM

The ornamental design for a microwave oven, as shown and described.

DESCRIPTION

FIG. 1 is a top, front and right side perspective view of a microwave oven showing our new design; FIG. 2 is a top plan view thereof; FIG. 3 is a front elevational view thereof; FIG. 4 is a right side elevational view thereof; FIG. 5 is a left side elevational view thereof; FIG. 6 is a rear elevational view thereof; and, FIG. 7 is a bottom plan view thereof.

1 Claim, 4 Drawing Sheets






Fig. 1

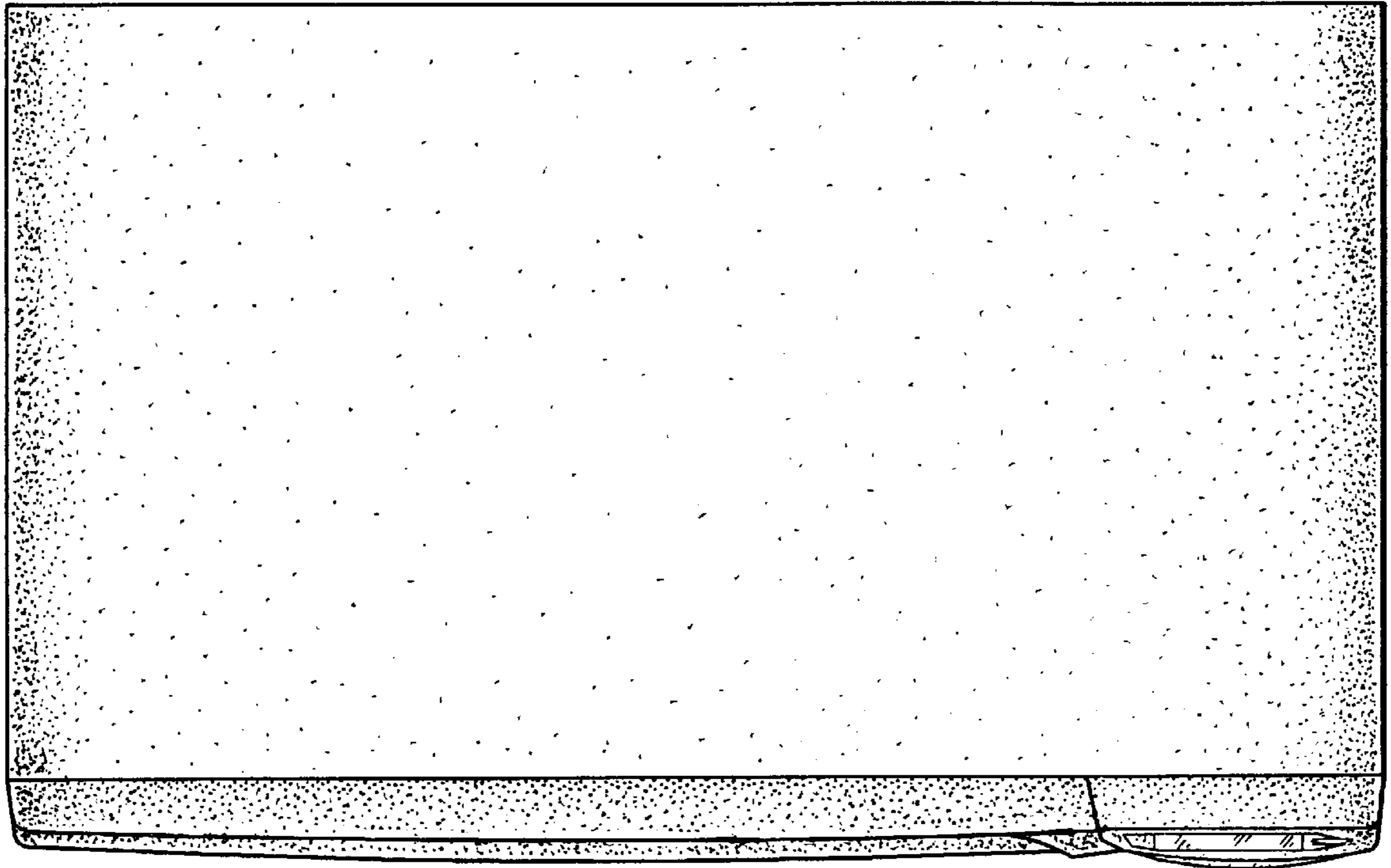


Fig. 2

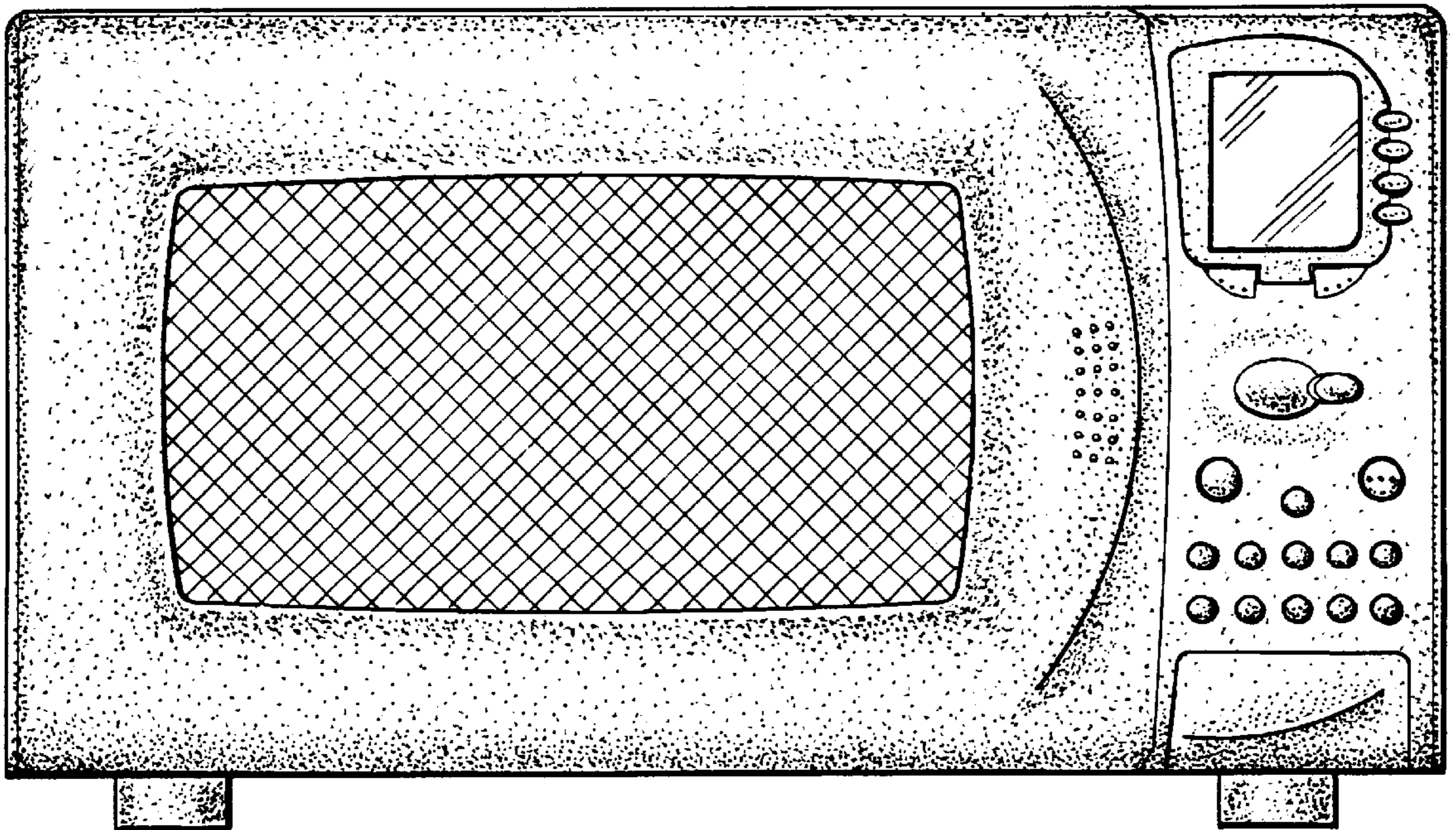


Fig. 3

Fig. 4

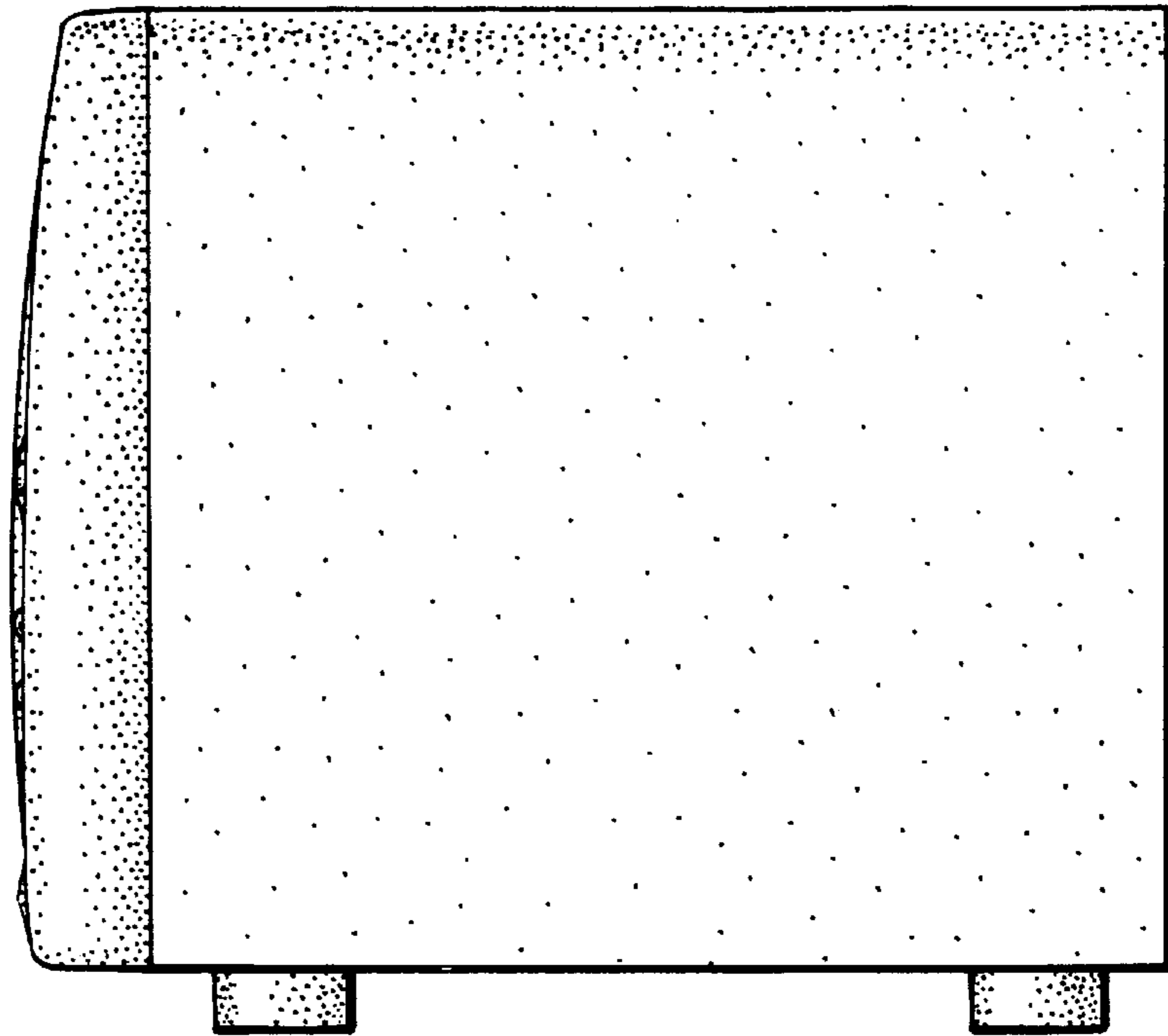
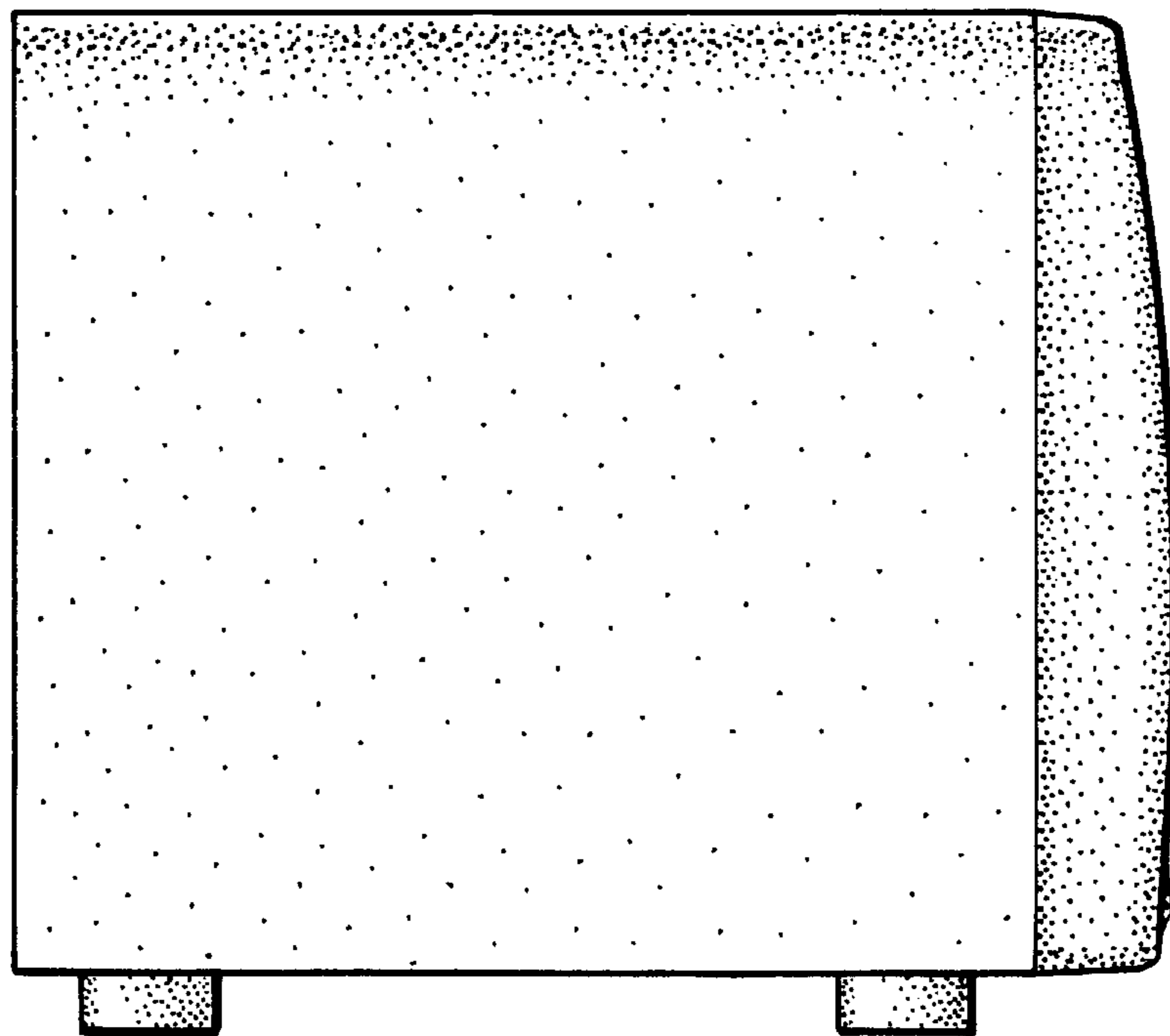


Fig. 5






Fig. 6

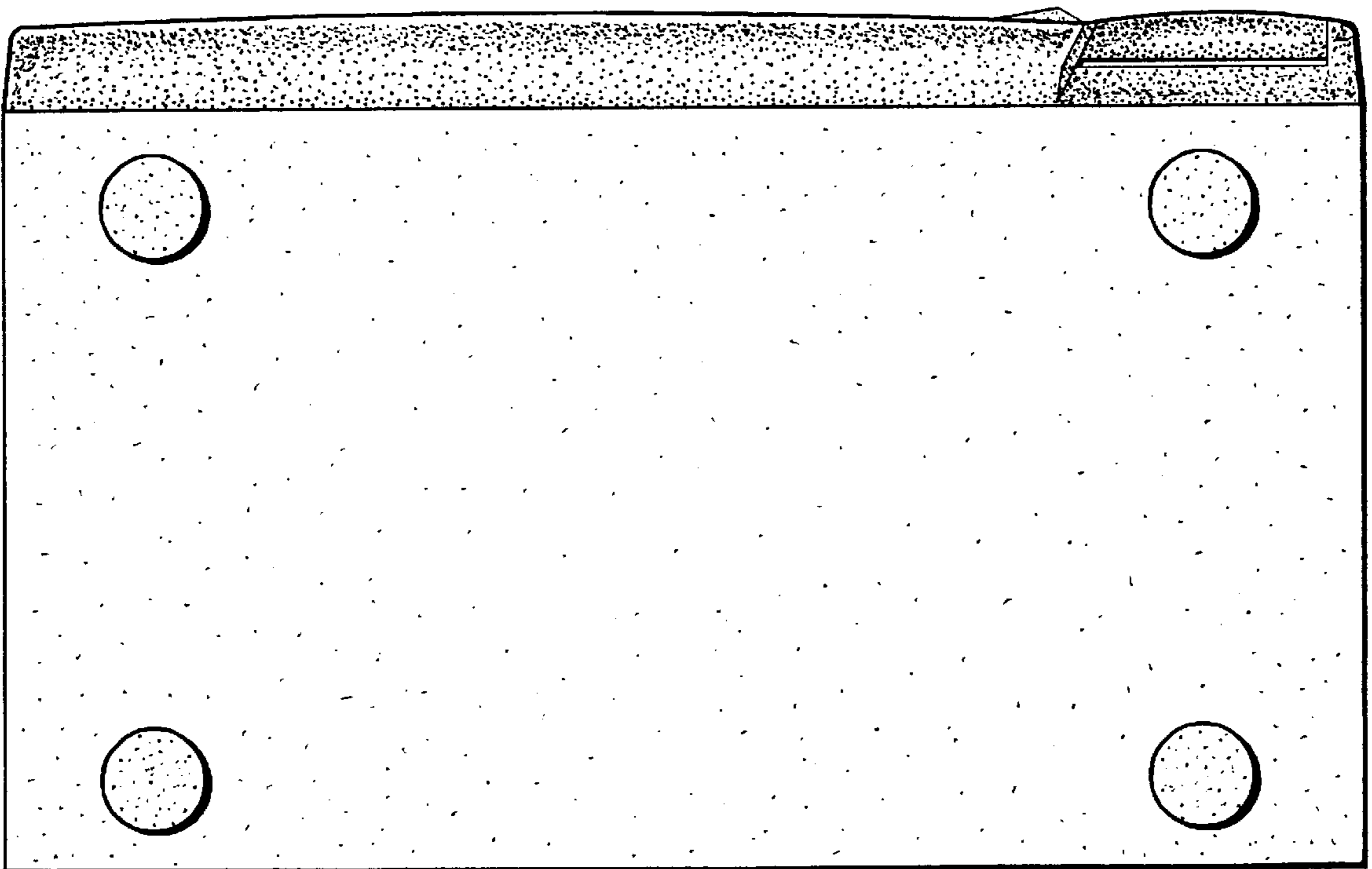


Fig. 7