



US00D400025S

# United States Patent [19] Lightner

[11] **Patent Number: Des. 400,025**

[45] **Date of Patent: \*\*Oct. 27, 1998**

[54] **COMBINED LOFT BED, DESK AND FILING CABINETS**

[76] Inventor: **Todd Lightner**, R.R. 2 Box 95,  
Wapwallopen, Pa. 18660

[\*\*] Term: **14 Years**

[21] Appl. No.: **73,287**

[22] Filed: **Jul. 21, 1997**

[51] **LOC (6) Cl.** ..... **06-01**

[52] **U.S. Cl.** ..... **D6/384**

[58] **Field of Search** ..... D6/382-384, 390-395,  
D6/505; 5/53.1, 2.1, 5, 3, 8, 9.1, 907, 308

[56] **References Cited**

**U.S. PATENT DOCUMENTS**

D. 228,990	11/1973	Villanova	.....	D6/384
D. 279,339	6/1985	Testa	.....	D6/384
3,338,648	8/1967	Bannister	.....	D6/384

**OTHER PUBLICATIONS**

Furniture Today, Jan. 10, 1994, Colby bunk bed at top left.  
Southern Market Preview, Apr. 1983, p. 63, Barn Doorbed  
at lower left.

*Primary Examiner*—Janice E. Seeger

[57] **CLAIM**

The ornamental design for a combined loft bed, desk and filing cabinets, as shown.

**DESCRIPTION**

FIG. 1 is a front plan view of the combined loft bed, desk and filing cabinets of the present invention;

FIG. 2 is a back plan view of the combined loft bed, desk and filing cabinets of FIG. 1;

FIG. 3 is a left side plan view of the combined loft bed, desk and filing cabinets of FIG. 1;


FIG. 4 is a right side plan view of the combined loft bed, desk and filing cabinets of FIG. 1;


FIG. 5 is a top plan view of the combined loft bed, desk and filing cabinets of FIG. 1;

FIG. 6 is a bottom plan view of the combined loft bed, desk and filing cabinets of FIG. 1; and,


FIG. 7 is a top, front, left side perspective view of the combined loft bed, desk and filing cabinets of FIG. 1.

**1 Claim, 4 Drawing Sheets**

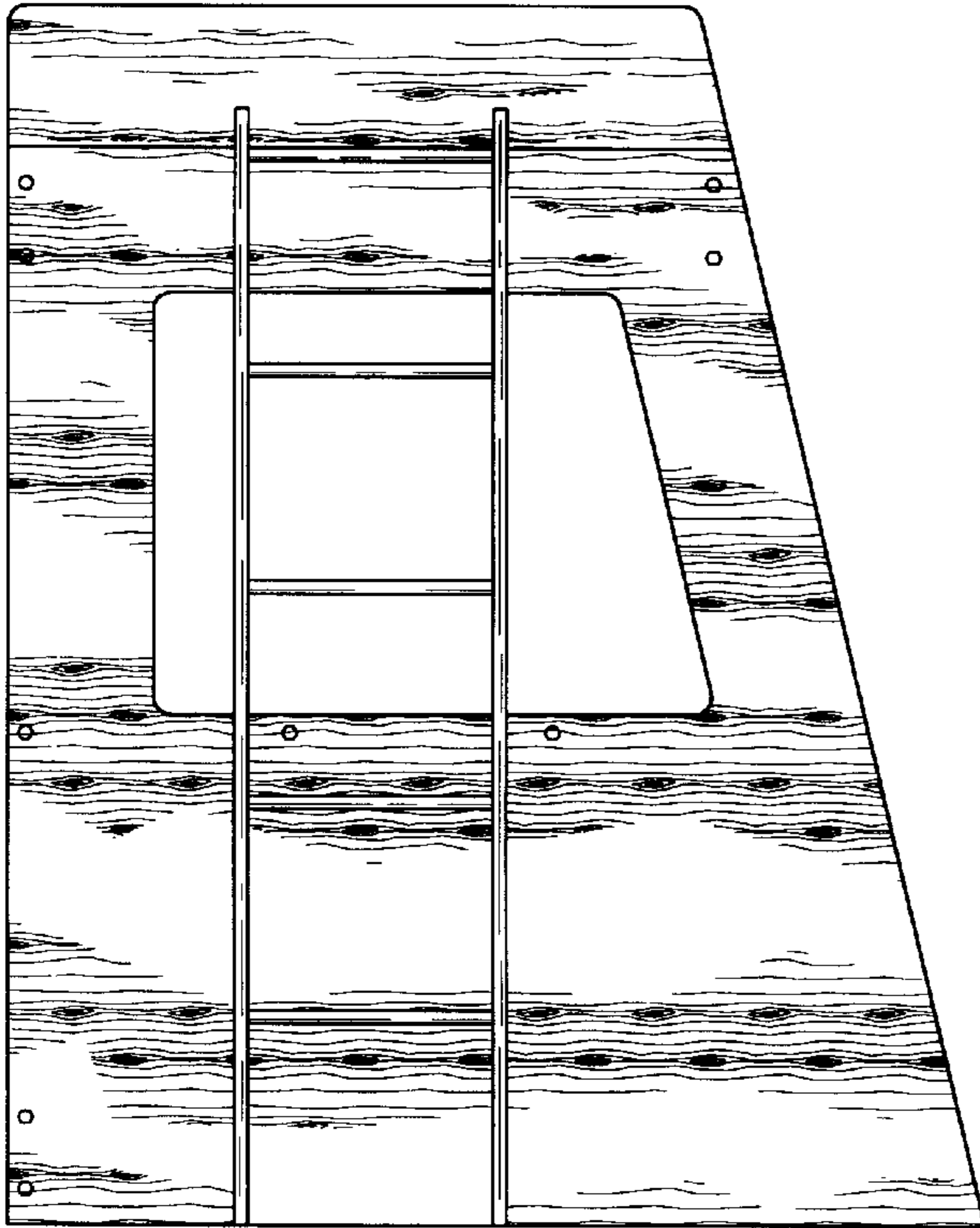




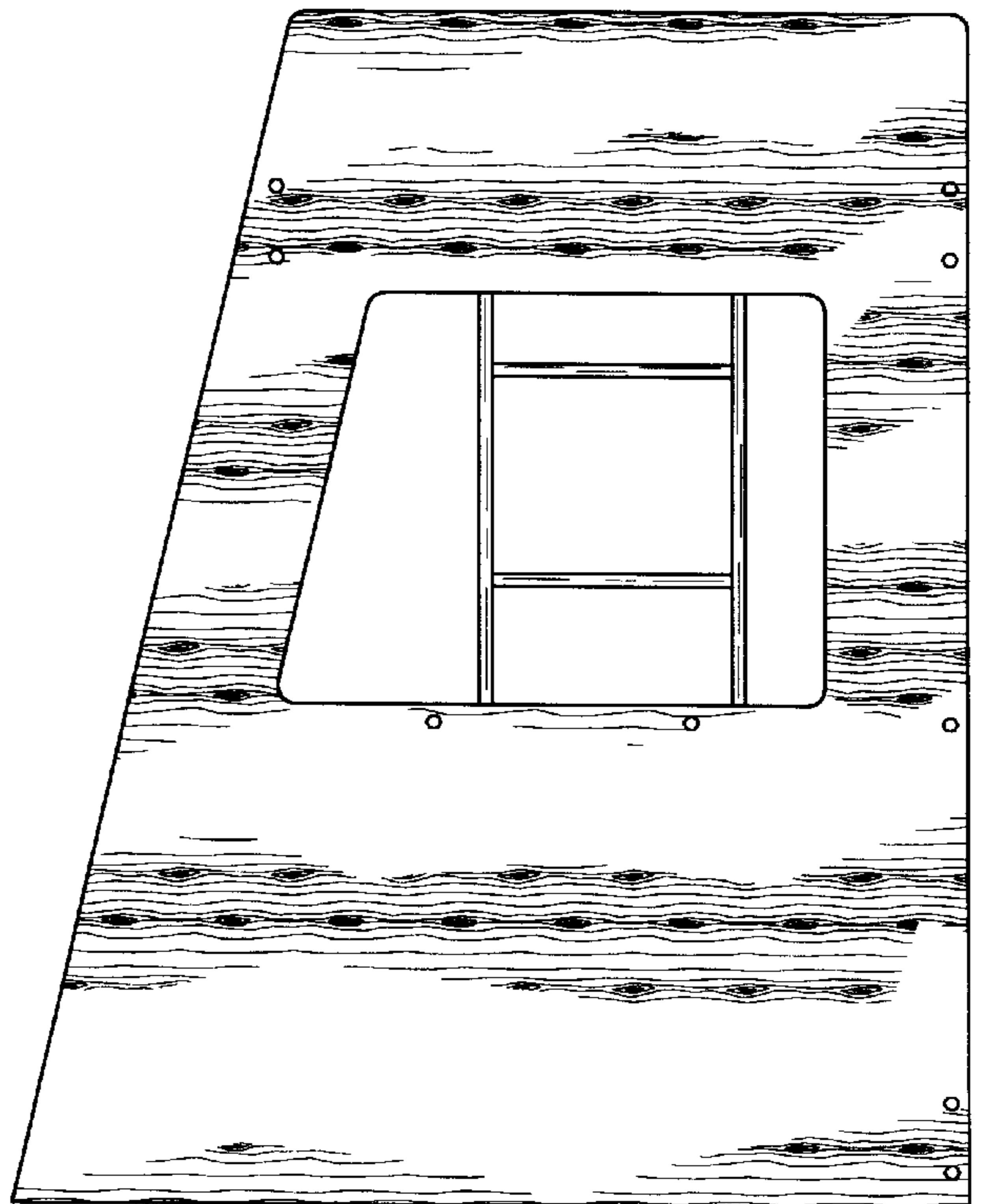
*Fig. 1*




*Fig. 2*




*Fig. 3*



*Fig. 4*



*Fig. 5*



*Fig. 6*



*Fig. 7*