



US00D400023S

United States Patent [19] Olson

[11] **Patent Number: Des. 400,023**

[45] **Date of Patent: **Oct. 27, 1998**

[54] **CHAIR**

[75] Inventor: **Ogden R. Olson**, Muscatine, Iowa

[73] Assignee: **HON Technology Inc.**, Muscatine, Iowa

[**] Term: **14 Years**

[21] Appl. No.: **71,560**

[22] Filed: **Jun. 2, 1997**

[51] **LOC (6) Cl.** **06-01**

[52] **U.S. Cl.** **D6/379**

[58] **Field of Search** D6/334, 374, 375,
D6/379, 380, 500, 501, 502; 297/239, 445.1,
446.1

[56] **References Cited**

U.S. PATENT DOCUMENTS

D. 308,143	5/1990	Lohmeyer	D6/379
D. 312,005	11/1990	Snodgrass	D6/379
D. 320,510	10/1991	Ivičević	D6/379
D. 355,081	2/1995	Scheper	D6/380
D. 355,308	2/1995	Marini	D6/379

OTHER PUBLICATIONS

Interiors, p. 34, Chair at Top Left, May 1984.
Modern Office 1997, p. 64, Chair Shown in Frame "A" at Top Left.

Primary Examiner—Gary D. Watson
Attorney, Agent, or Firm—Jones, Day, Reavis & Pogue

[57] **CLAIM**

The ornamental design for a chair, as shown.

DESCRIPTION

FIG. 1 is a front left perspective view of a chair showing my new design;

FIG. 2 is a left side view thereof;

FIG. 3 is a right side view thereof;

FIG. 4 is a front view thereof;

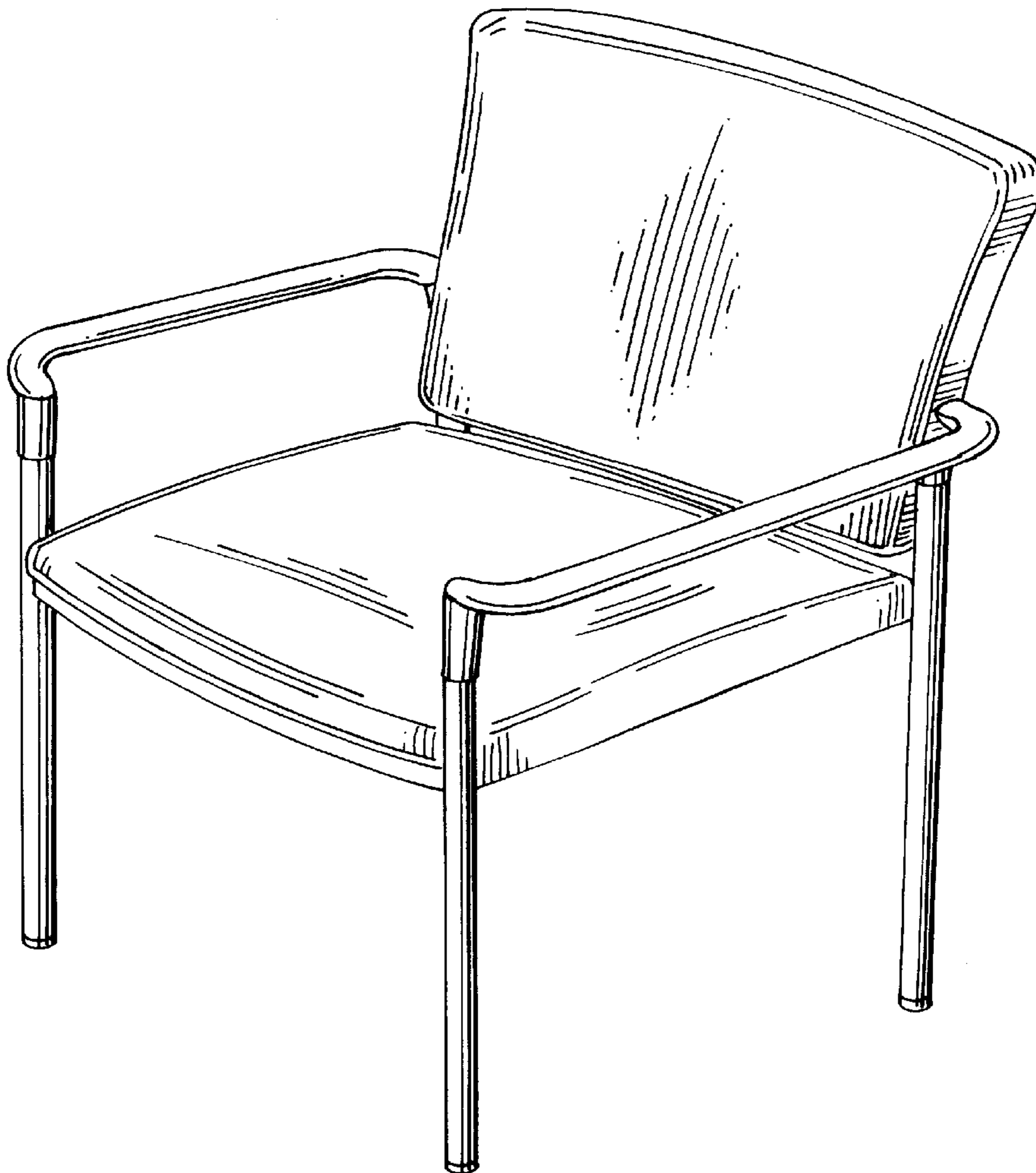
FIG. 5 is a rear view thereof;

FIG. 6 is a top view thereof; and,

FIG. 7 is a bottom view thereof.

FIGS. 2 through 7 have been shown on a reduced scale with respect to FIG. 1.

1 Claim, 2 Drawing Sheets



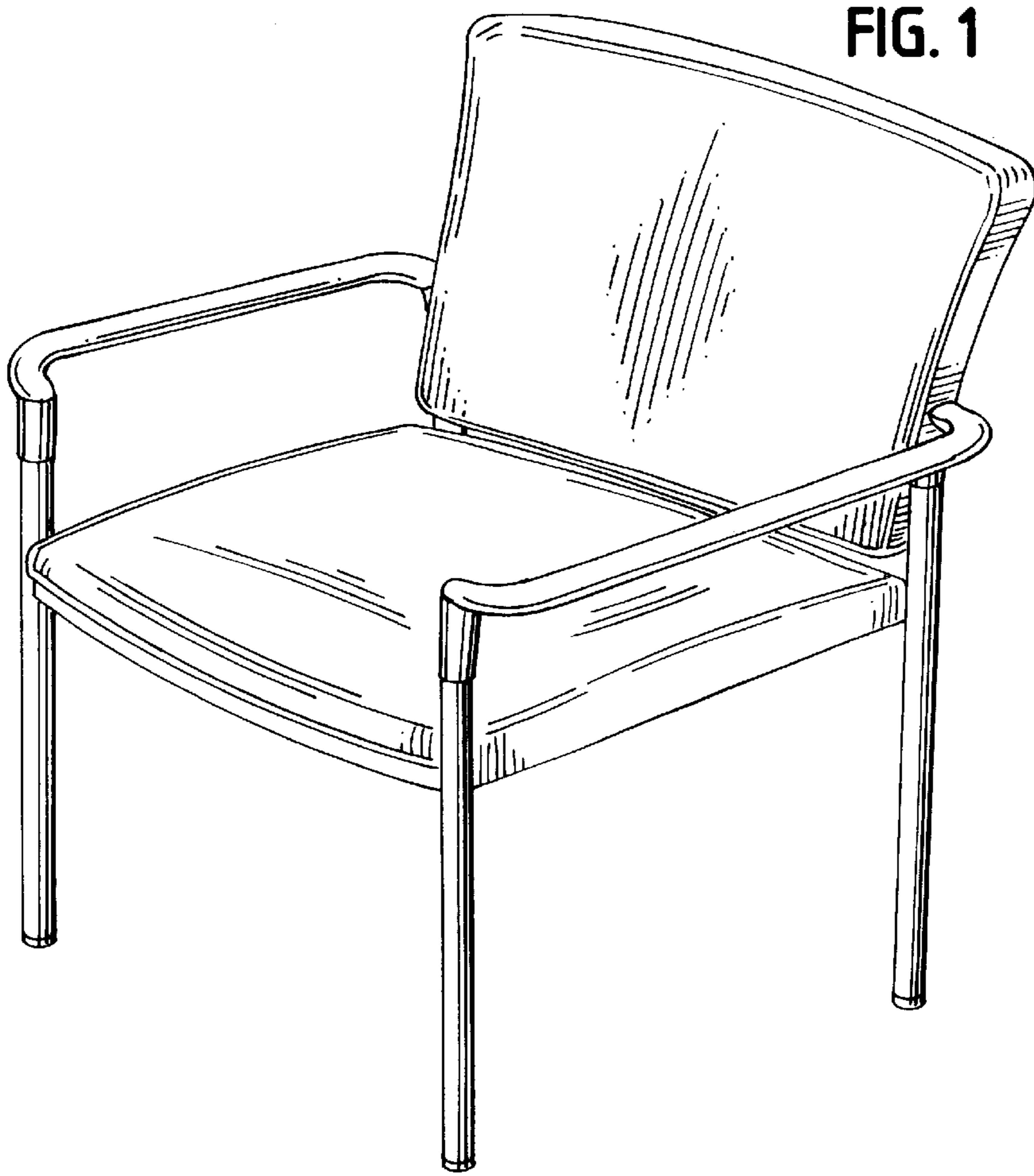


FIG. 1




FIG. 2




FIG. 3

FIG. 4




FIG. 5

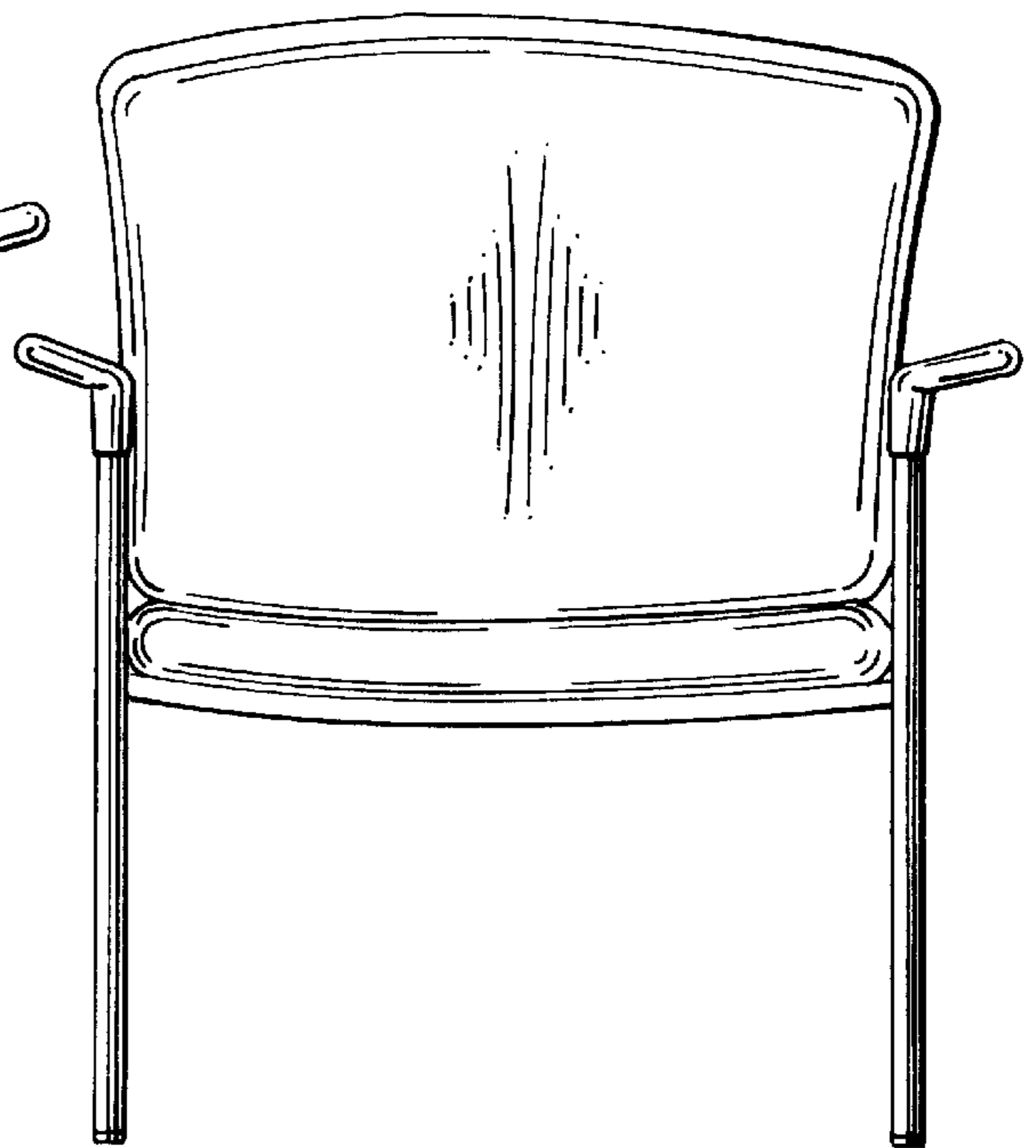


FIG. 6




FIG. 7

