

US00D40007S

United States Patent [19]
Stevens

[11] **Patent Number: Des. 400,007**

[45] **Date of Patent: **Oct. 27, 1998**

[54] **PISTOL SLING**

5,092,505 3/1992 Olschlager 224/150
5,353,538 10/1994 Hakedal et al. 224/150 X

[76] **Inventor: Bryon R. Stevens, Rte. 2 Box 426, St. Mary's, W. Va. 26170**

Primary Examiner—Doris V. Coles
Assistant Examiner—Catherine R. Oliver

[**] **Term: 14 Years**

[57] **CLAIM**

[21] **Appl. No.: 68,878**

The ornamental design for a pistol sling, as shown.

[22] **Filed: Apr. 3, 1997**

DESCRIPTION

[51] **LOC (6) Cl. 03-01**

FIG. 1 is a front elevational view of the pistol sling showing my new design;

[52] **U.S. Cl. D3/221; D3/262**

FIG. 2 is a rear elevational view thereof;

[58] **Field of Search D3/221, 262; 224/150, 224/258, 913**

FIG. 3 is a left side elevational view thereof;

FIG. 4 is a right side elevational view thereof;

FIG. 5 is a top plan view thereof; and,

FIG. 6 is a bottom plan view thereof.

[56] **References Cited**

U.S. PATENT DOCUMENTS

D. 304,977 12/1989 Pappas 224/150 X
1,383,125 6/1921 Kennedy, Jr. 224/150
1,396,270 11/1921 Grierson 224/150
5,082,155 1/1992 Salvador 224/913 X

The break lines shown in FIGS. 1–6 is indicative of indeterminate length.

1 Claim, 3 Drawing Sheets



FIG. 1

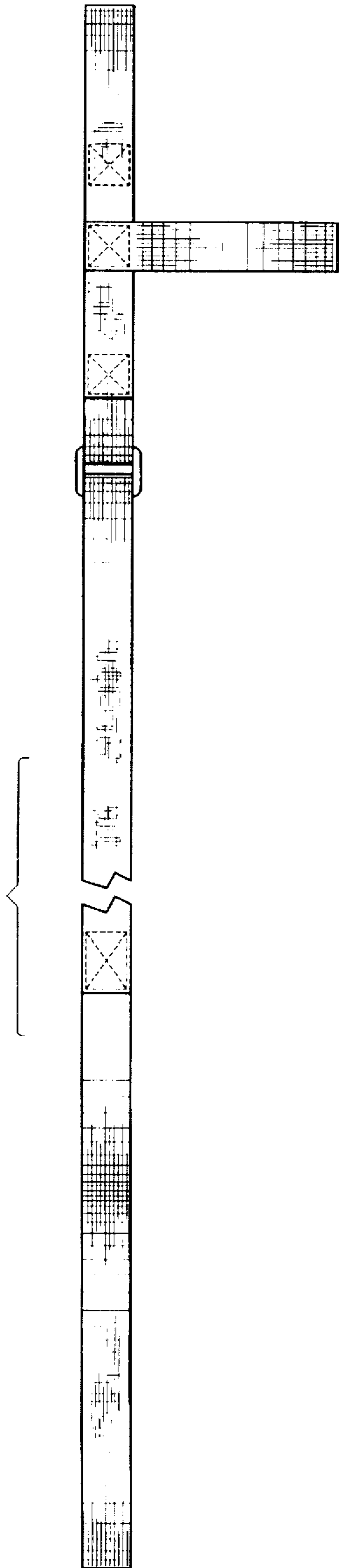


FIG. 2

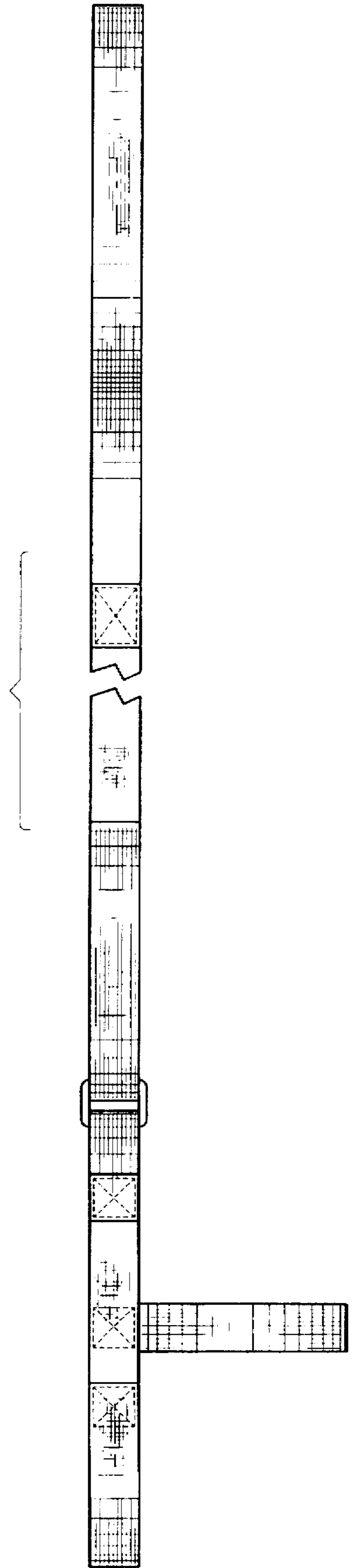


FIG. 3

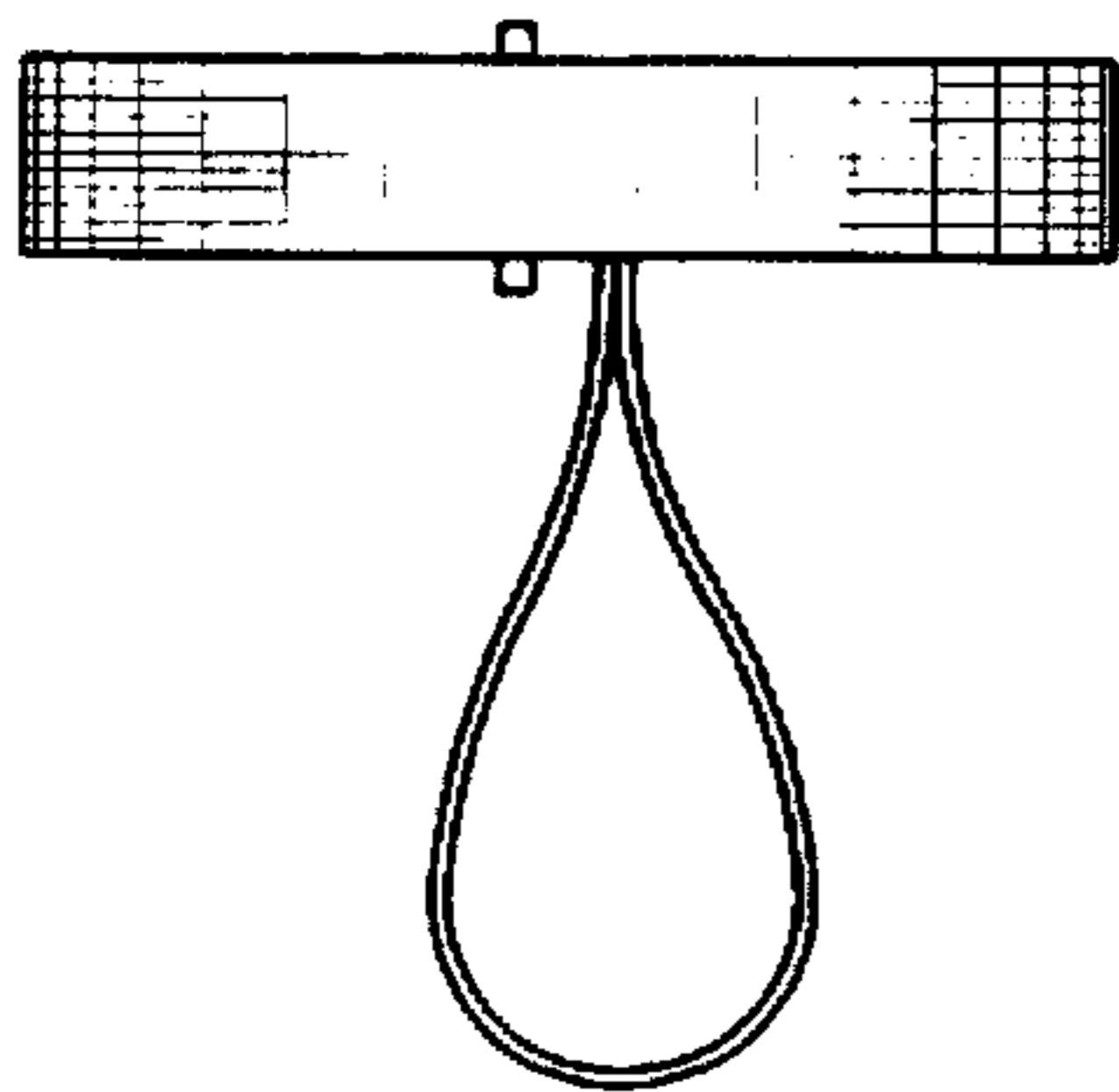


FIG. 4

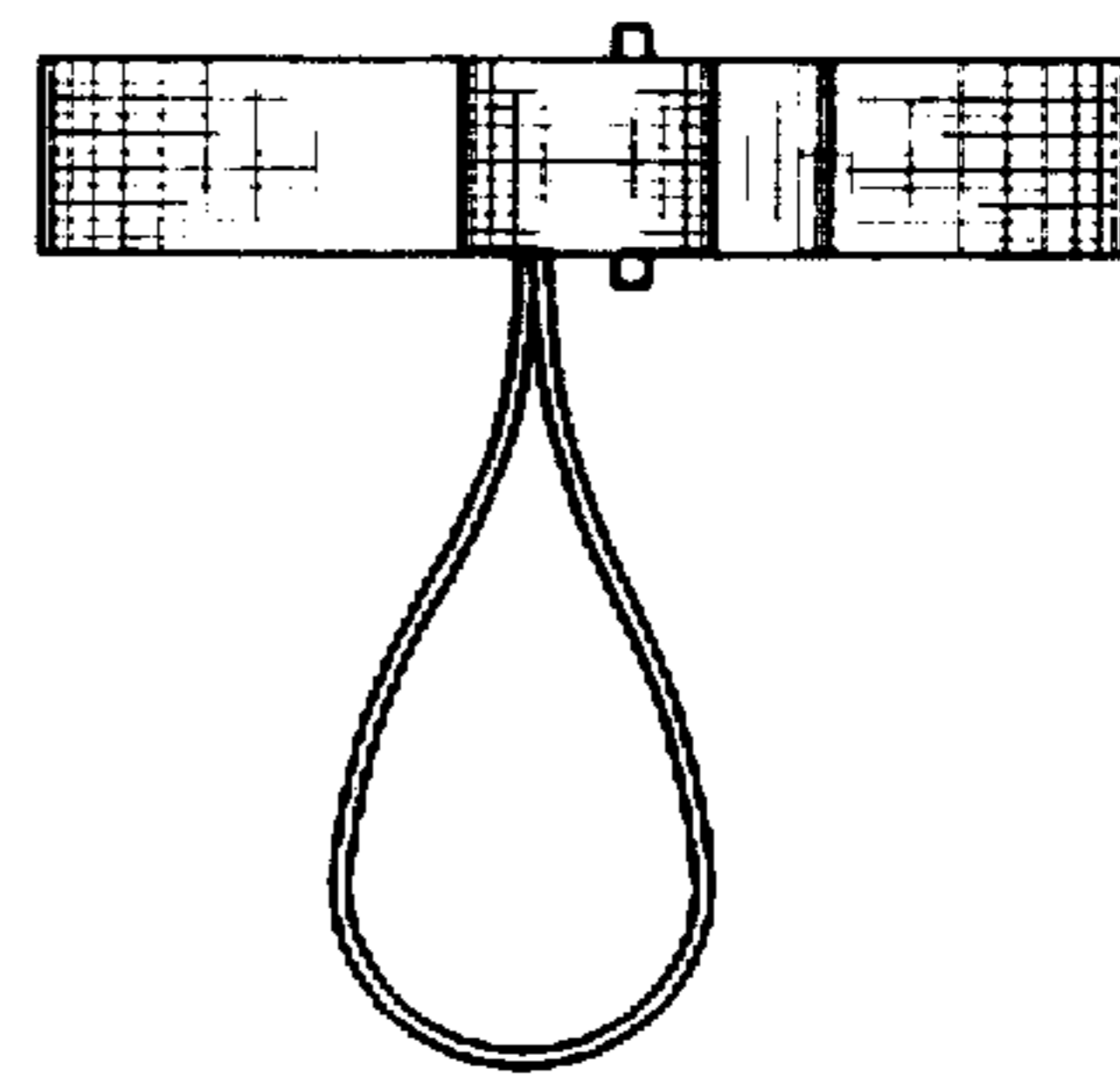


FIG. 5

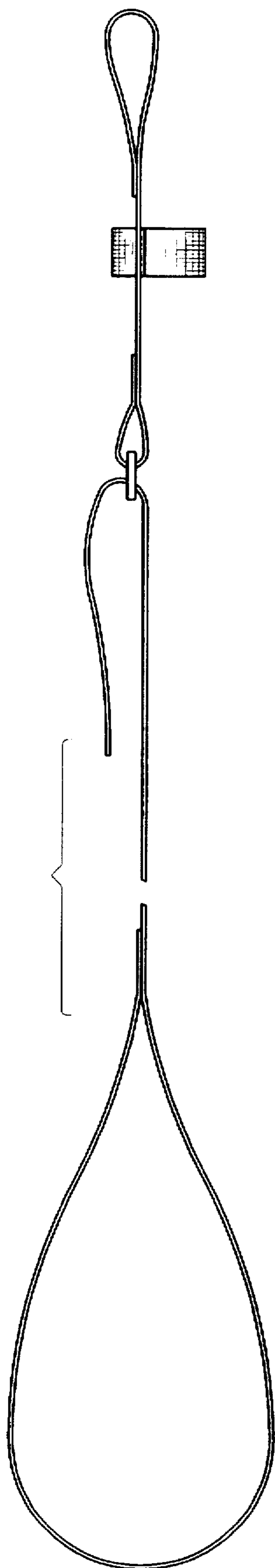


FIG. 6

