



US00D399998S

United States Patent [19] Finn

[11] **Patent Number: Des. 399,998**

[45] **Date of Patent: **Oct. 27, 1998**

[54] **PORTION OF A SHOE SOLE**

[75] Inventor: **Norman H. Finn**, Newton, Mass.

[73] Assignee: **AmAsia International, Ltd.**,
Burlington, Mass.

[**] Term: **14 Years**

[21] Appl. No.: **69,582**

[22] Filed: **Mar. 20, 1997**

[51] **LOC (6) Cl. 02-04**

[52] **U.S. Cl. D2/960; D2/951; D2/954**

[58] **Field of Search** D2/897, 902, 906,
D2/908, 914, 916, 919, 946-960, 962,
964; D12/147; 36/85, 101, 103, 104, 106,
113-115, 124, 126, 127-130, 3 B, 11.5,
12-15, 22 R, 25 R, 30 R, 32 R, 32 A, 33,
172

[56] **References Cited**

U.S. PATENT DOCUMENTS

D. 162,952 6/1951 Messinger .

D. 195,542	7/1963	Webster	D2/957
D. 291,945	9/1987	Kelley et al.	D2/954
D. 379,114	5/1997	Merceron	D2/952
5,033,209	7/1991	Bathurst	36/113

Primary Examiner—Celia Murphy
Attorney, Agent, or Firm—Fish & Neave; Jeffrey H. Ingerman

[57] **CLAIM**

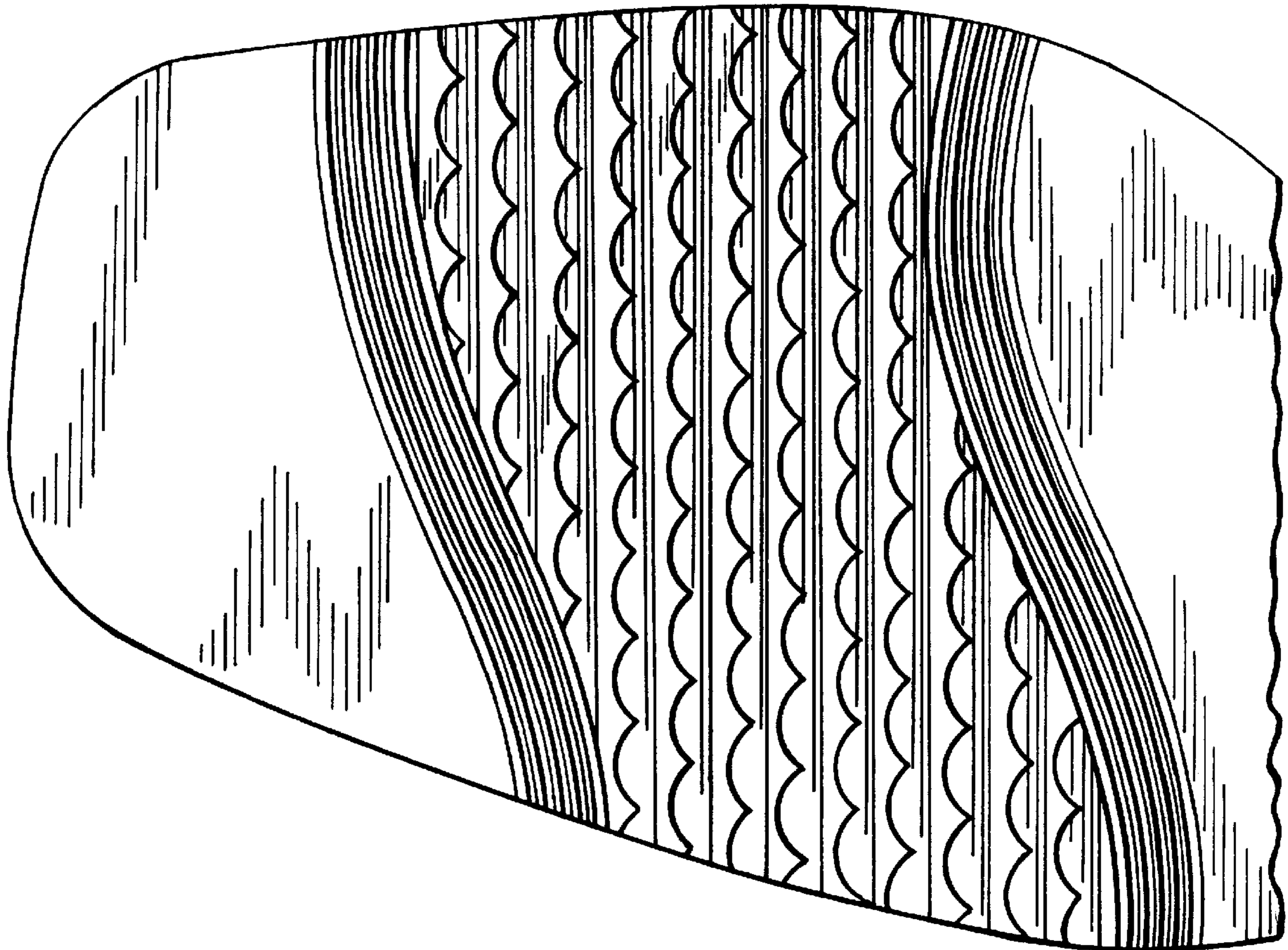
The ornamental design for a portion of a shoe sole, as shown and described.

DESCRIPTION

FIG. 1 is a bottom, right perspective view of a portion of a shoe sole showing my new design;
FIG. 2 is a front elevational view thereof;
FIG. 3 is a rear elevational view thereof;
FIG. 4 is a top plan view thereof;
FIG. 5 is a right side elevational view thereof;
FIG. 6 is a left side elevational view thereof; and,
FIG. 7 is a bottom plan view thereof.

The subject matter shown in broken line represents unclaimed environmental structure which is shown for illustrative purposes and forms no part of the claimed design.

1 Claim, 3 Drawing Sheets



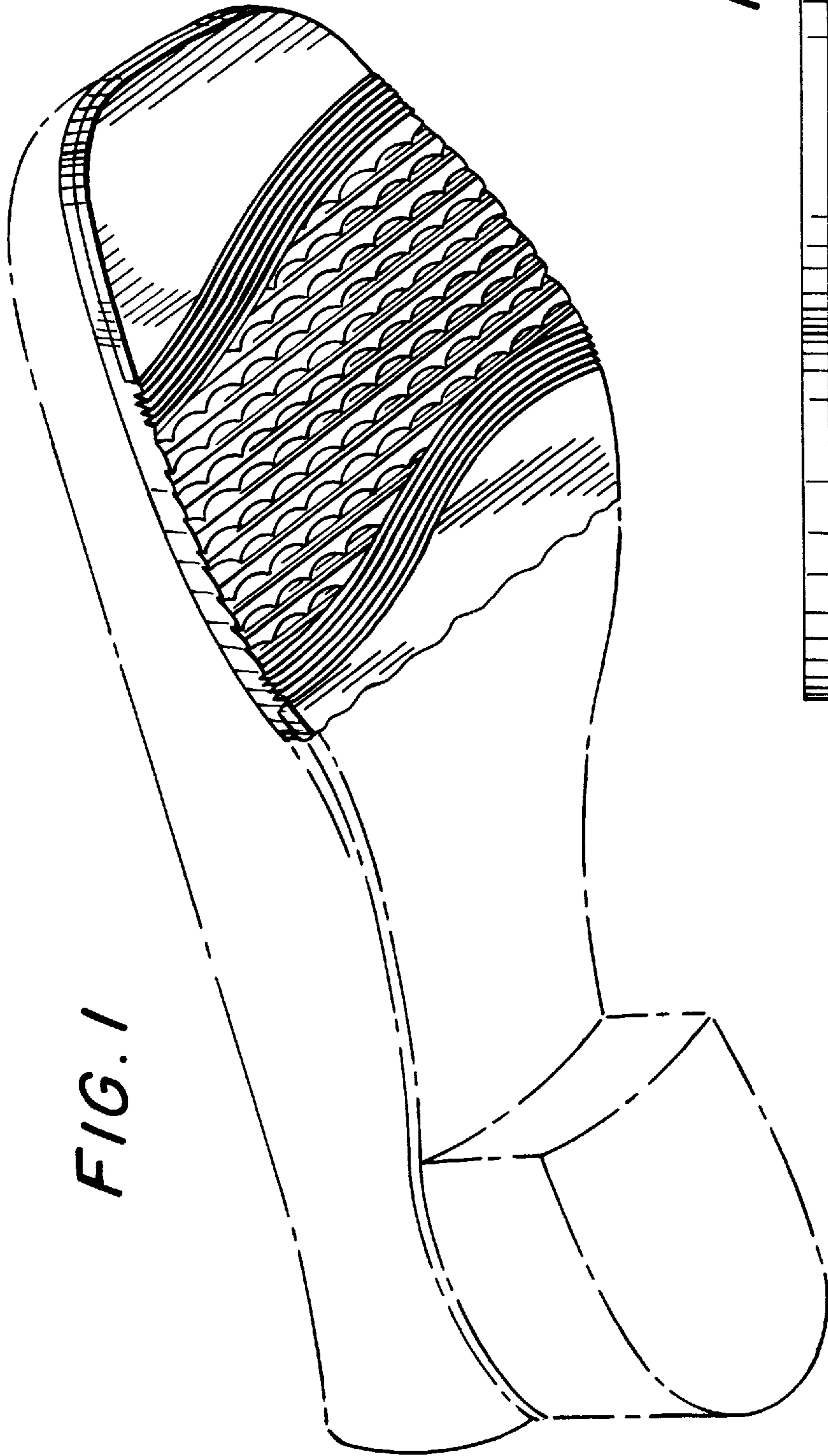


FIG. 1

FIG. 2

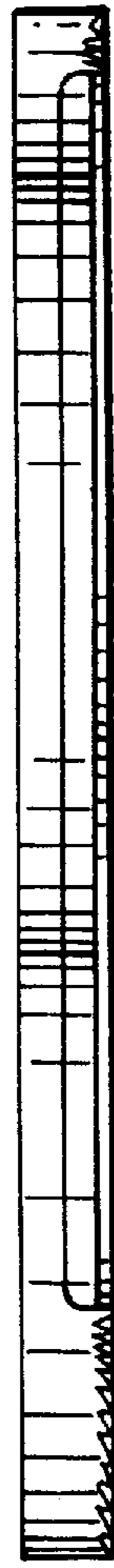


FIG. 3

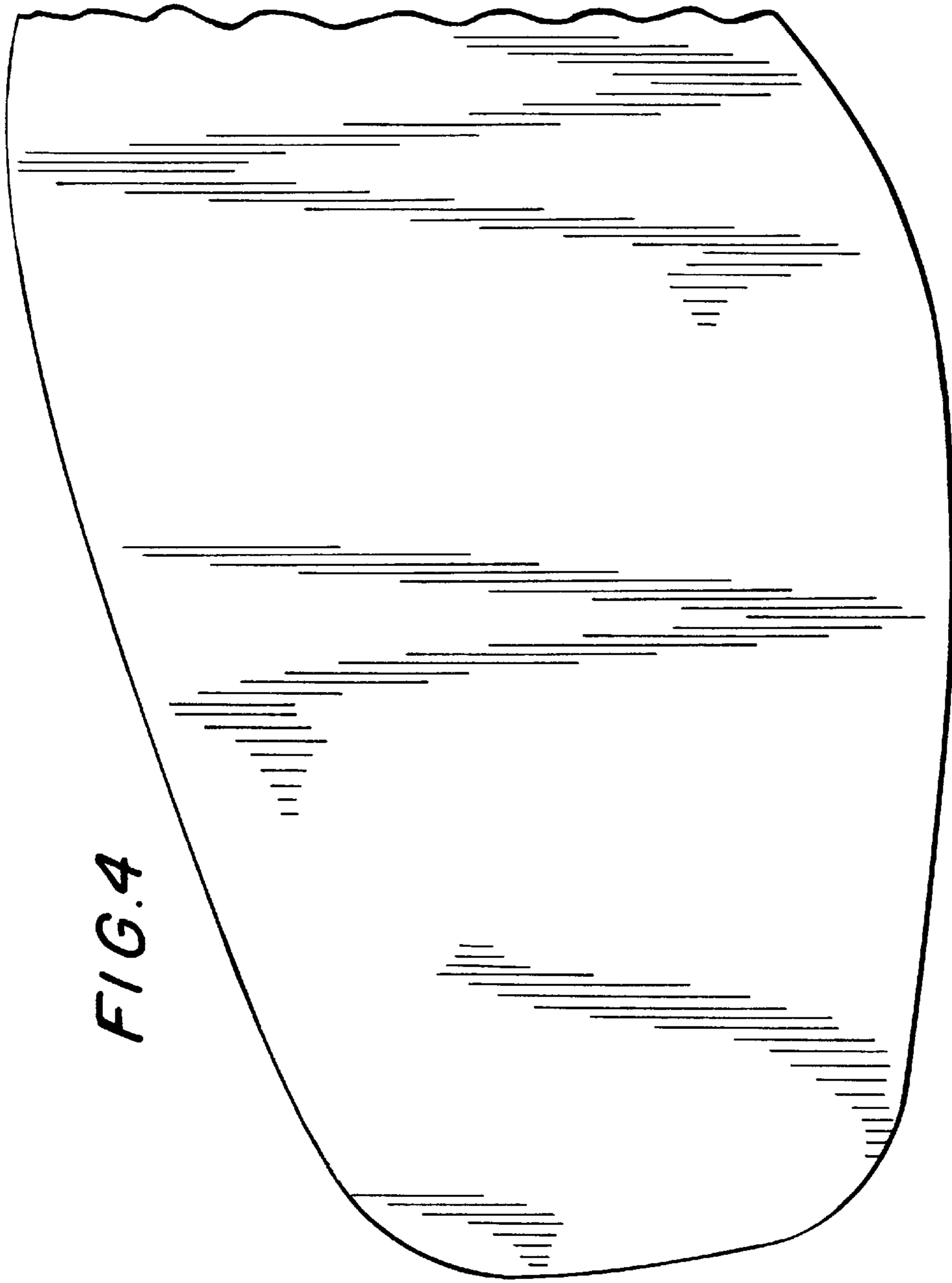


FIG. 4



FIG. 5

FIG. 6



FIG. 7

