



US00D399982S

# United States Patent [19] Moore

[11] **Patent Number: Des. 399,982**

[45] **Date of Patent: \*\*Oct. 20, 1998**

[54] **CANDLE LANTERN**

[76] Inventor: **Robert Moore**, 151 Country Club Dr., Florida, N.Y. 10921

[\*\*] Term: **14 Years**

[21] Appl. No.: **80,230**

[22] Filed: **Dec. 4, 1997**

[51] **LOC (6) Cl. .... 26-01**

[52] **U.S. Cl. .... D26/11; D26/111**

[58] **Field of Search .... D26/9, 10, 11, D26/12, 14, 16, 104, 111, 119; 431/290-292; 362/161-163**

[56] **References Cited**

**U.S. PATENT DOCUMENTS**

D. 239,130	3/1976	Reed .....	D26/111
D. 240,070	5/1976	Mulvany .....	D26/111
610,194	9/1898	Neil .....	362/161
4,260,365	4/1981	Kayne .....	362/161
5,613,760	3/1997	Dunn .....	362/161

**OTHER PUBLICATIONS**

Land's End catalog; Item #711272 Triangle Lamp, Nov. 1981.

*Primary Examiner*—Alan P. Douglas

*Assistant Examiner*—Robin V. Taylor

[57] **CLAIM**

The ornamental design for a candle lantern, as shown.

**DESCRIPTION**

FIG. 1 is a front elevational view of the candle lantern of the present invention;

FIG. 2 is a back elevational view of the candle lantern of FIG. 1;

FIG. 3 is a left side elevational view of the candle lantern of FIG. 1;

FIG. 4 is a right side elevational view of the candle lantern of FIG. 1;

FIG. 5 is a top plan view of the candle lantern of FIG. 1; and, FIG. 6 is a bottom plan view of the candle lantern of FIG. 1.

**1 Claim, 3 Drawing Sheets**

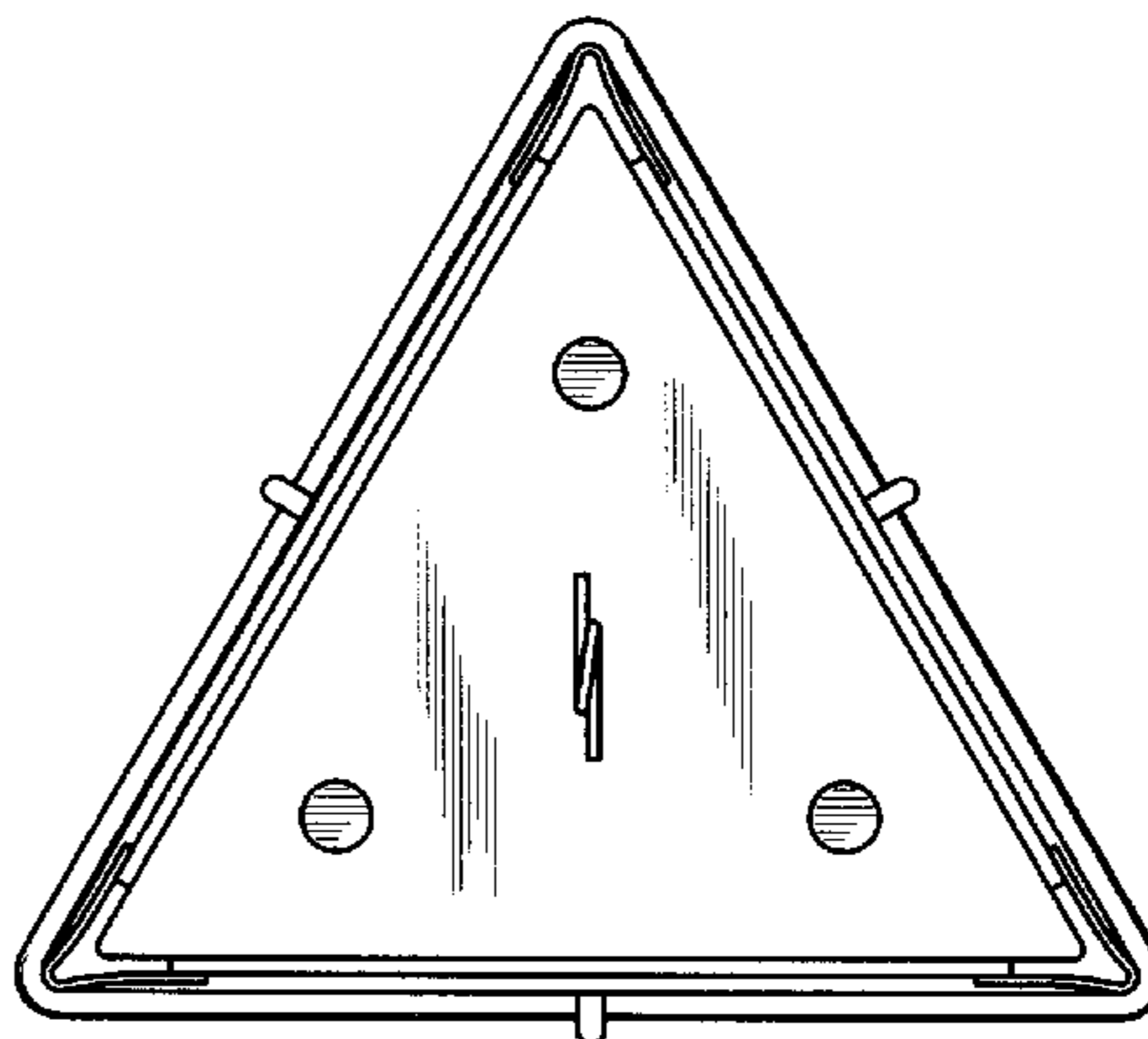



FIG. 1




FIG. 2




FIG. 3



FIG. 4




FIG. 5

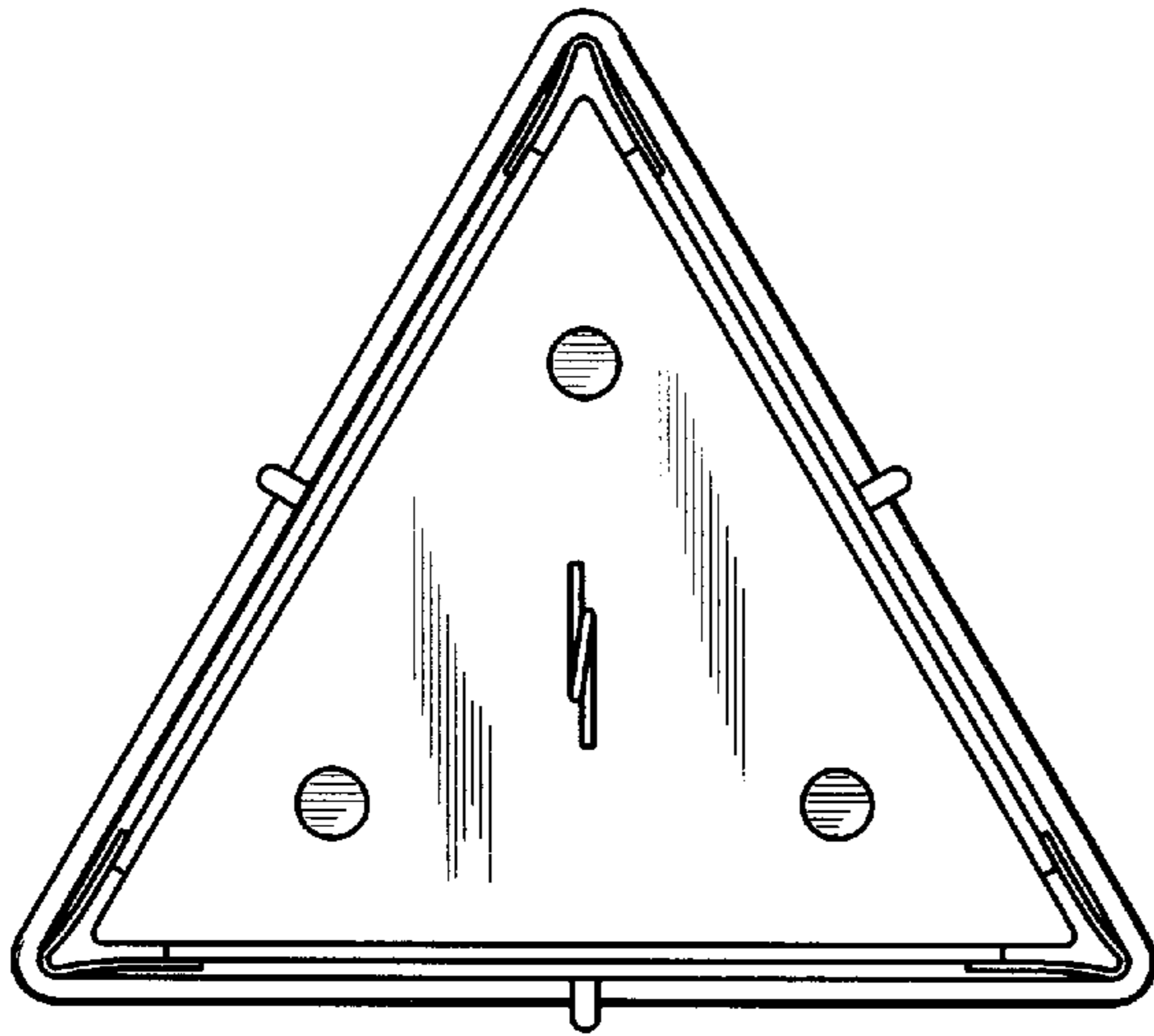


FIG. 6

