



US00D399976S

**United States Patent** [19]  
**Lee**

[11] **Patent Number: Des. 399,976**

[45] **Date of Patent: \*\*\*Oct. 20, 1998**

[54] **STAINLESS STEEL DOOR**

D. 326,528 5/1992 Klein ..... D25/48  
D. 341,430 11/1993 Cardona ..... D25/53  
4,624,072 11/1986 Zilkha ..... 49/50

[76] Inventor: **Ming-Kun Lee**, 2/F., No. 13,  
Hsing-Nan St., Nan-Kang Dist., Taipei  
City, Taiwan

*Primary Examiner*—Doris Clark  
*Attorney, Agent, or Firm*—Rosenberg, Klein & Bilker

[\*] Notice: The term of this patent shall not extend  
beyond the expiration date of Pat. No.  
Des. 389,921.

[57] **CLAIM**

[\*\*] Term: **14 Years**

The ornamental design for a stainless steel door, as shown  
and described.

[21] Appl. No.: **72,658**

**DESCRIPTION**

[22] Filed: **Jun. 23, 1997**

FIG. 1 is a perspective view of a stainless steel door showing  
my new design;

[51] **LOC (6) Cl.** ..... **25-02**

FIG. 2 is a top plan view thereof;

[52] **U.S. Cl.** ..... **D25/53; D25/48**

FIG. 3 is a bottom plan view thereof;

[58] **Field of Search** ..... D25/53, 48; 49/50,  
49/63, 57, 61

FIG. 4 is a front elevational view thereof;

FIG. 5 is a rear elevational view thereof;

[56] **References Cited**

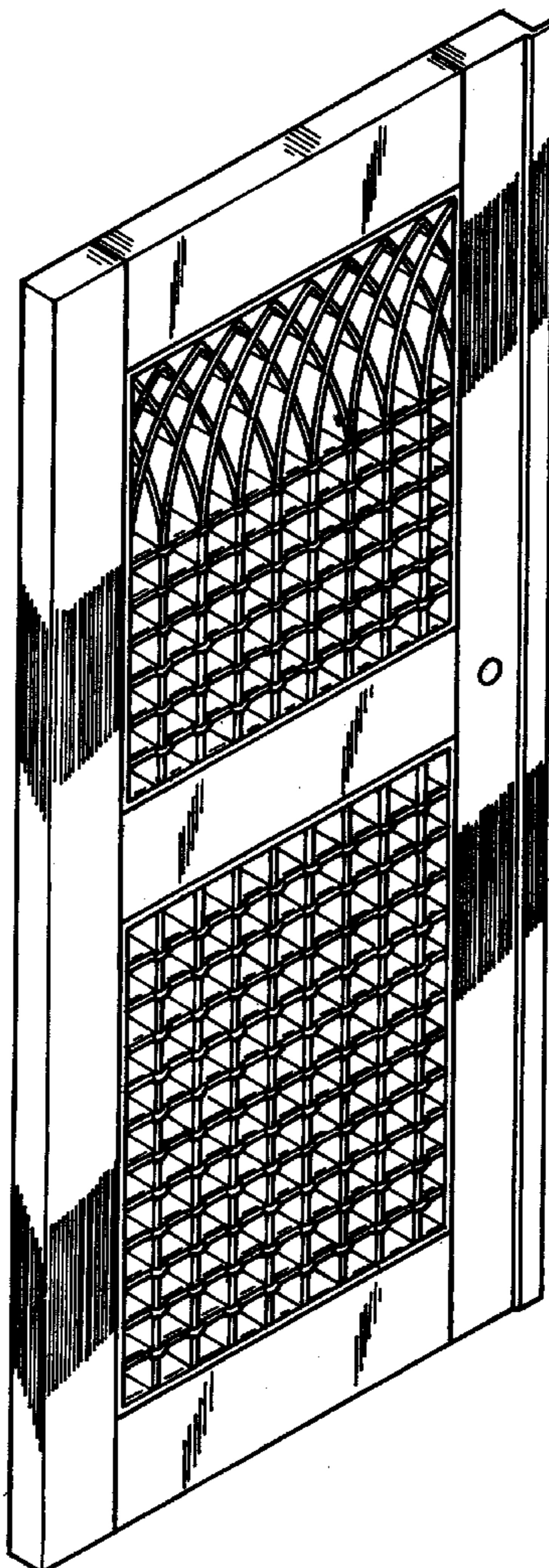
FIG. 6 is a left side elevational view thereof; and,

FIG. 7 is a right side elevational view thereof.

**U.S. PATENT DOCUMENTS**

D. 160,508 10/1950 Lindstrom ..... D25/53

**1 Claim, 4 Drawing Sheets**



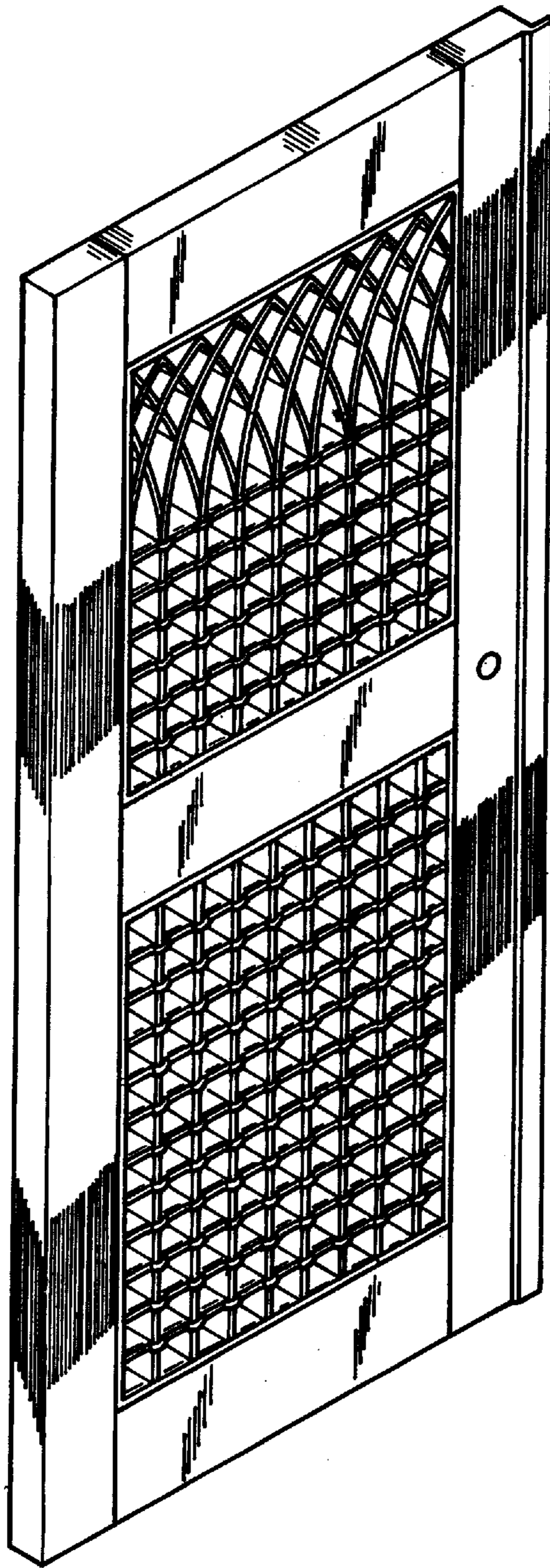


FIG.1



FIG. 2



FIG. 3

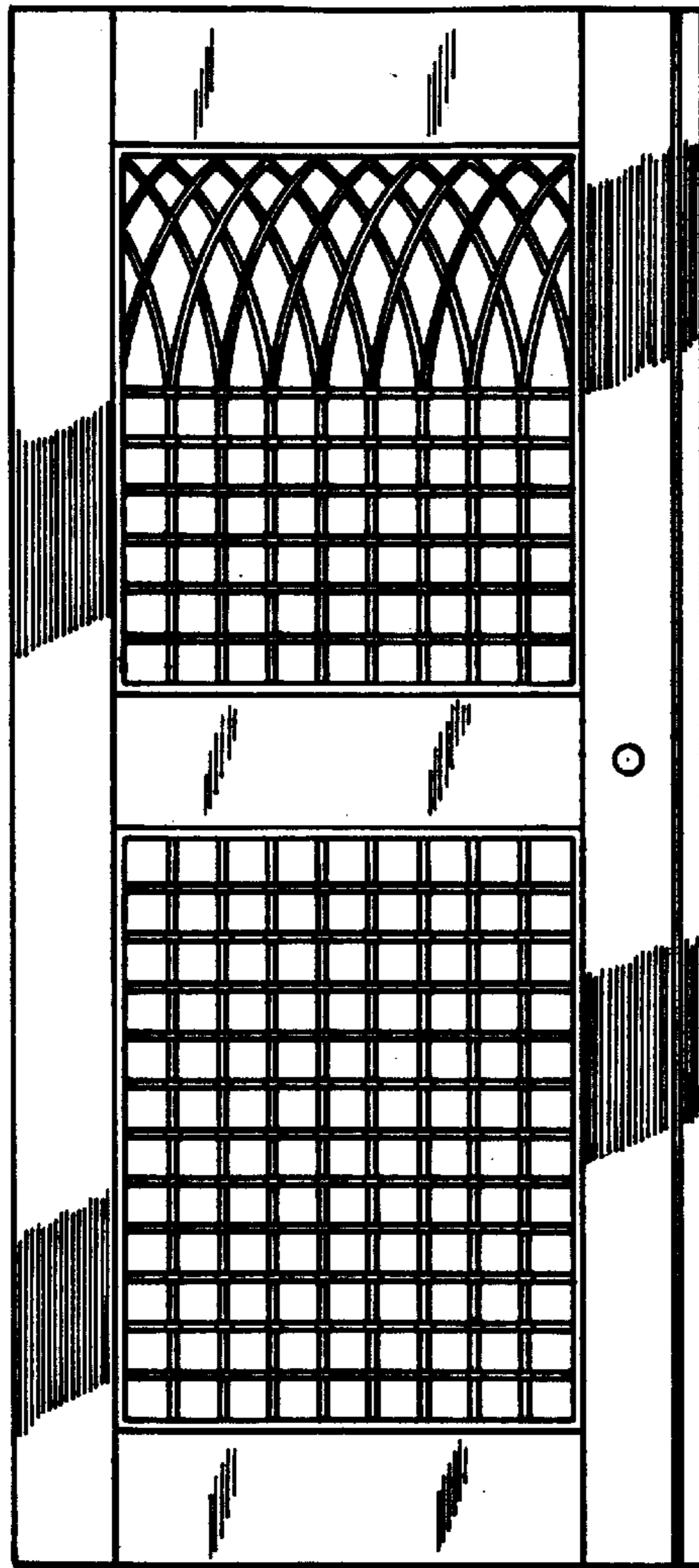


FIG. 4

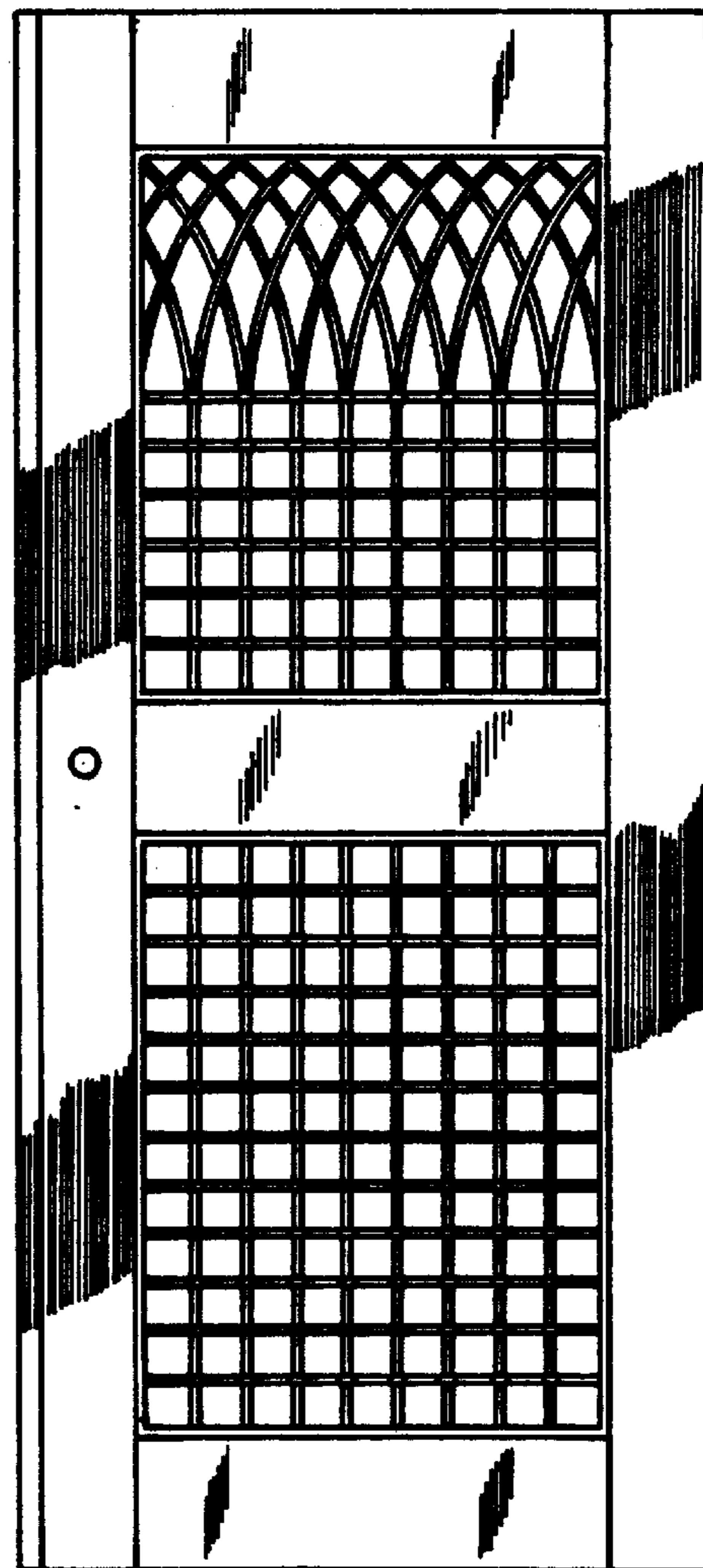


FIG. 5



FIG. 6



FIG. 7