



US00D399952S

**United States Patent** [19]  
**McMillian**

[11] **Patent Number: Des. 399,952**

[45] **Date of Patent: \*\*Oct. 20, 1998**

[54] **COMBINED PENILE DISCHARGE OR URINE COLLECTOR**

[76] Inventor: **L. Mac McMillian**, 10800 Crenshaw Blvd. #30, Inglewood, Calif. 90303

[\*\*] Term: **14 Years**

[21] Appl. No.: **65,132**

[22] Filed: **Jan. 21, 1997**

[51] **LOC (6) Cl. .... 24-04**

[52] **U.S. Cl. .... D24/122**

[58] **Field of Search** ..... D24/122, 224, D24/229, 121, 216, 127; 604/327, 331, 346, 349, 350, 351, 353; 4/144.1, 144.3, 144.2

[56] **References Cited**

**U.S. PATENT DOCUMENTS**

D. 135,195 3/1943 Bal et al. .

D. 335,924	5/1993	Nilsson	.....	D24/122
4,026,433	5/1977	Crippa	.....	4/144.3
4,094,020	6/1978	Franklin	.....	4/144.1
4,846,816	7/1989	Manfredi	.....	604/331
4,901,375	2/1990	Dahlgren	.....	604/353
5,520,671	5/1996	Bouser	.....	604/353
5,643,235	7/1997	Figuerido	.....	604/352

*Primary Examiner*—Susan J. Lucas

*Assistant Examiner*—Cynthia F. Ramirez

[57] **CLAIM**

The ornamental design for a combined penile discharge or urine collector, as shown and described.

**DESCRIPTION**

FIG. 1 is a front elevational view of the combined penile discharge or urine collector showing my new design; FIG. 2 is a rear elevational view thereof; FIG. 3 is a right side view thereof; FIG. 4 is a left side view thereof; FIG. 5 is a top plan view thereof; and, FIG. 6 is a bottom plan view thereof.

**1 Claim, 4 Drawing Sheets**

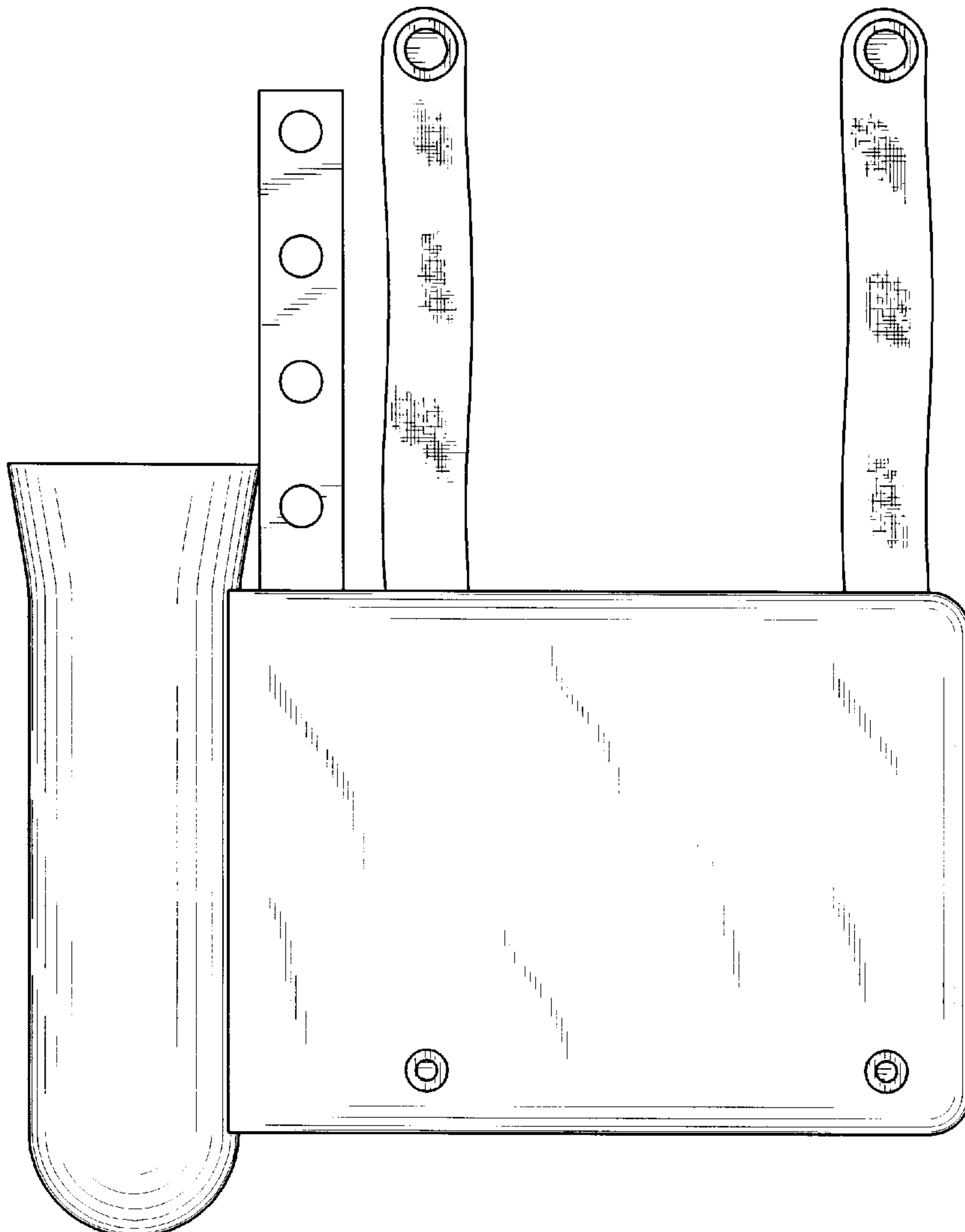


FIG. 1

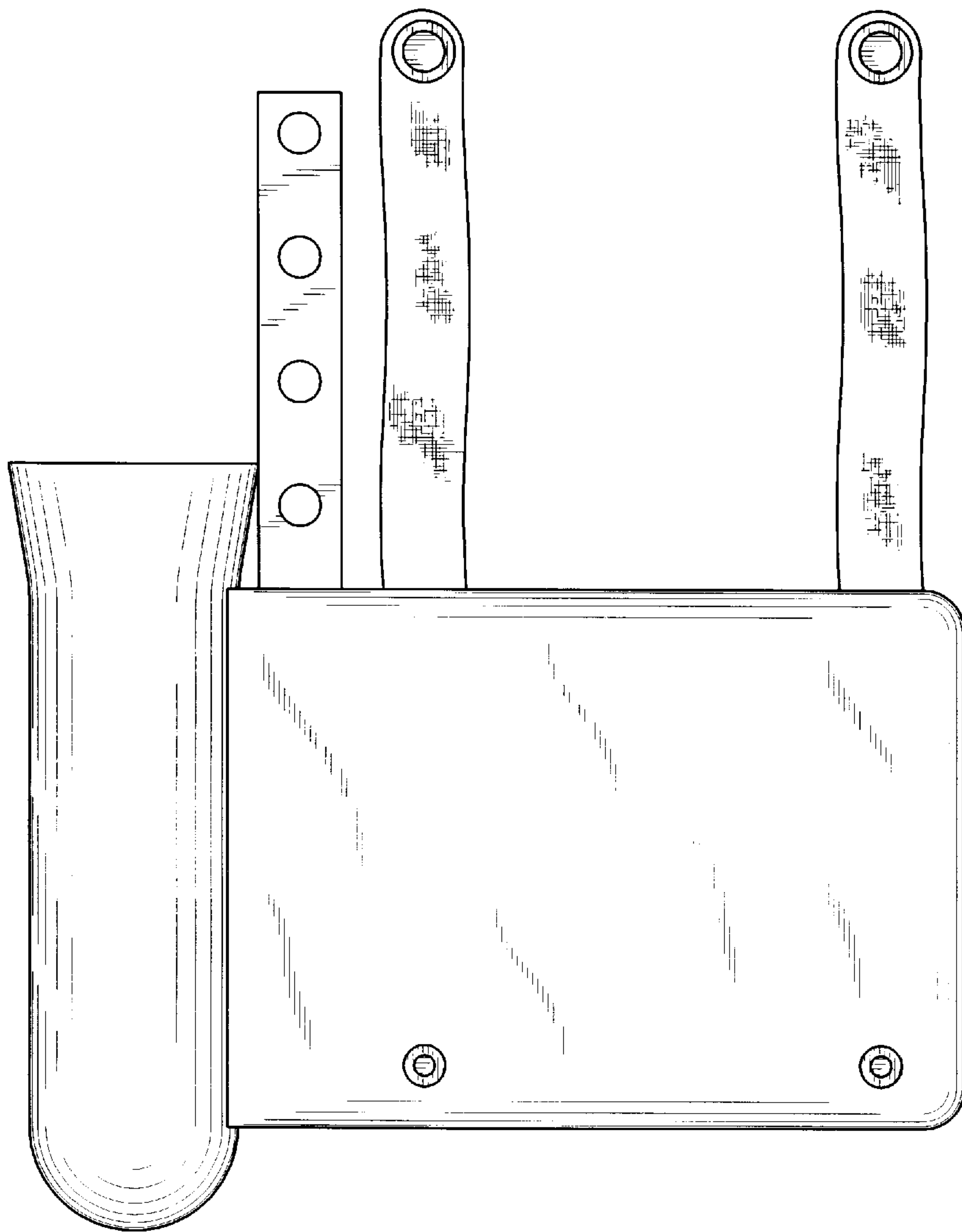


FIG. 2

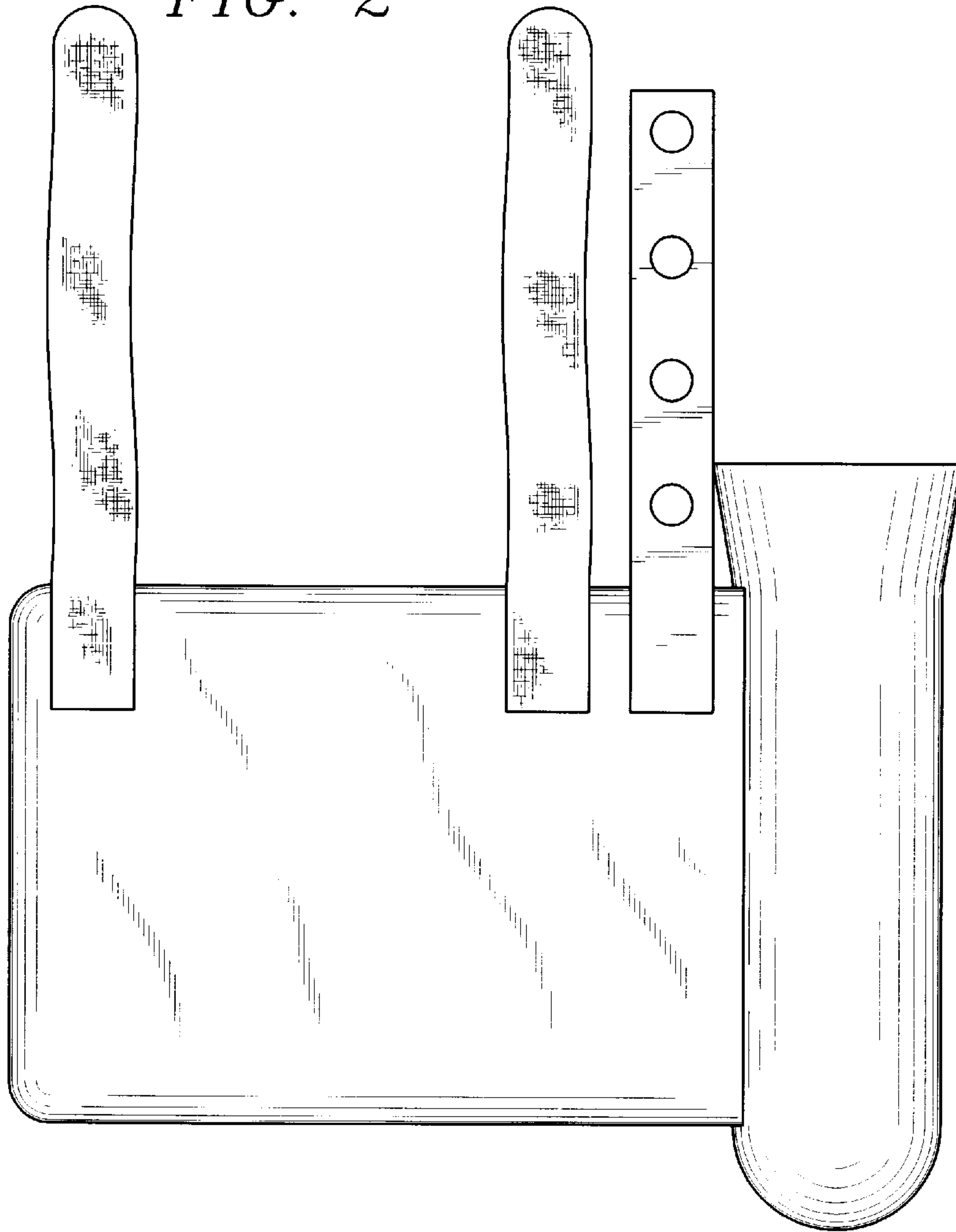


FIG. 3

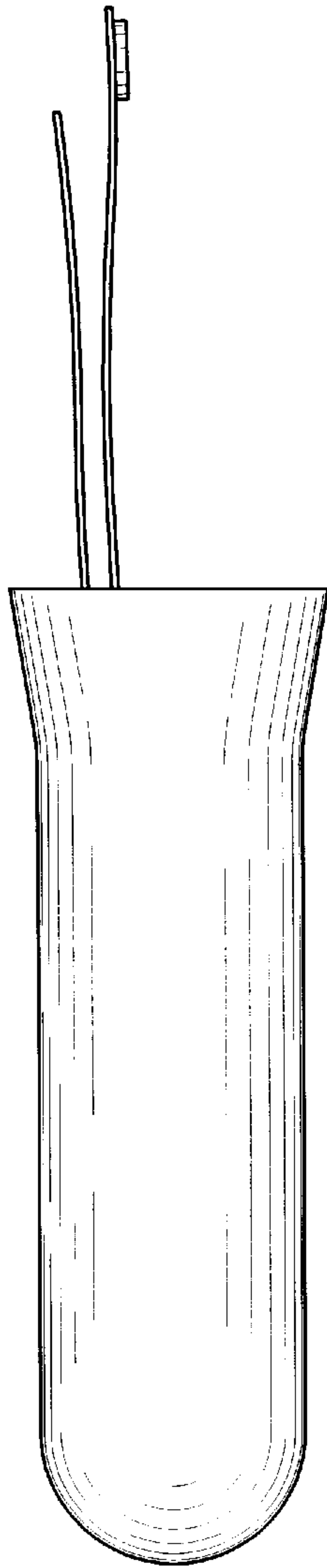
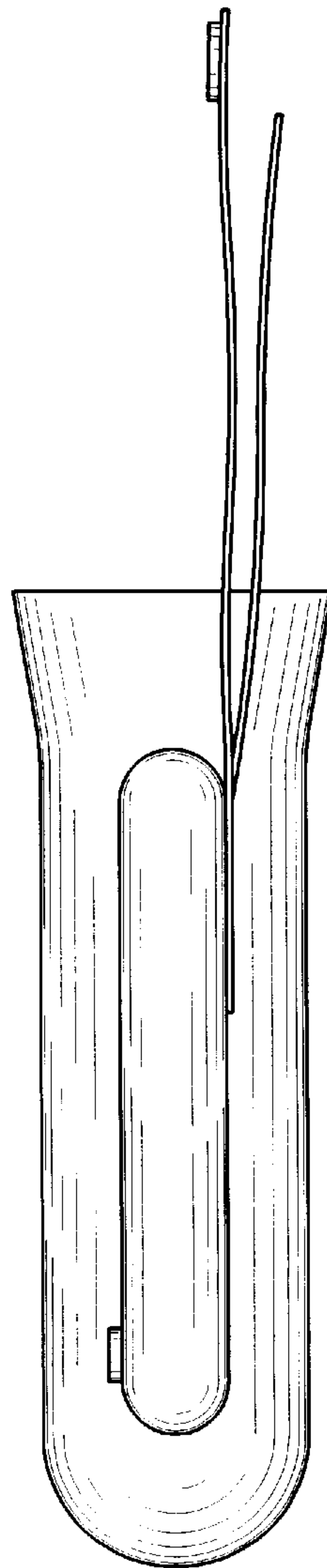
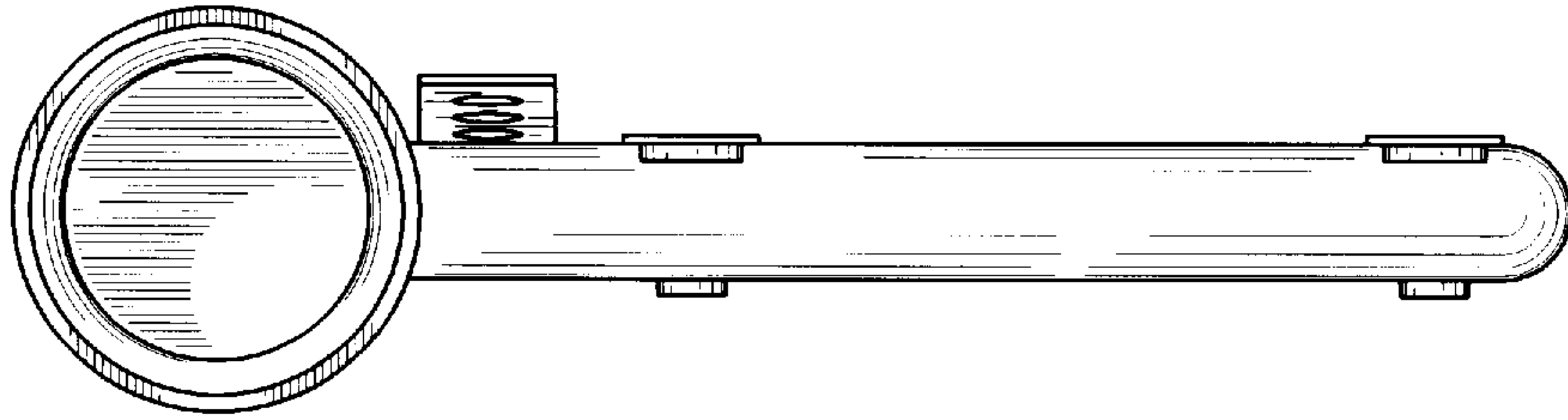


FIG. 4



*FIG. 5*



*FIG. 6*

