



US00D399948S

United States Patent [19] Tsuji

[11] Patent Number: **Des. 399,948**

[45] Date of Patent: ****Oct. 20, 1998**

[54] **COMBINED CANOPY, MOTOR HOUSING, SWITCH HOUSING, BLADE IRONS AND LIGHT KIT UNIT FOR A CEILING FAN**

[75] Inventor: **Masao Tsuji**, Germantown, Tenn.

[73] Assignee: **Hunter Fan Company**, Memphis, Tenn.

[**] Term: **14 Years**

[21] Appl. No.: **80,758**

[22] Filed: **Dec. 15, 1997**

[51] **LOC (6) Cl.** **23-04**

[52] **U.S. Cl.** **D23/411; D23/377; D23/379**

[58] **Field of Search** **D23/377, 379, D23/411; 416/5; 362/96; 392/364; D26/80, 88, 81-86, 51, 59, 72, 73**

[56] **References Cited**

U.S. PATENT DOCUMENTS

D. 256,614	8/1980	Hoyt	D23/411
D. 297,456	8/1988	Pearce	D23/379
D. 381,742	7/1997	Tsuji	D23/385

OTHER PUBLICATIONS

Casablanca Fan Co. Brochure, p. 6, ceiling Fan \hat{A} , top of page, ©1981.

Primary Examiner—Lisa Lichtenstein

Attorney, Agent, or Firm—Baker, Donelson, Bearman & Caldwell

[57] **CLAIM**

The ornamental design for a combined canopy, motor housing, switch housing, blade irons and light kit unit for a ceiling fan, as shown and described.

DESCRIPTION

FIG. 1 is a perspective view of a combined canopy, motor housing, switch housing, blade irons and light kit unit for a ceiling fan showing my new design, the broken lines being illustrative of environmental structure only and forming no part of the claimed design;

FIG. 2 is an additional perspective view of the combined canopy, motor housing, switch housing, blade irons and light kit unit for a ceiling fan shown in FIG. 1 with a portion of the environmental structure removed;

FIG. 3 is a perspective view of the combined canopy, motor housing, switch housing, blade irons and light kit unit for a ceiling fan shown in FIG. 2;

FIG. 4 is a front elevational view thereof;

FIG. 5 is a right-side elevational view thereof;


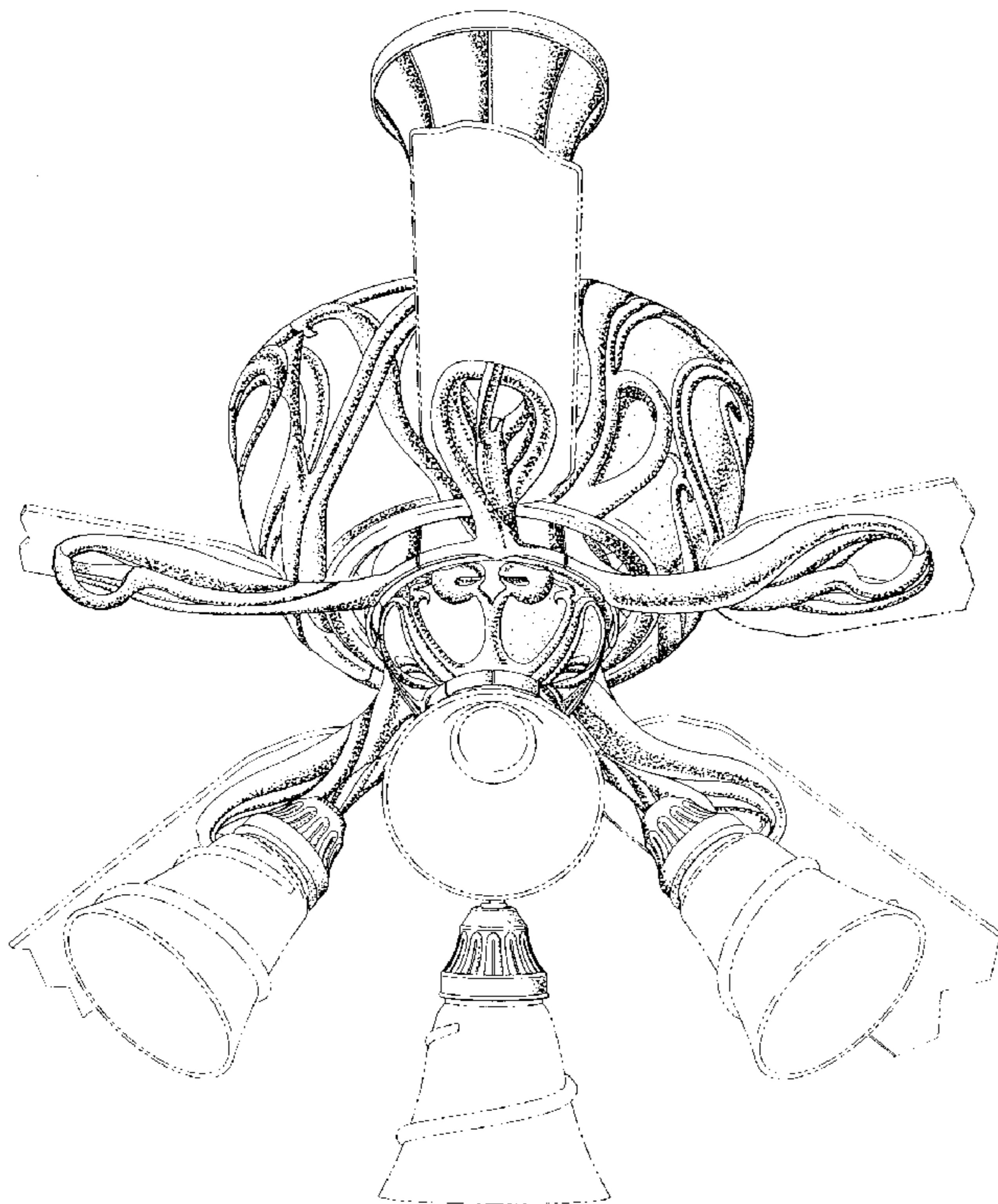
FIG. 6 is a rear elevational view thereof;

FIG. 7 is a left-side elevational view thereof;

FIG. 8 is a top view thereof; and,

FIG. 9 is a bottom view thereof.

1 Claim, 9 Drawing Sheets



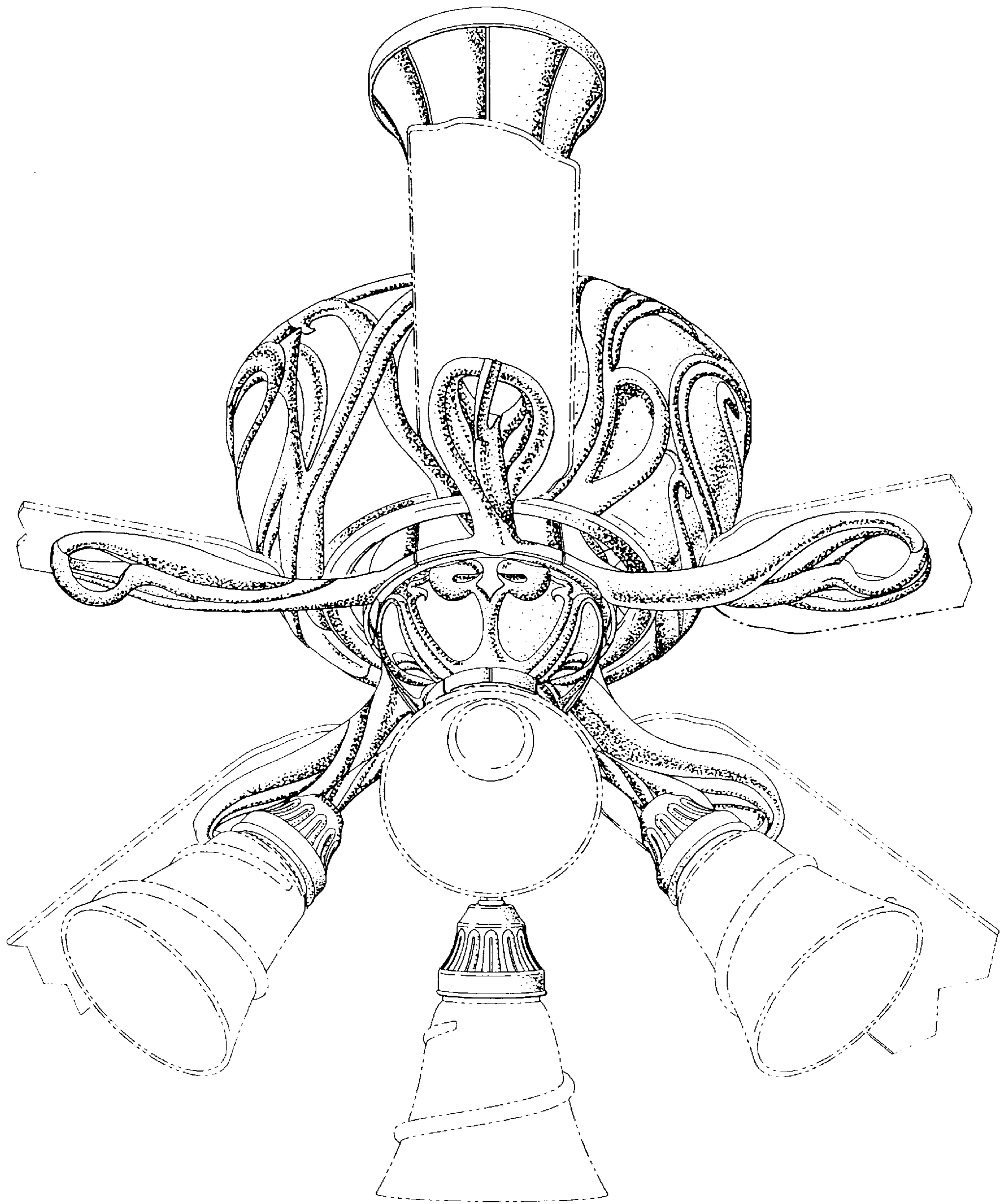


FIG 1

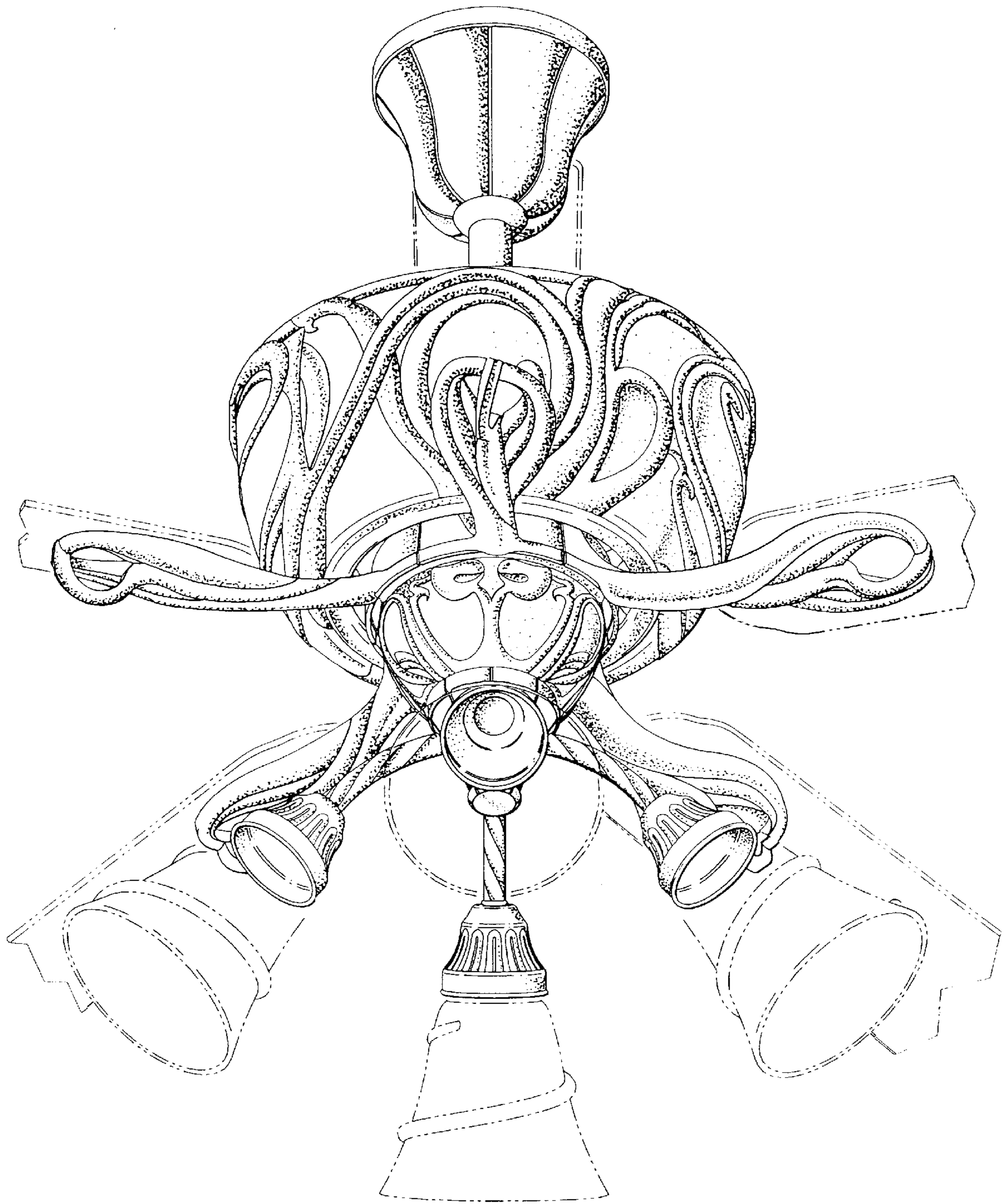


FIG 2

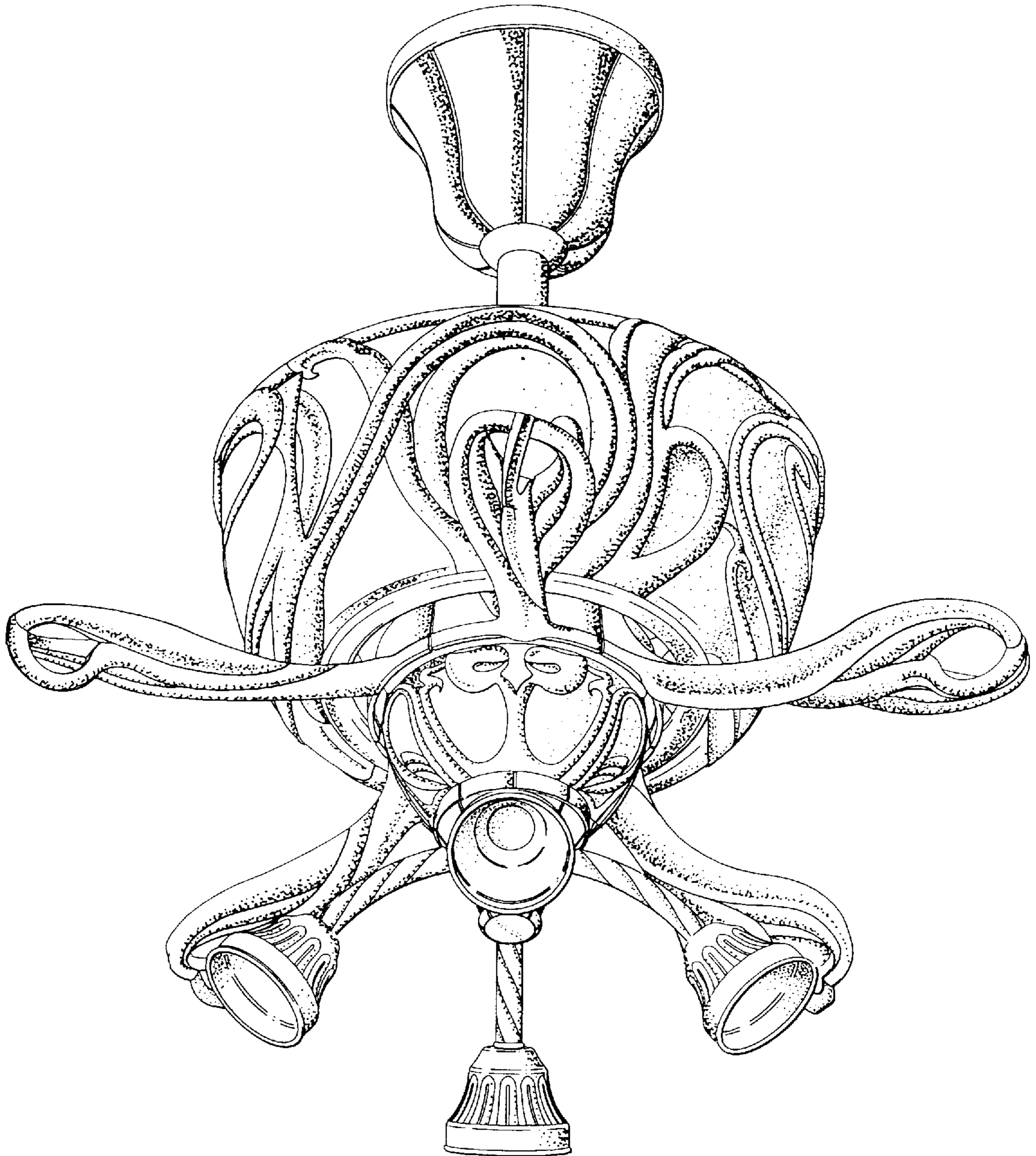


FIG 3




FIG 4




FIG 5




FIG 6




FIG 7




FIG 8




FIG 9