



US00D399916S

United States Patent [19] Wintering

[11] **Patent Number: Des. 399,916**

[45] **Date of Patent: **Oct. 20, 1998**

[54] **MISTING APPARATUS**

2,852,307 9/1958 Clark 239/276
2,999,644 9/1961 Nobinger 239/229
5,261,607 11/1993 Rosenberg 239/276

[75] Inventor: **Gary Wintering**, Tempe, Ariz.

[73] Assignee: **Arizona Mist, Inc.**, Tempe, Ariz.

[**] Term: **14 Years**

Primary Examiner—Alan P. Douglas
Assistant Examiner—Robin V. Taylor
Attorney, Agent, or Firm—Meschkow & Gresham, P.L.C.;
Jordan M. Meschkow; Lowell W. Gresham

[21] Appl. No.: **74,818**

[57] **CLAIM**

[22] Filed: **Aug. 11, 1997**

The ornamental design for a misting apparatus, as shown and described.

[51] **LOC (6) Cl.** **23-01**

[52] **U.S. Cl.** **D23/214; D23/266**

[58] **Field of Search** D23/213–215,
D23/266; 239/2.1, 280, 530, 532, 276

DESCRIPTION

[56] **References Cited**

U.S. PATENT DOCUMENTS

D. 307,047 4/1990 Watson D23/266
D. 365,141 12/1995 Palestrant D23/213
1,716,305 6/1929 Dillman D23/214
2,210,180 8/1940 Richardson D23/214
2,631,062 3/1953 Tiedemann et al. 239/276

FIG. 1 is a front perspective view of a misting apparatus, showing my new design therefor;
FIG. 2 is a frontal view therefor;
FIG. 3 is a rear view therefor;
FIG. 4 is a side view therefor, showing the left side;
FIG. 5 is a side view therefor, showing the right side;
FIG. 6 is a top plan view therefor; and,
FIG. 7 is a bottom plan view therefor.

1 Claim, 2 Drawing Sheets




FIG. 1




FIG. 2

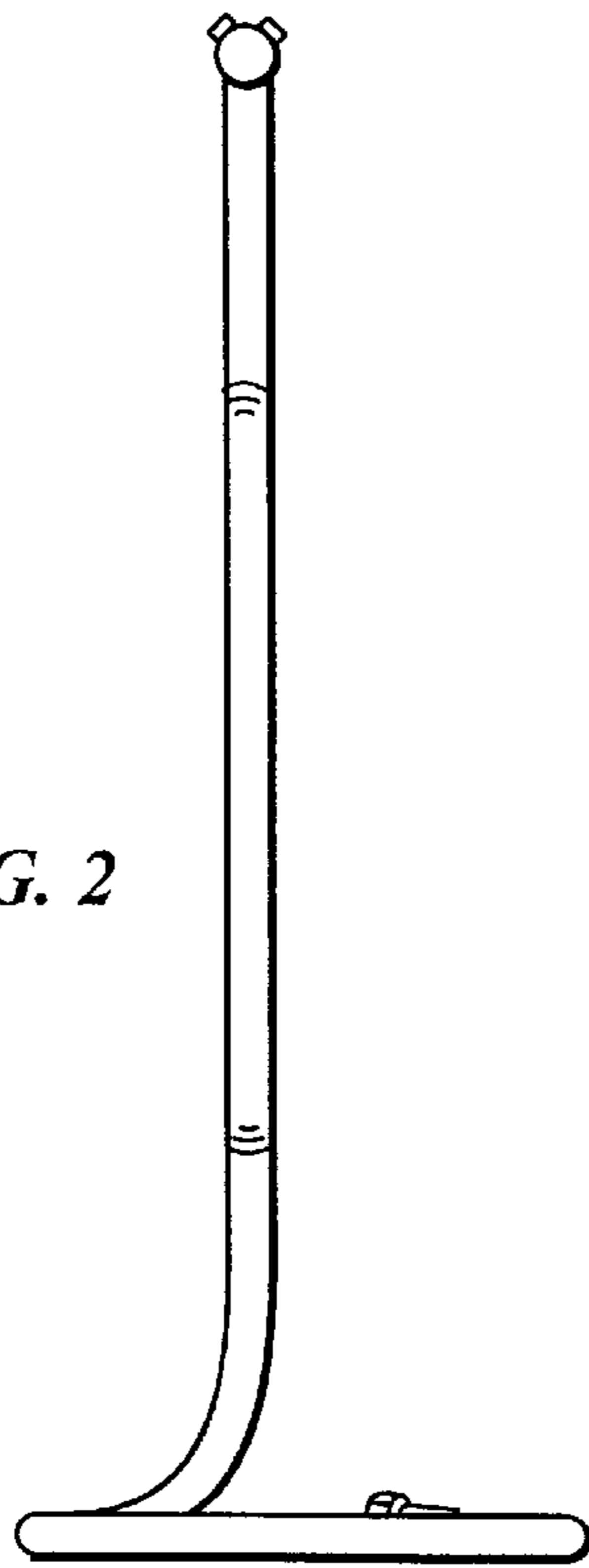
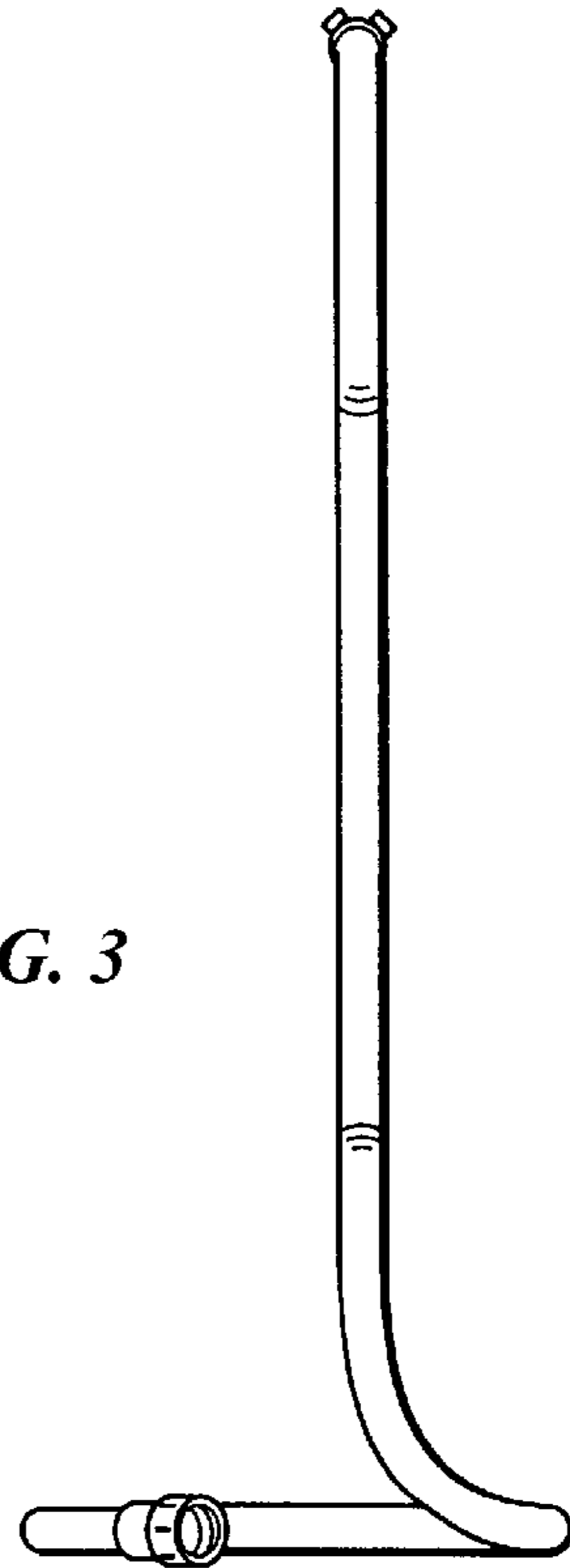


FIG. 3






FIG. 4




FIG. 5

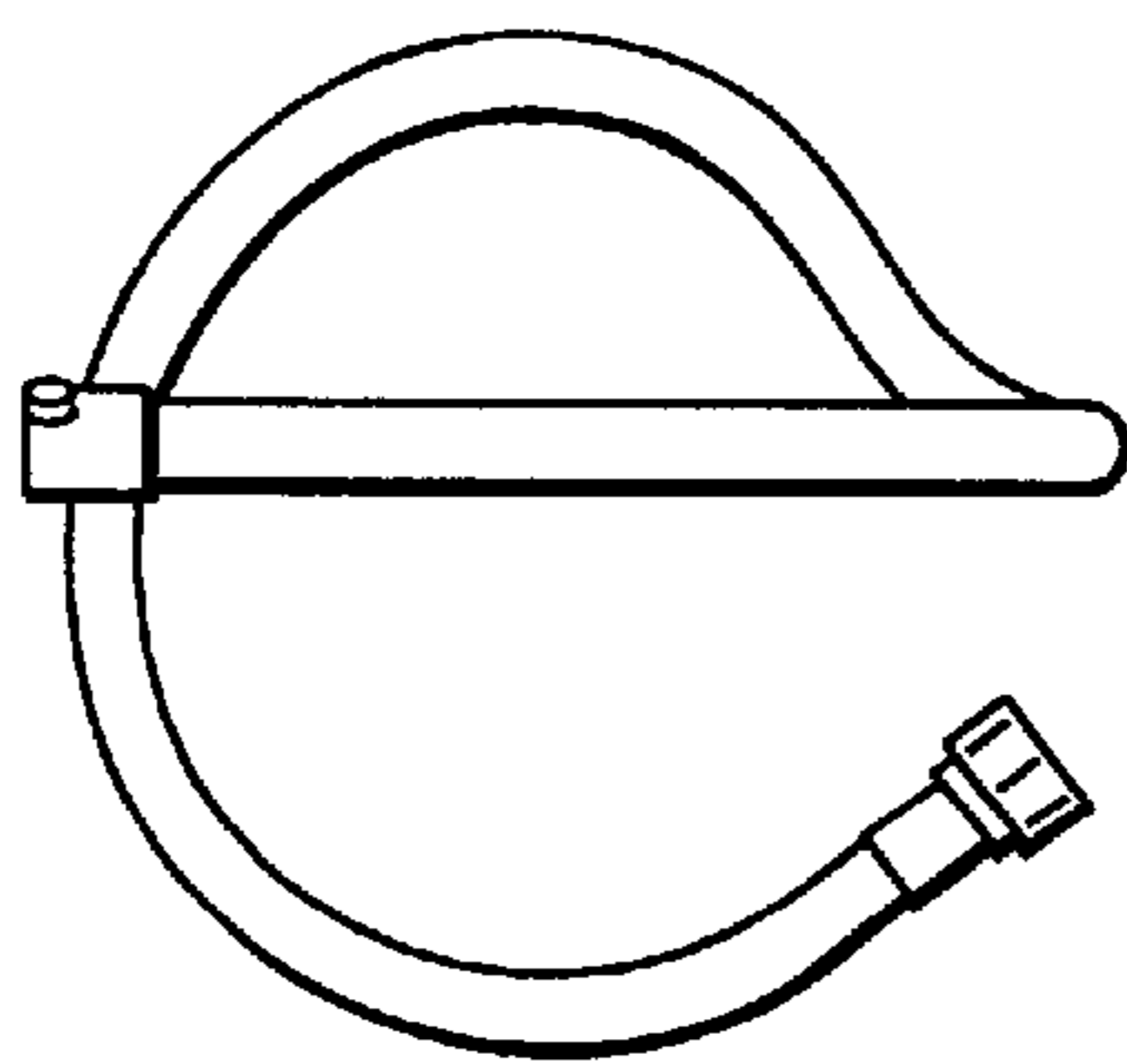


FIG. 6

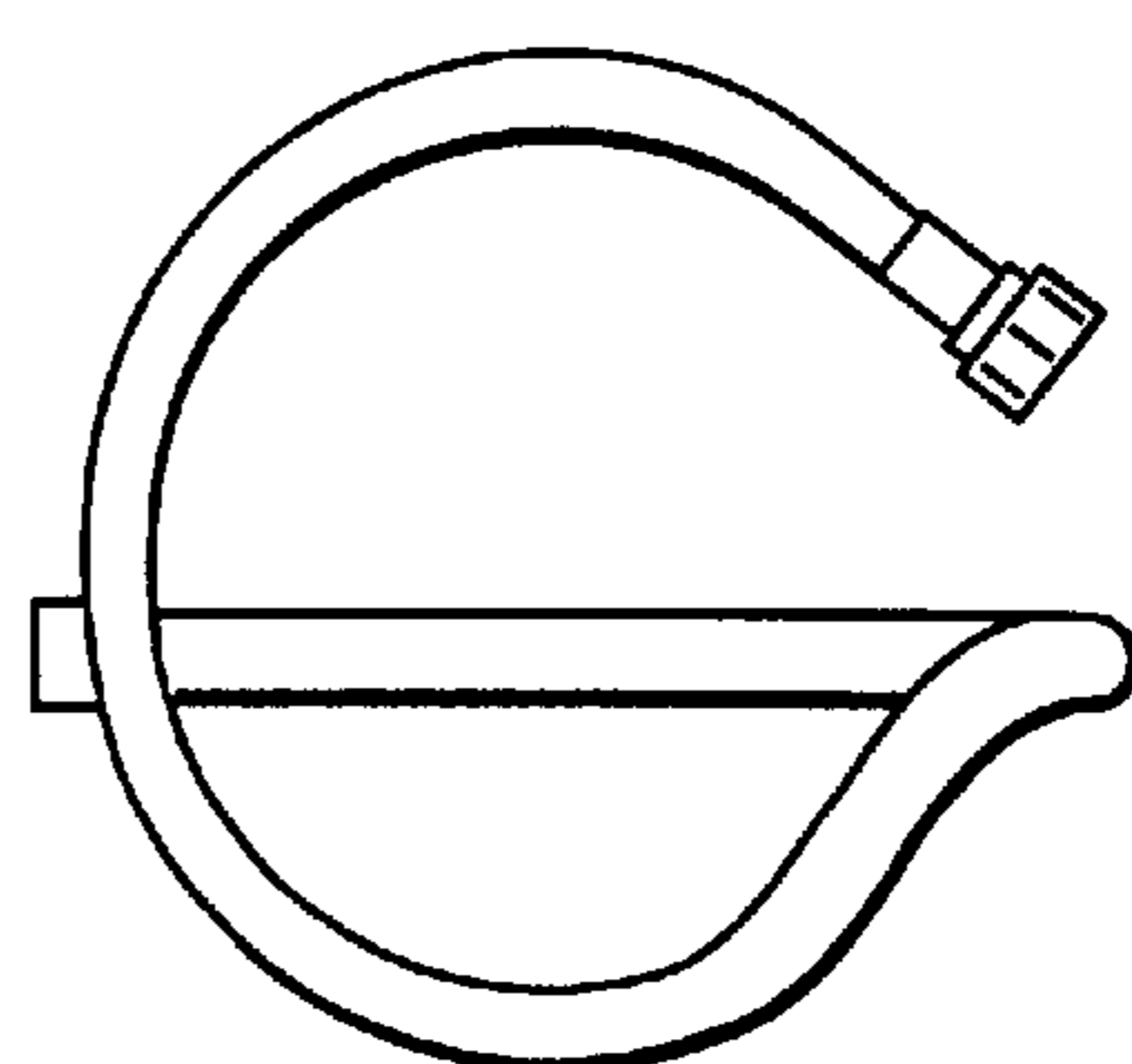


FIG. 7