



US00D399867S

United States Patent [19]

Hsieh

[11] **Patent Number: Des. 399,867**

[45] **Date of Patent: **Oct. 20, 1998**

[54] **LOCK FOR A CYMBAL SUPPORT**

5,388,495 2/1995 Atsumi 84/422.3

[76] Inventor: **Wu-Hong Hsieh**, No. 46, Lane 59,
Chungcheng Rd., Luchou Hsiang, Taipei
Hsien, Taiwan

Primary Examiner—Philip S. Hyder
Assistant Examiner—Adir Aronovich
Attorney, Agent, or Firm—Bacon & Thomas

[**] Term: **14 Years**

[57] **CLAIM**

[21] Appl. No.: **65,247**

The ornamental design for a lock for a cymbal support, as shown.

[22] Filed: **Jan. 28, 1997**

DESCRIPTION

[51] **LOC (6) Cl.** **17-04**

[52] **U.S. Cl.** **D17/22; D6/455**

[58] **Field of Search** D6/455, 462; D17/20,
D17/22, 99; 84/402, 422.3; 248/443

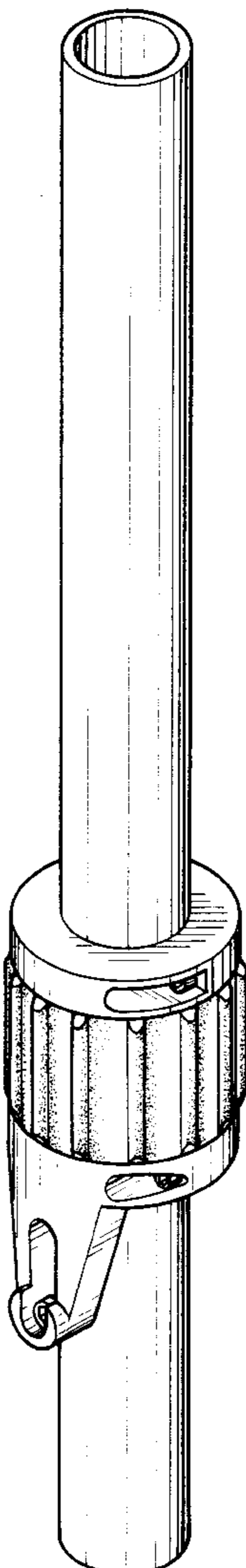
FIG. 1 is a front elevational view of a lock for a cymbal support showing my new design;
FIG. 2 is a left side elevational view thereof;
FIG. 3 is a right side elevational view thereof;
FIG. 4 is a top plan view thereof;
FIG. 5 is a bottom plan view thereof;
FIG. 6 is a rear elevational view thereof; and,
FIG. 7 is a perspective view from the front, top and right side thereof.

[56] **References Cited**

U.S. PATENT DOCUMENTS

- D. 338,484 8/1993 Richfield D17/22
- D. 365,358 12/1995 Klein D17/22
- 4,667,562 5/1987 Lee 84/422.3

1 Claim, 6 Drawing Sheets



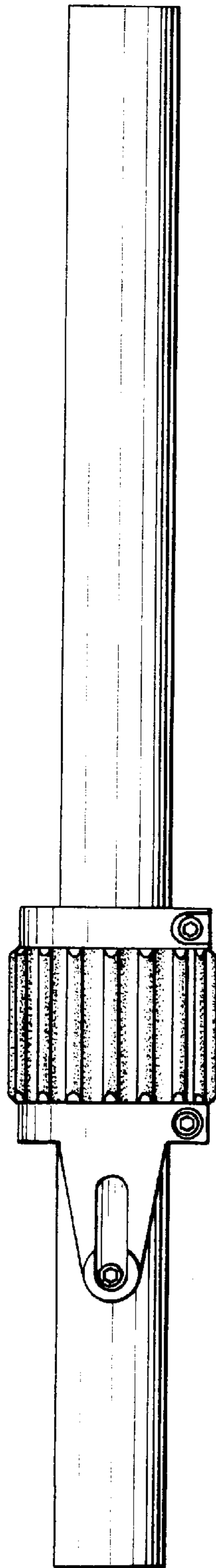


FIG. 1




FIG.2

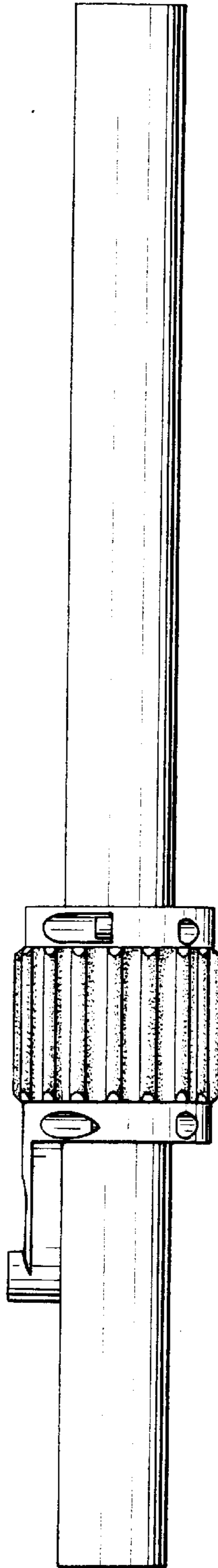


FIG. 3

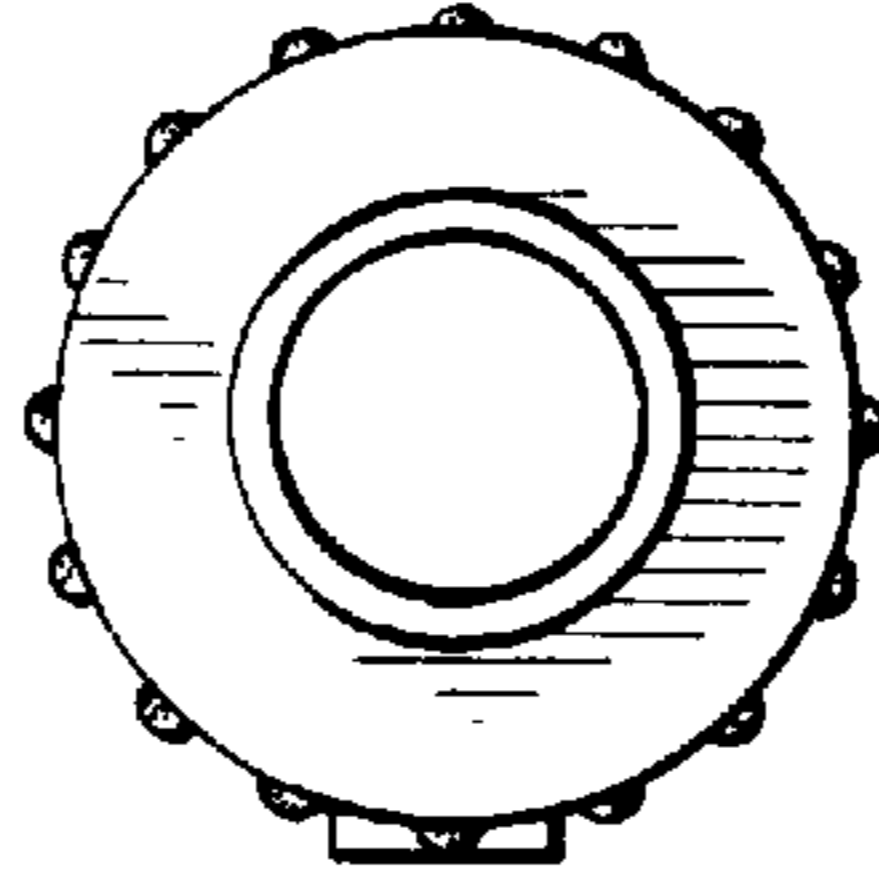


FIG. 4

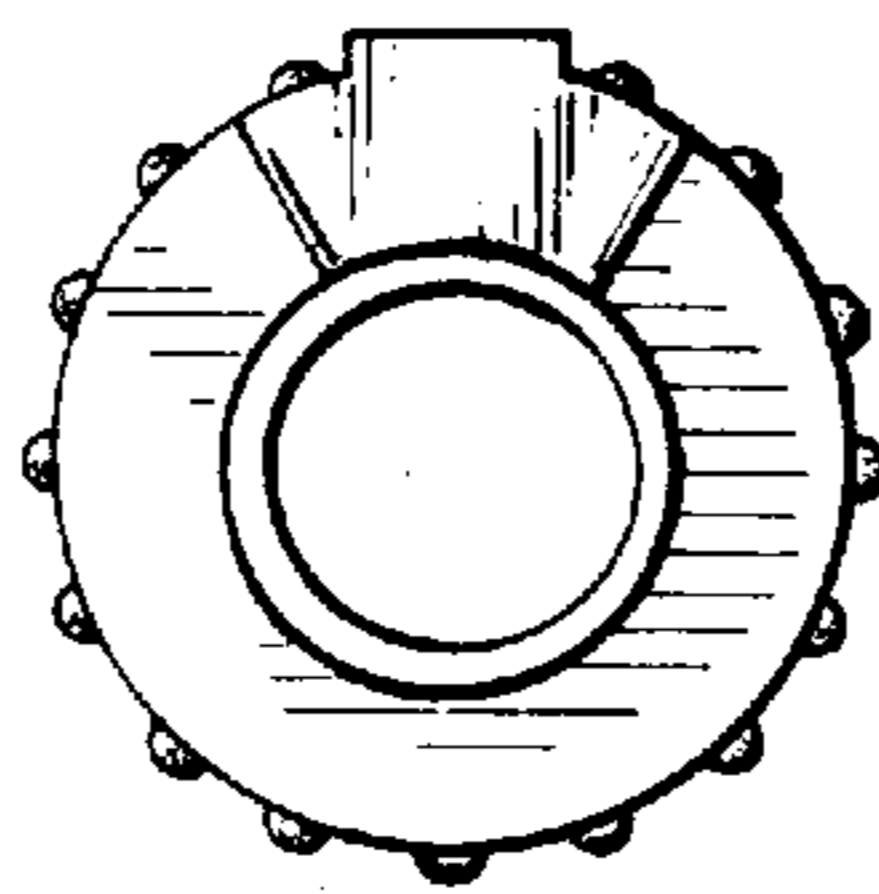


FIG. 5

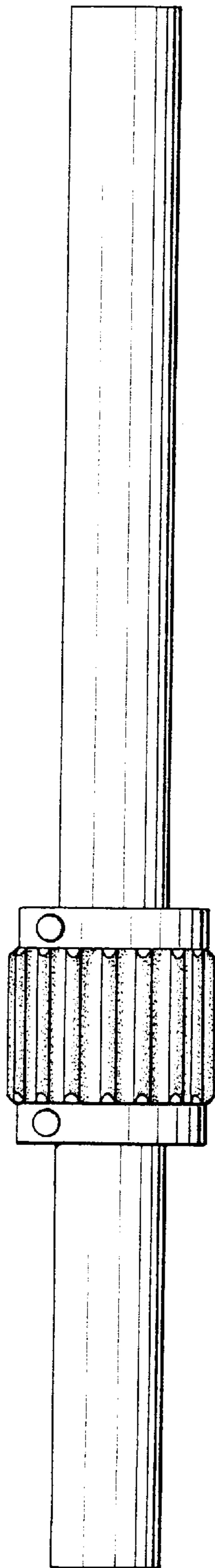


FIG.6

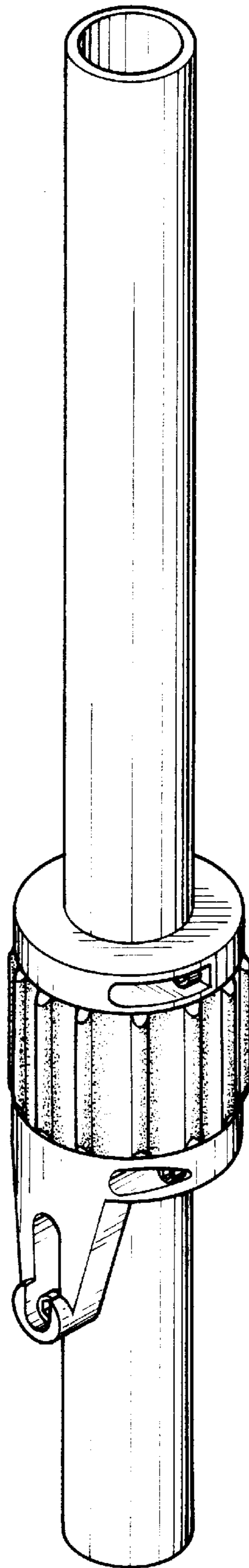


FIG. 7