



US00D399866S

United States Patent [19] Yee

[11] Patent Number: Des. 399,866

[45] Date of Patent: **Oct. 20, 1998

[54] EYEGLASS COMPONENT

[75] Inventor: Peter Yee, Irvine, Calif.

[73] Assignee: Oakley, Inc., Foothill Ranch, Calif.

[**] Term: 14 Years

[21] Appl. No.: 75,379

[22] Filed: Aug. 12, 1997

Related U.S. Application Data

[62] Division of Ser. No. 55,504, Jun. 6, 1996, Pat. No. Des. 384,364.

[51] LOC (6) Cl. 16-06

[52] U.S. Cl. D16/330

[58] Field of Search D16/100, 300, D16/306, 304, 309, 311-317, 319, 325-330, 335; 351/41, 44, 51-52, 103, 105, 106, 109, 111, 118, 119, 124; 2/447, 448

[56] References Cited

U.S. PATENT DOCUMENTS

- D. 145,288 7/1946 Di Cicco .
- D. 202,130 8/1965 Mitchell D16/326
- D. 204,417 4/1966 Shindler D16/326
- D. 322,975 1/1992 Bolle .
- D. 323,333 1/1992 Jannard et al. D16/314
- D. 323,665 2/1992 Simioni D16/314
- D. 324,394 3/1992 Jannard .
- D. 324,528 3/1992 Jannard .
- D. 325,040 3/1992 Jannard .
- D. 328,468 8/1992 Jannard .
- D. 329,445 9/1992 Jannard .
- D. 330,035 10/1992 Jannard .
- D. 330,716 11/1992 Jannard .
- D. 330,903 11/1992 Jannard .
- D. 331,587 12/1992 Jannard et al. .
- D. 331,763 12/1992 Jannard .
- D. 333,145 2/1993 Jannard .
- D. 334,389 3/1993 Bolle D16/314
- D. 335,887 5/1993 Jannard .
- D. 344,742 3/1994 Jannard D16/314
- D. 354,501 1/1995 Jannard D16/314
- D. 369,375 4/1996 Jannard et al. .

- D. 371,383 7/1996 Goldman D16/327
- 2,388,687 11/1945 Hammon .
- 3,531,189 9/1970 Petito .
- 3,689,136 9/1972 Atamian .
- 4,730,915 3/1988 Jannard 351/44
- 5,208,614 5/1993 Jannard .
- 5,249,001 9/1993 Jannard .
- 5,412,438 5/1995 Bolle 351/44

OTHER PUBLICATIONS

Oakley Blades, Mud Pack System, Razor Blades and Eye-shade System Advertisement, *American Bicyclist & Motorcyclist*, p. 40, Mar. 1988.

"For Your Eyes Only . . ." Advertisement, *Runner's World*, p. 46, Jul. 1990.

Oakley Frogskins, Blades and Mumbos Product Brochure, 1990.

Various Sunglasses, Advertisement, *Surfing Magazine*, Aug. 1993.

Primary Examiner—Raphael Barkai

Attorney, Agent, or Firm—Knobbe, Martens, Olson & Bear, LLP

[57] CLAIM

The ornamental design for eyeglass component, as shown and described.

DESCRIPTION

FIG. 1 is a front perspective view of the eyeglass component of the present invention;

FIG. 2 is a front elevational view of the eyeglass component of FIG. 1;

FIG. 3 is a rear elevational view of the eyeglass component of FIG. 1;

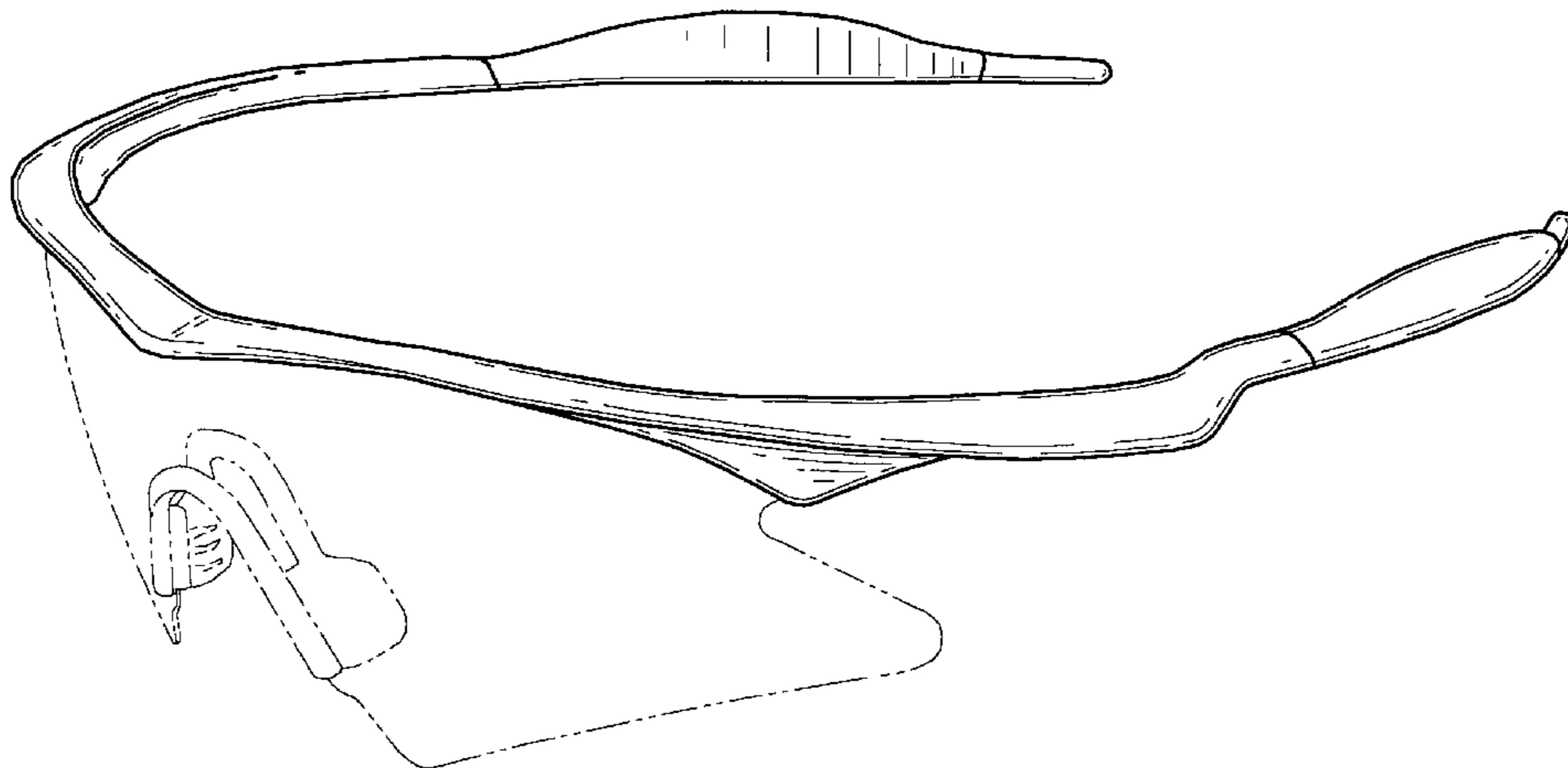
FIG. 4 is a right-side elevational view of the eyeglass component of FIG. 1, the left-side elevational view being a mirror image thereof;

FIG. 5 is a top plan view of the eyeglass component of FIG. 1; and,

FIG. 6 is a bottom plan view of the eyeglass component of FIG. 1.

The broken lines shown in FIG. 1 are for illustrative purposes only and form no part of the claimed design.

1 Claim, 4 Drawing Sheets



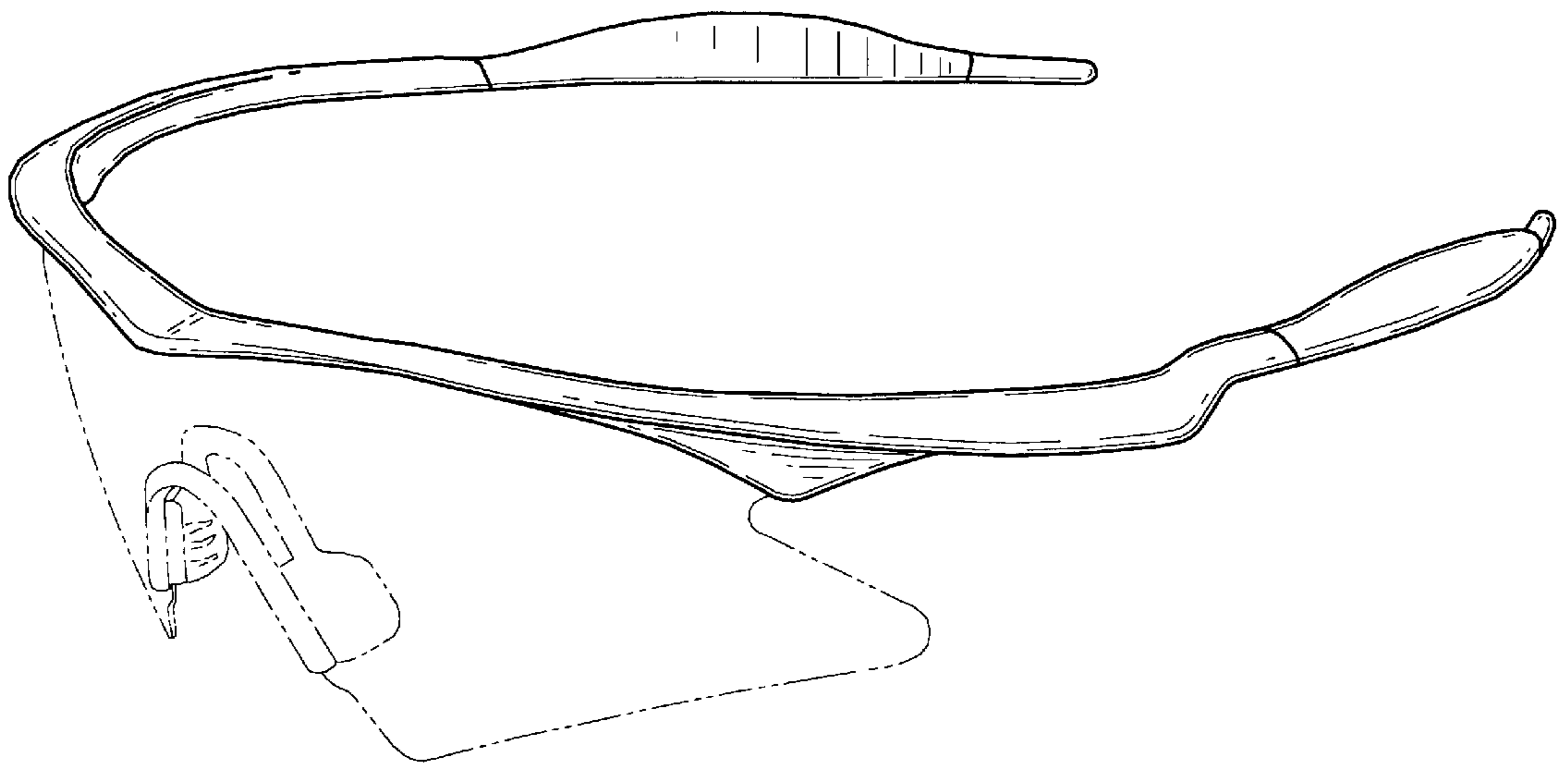


FIG. 1

FIG. 2



FIG. 3



FIG. 4

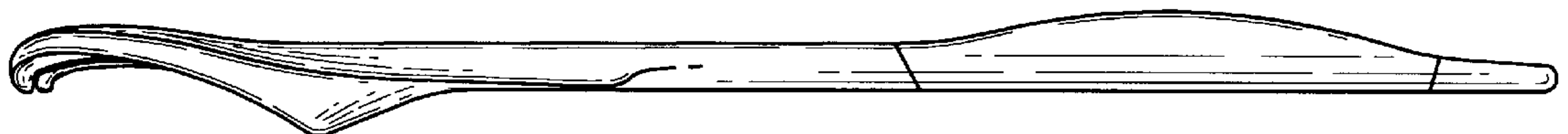


FIG. 5




FIG. 6

