



US00D399852S

# United States Patent [19]

Lauder et al.

[11] Patent Number: **Des. 399,852**

[45] Date of Patent: **\*\*Oct. 20, 1998**

[54] **RIBBED WEAR PLATE FOR A RIPPER PLOW**

5,016,365 5/1991 Robinson ..... 37/453

[75] Inventors: **Brian L. Lauder**, Tulsa; **Charles Clendenning**, Broken Arrow, both of Okla.

*Primary Examiner*—Sandra L. Morris  
*Attorney, Agent, or Firm*—John W. Harbst

[73] Assignee: **H&L Tooth Company**, Tulsa, Okla.

[57] **CLAIM**

[\*\*] Term: **14 Years**

The ornamental design for a ribbed wear plate for a ripper plow, as shown and described.

[21] Appl. No.: **75,655**

**DESCRIPTION**

[22] Filed: **Sep. 3, 1997**

FIG. 1 is a front, right side perspective view of a ribbed wear plate for a ripper plow showing on their design;  
FIG. 2 is a left side elevational view thereof;  
FIG. 3 is a front elevational view thereof;  
FIG. 4 is a rear elevational view thereof;  
FIG. 5 is a top plan view thereof;  
FIG. 6 is a bottom plan view thereof;  
FIG. 7 is a sectional view taken along lines 7—7 of FIG. 2;  
FIG. 8 is a sectional view taken along lines 8—8 of FIG. 2; and,  
FIG. 9 is a sectional view taken along lines 9—9 of FIG. 2. The broken line showing of an opening toward a lower end of the wear plate is for illustrative purposes only, and forms no part of the claimed design.

[51] **LOC (6) Cl.** ..... **15-03**

[52] **U.S. Cl.** ..... **D15/11; D15/28**

[58] **Field of Search** ..... **D15/10, 28, 29; 37/452, 453; 172/699, 700, 719**

[56] **References Cited**

**U.S. PATENT DOCUMENTS**

D. 250,713	1/1979	Korpi	.....	D15/28
D. 273,085	3/1984	Wetmore	.....	D15/28
3,085,635	4/1963	Livermore	.....	37/452
4,129,934	12/1978	Gettman	.....	37/453

**1 Claim, 3 Drawing Sheets**



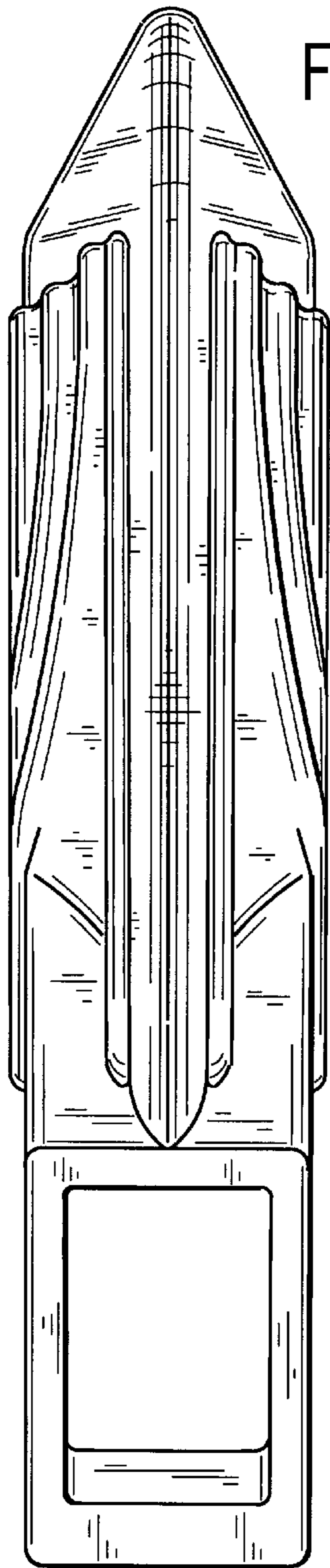


FIG. 3



FIG. 1




FIG. 5

FIG. 2

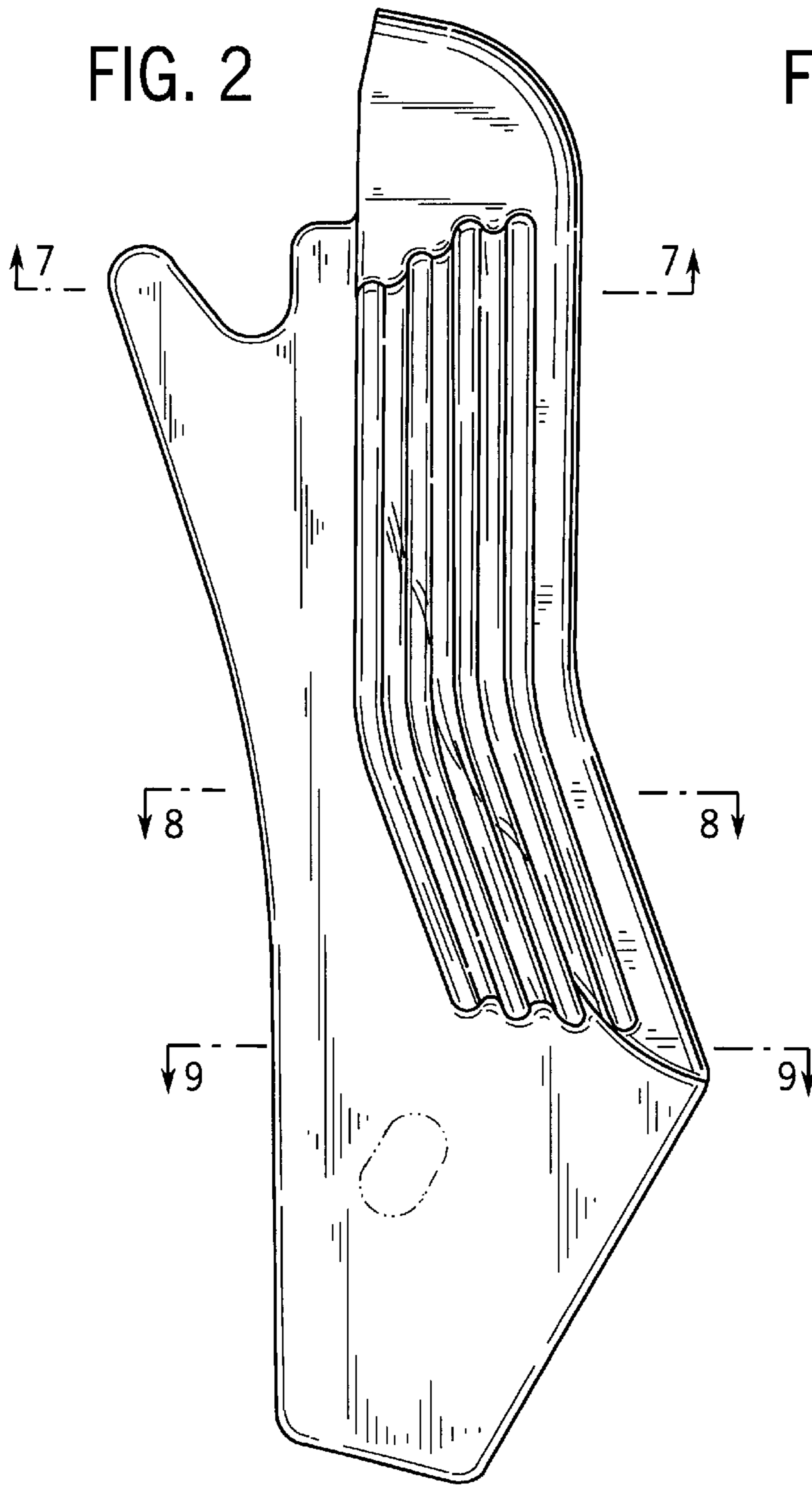


FIG. 4

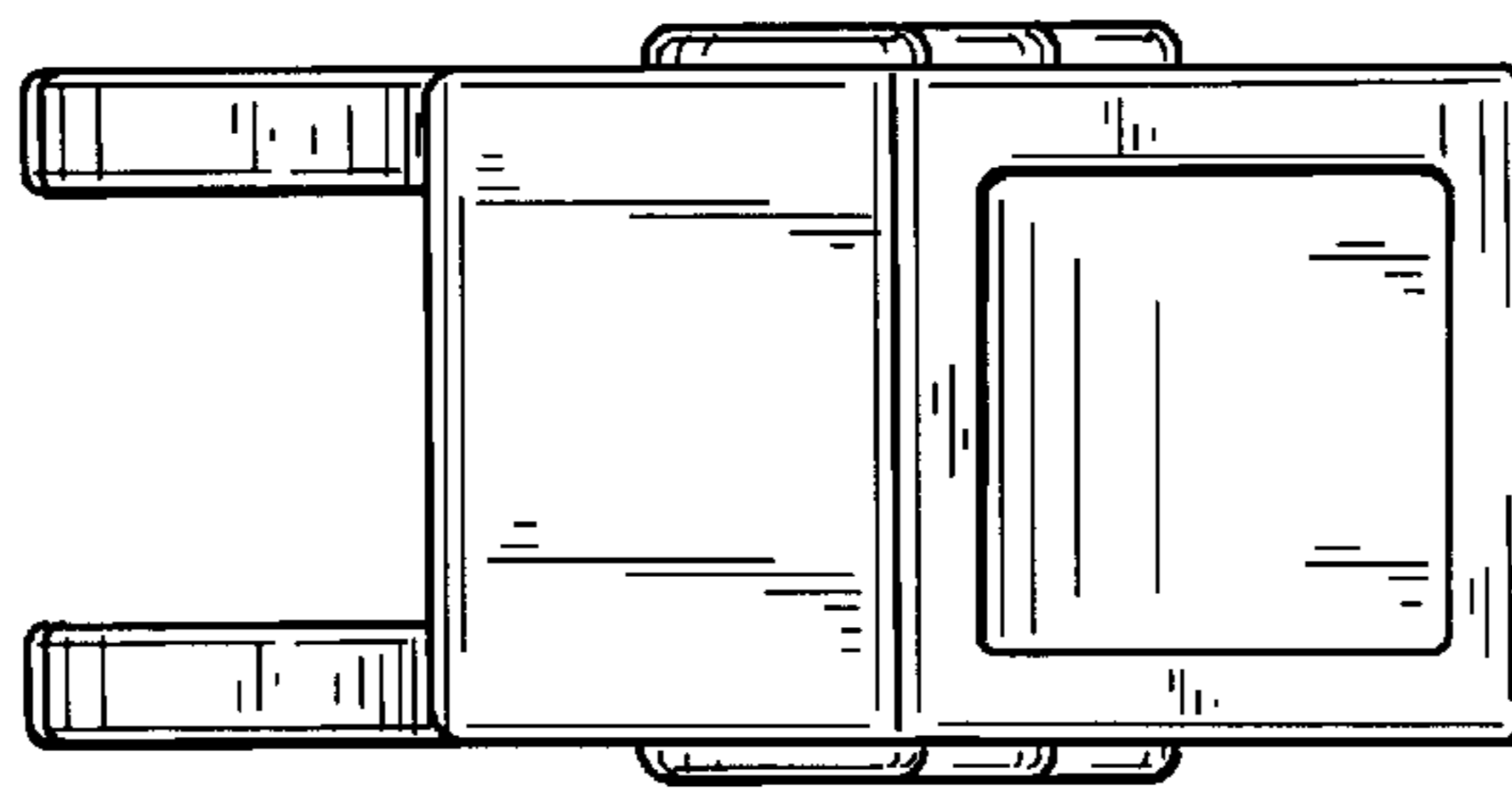
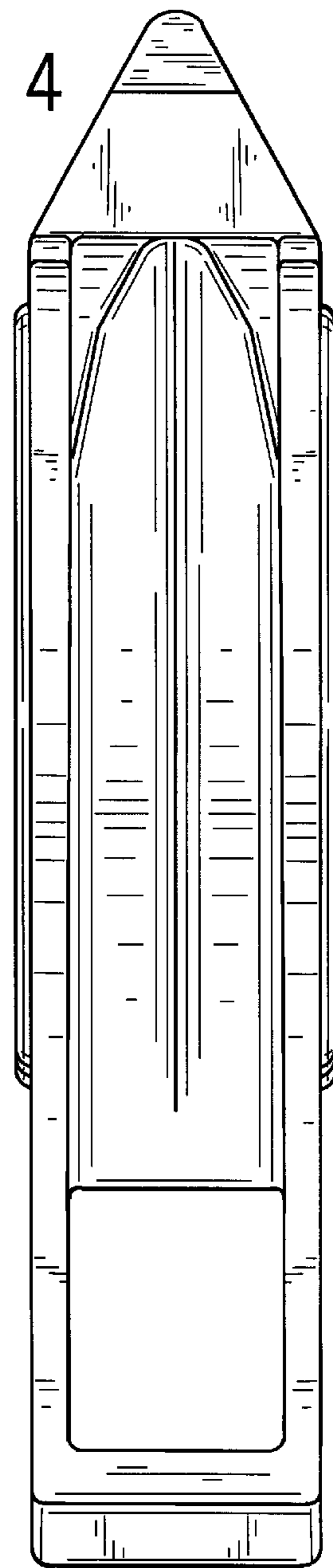


FIG. 6

