



US00D399844S

United States Patent [19]

Scheid et al.

[11] **Patent Number: Des. 399,844**

[45] **Date of Patent: **Oct. 20, 1998**

[54] **SELECTIVE CALL RECEIVER HOUSING**

[75] Inventors: **William Joseph Scheid**, Coral Springs;
Paul Anthony Disalvo, Lake Worth,
both of Fla.

[73] Assignee: **Motorola, Inc.**, Schaumburg, Ill.

[**] Term: **14 Years**

[21] Appl. No.: **85,777**

[22] Filed: **Mar. 30, 1998**

[51] **LOC (6) Cl. 14-03**

[52] **U.S. Cl. D14/191**

[58] **Field of Search** D14/124, 188,
D14/191, 192, 299; 340/311.1; 455/38.1,
38.4, 90, 92, 100, 128, 344

[56] **References Cited**

U.S. PATENT DOCUMENTS

D. 373,768	9/1996	Hon et al.	D14/191
D. 375,498	11/1996	Scheid et al.	D14/191
D. 382,558	8/1997	Flick	D14/191
D. 385,565	10/1997	Khoo	D14/191
D. 388,059	12/1997	Halstead et al.	D14/191
D. 388,090	12/1997	Khoo	D14/191

Primary Examiner—Terry A. Wallace
Assistant Examiner—Nanda Bondade
Attorney, Agent, or Firm—Pablo Meles

[57] **CLAIM**

The ornamental design for a selective call receiver housing, as shown and described.

DESCRIPTION

FIG. 1 is a front elevational view of the preferred embodiment of a selective call receiver housing showing our new design;

FIG. 2 is a bottom view thereof;

FIG. 3 is a rear view thereof;

FIG. 4 is a right side view thereof;

FIG. 5 is a left side view thereof;

FIG. 6 is a top view thereof;

FIG. 7 is a right, front and bottom side perspective view thereof;

FIG. 8 is a front elevational view of a second embodiment of FIG. 1;

FIG. 9 is a bottom view of the design shown in FIG. 8;

FIG. 10 is a rear view of the design shown in FIG. 8;


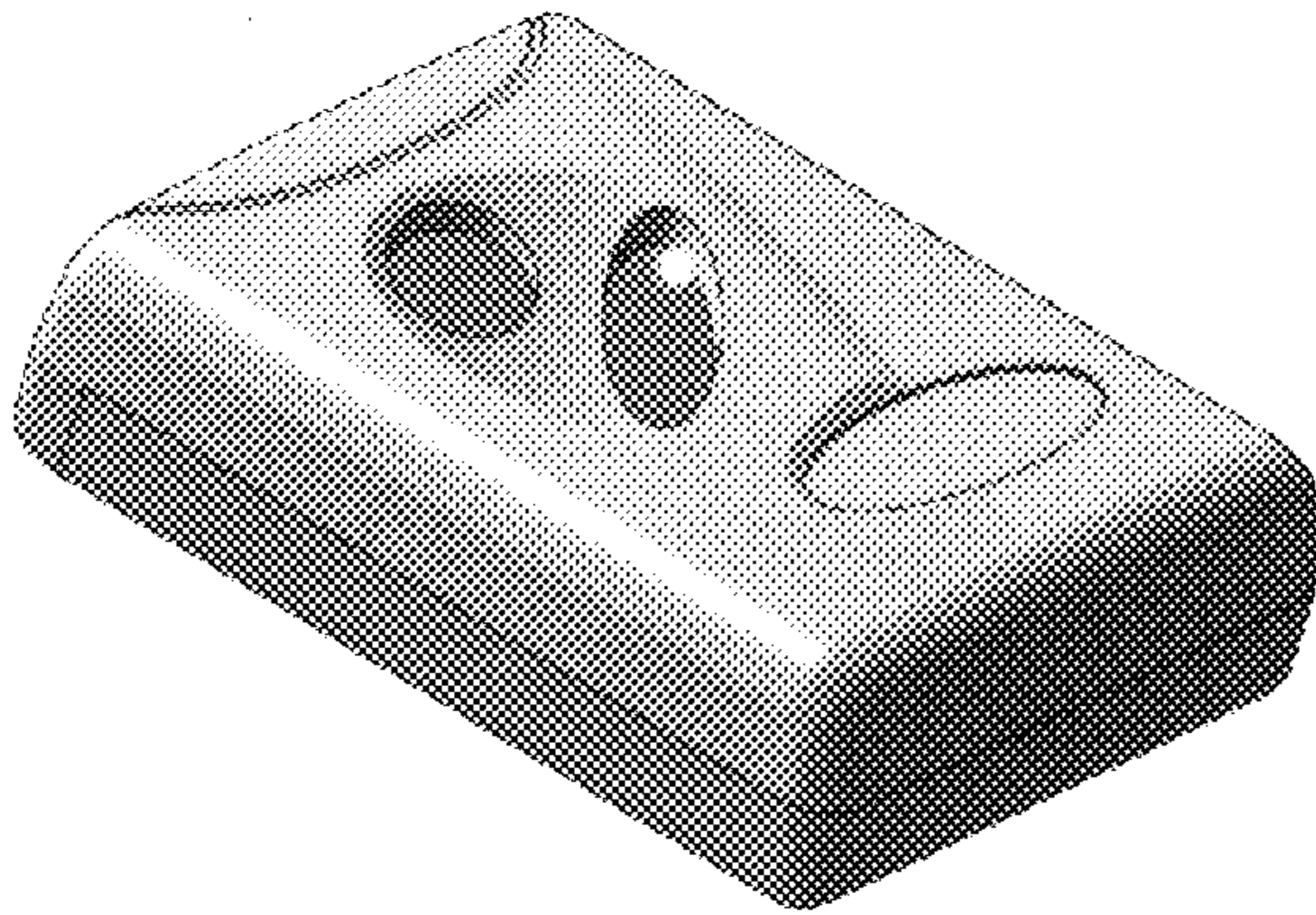
FIG. 11 is a right side view of the design shown in FIG. 8;

FIG. 12 is a left side view of the design shown in FIG. 8;

FIG. 13 is a top view of the design shown in FIG. 8; and,

FIG. 14 is a right, front and bottom side perspective view of the design shown in FIG. 8.

1 Claim, 6 Drawing Sheets






FIG. 1



FIG. 2




FIG. 3




FIG. 4




FIG. 5




FIG. 6



FIG. 7

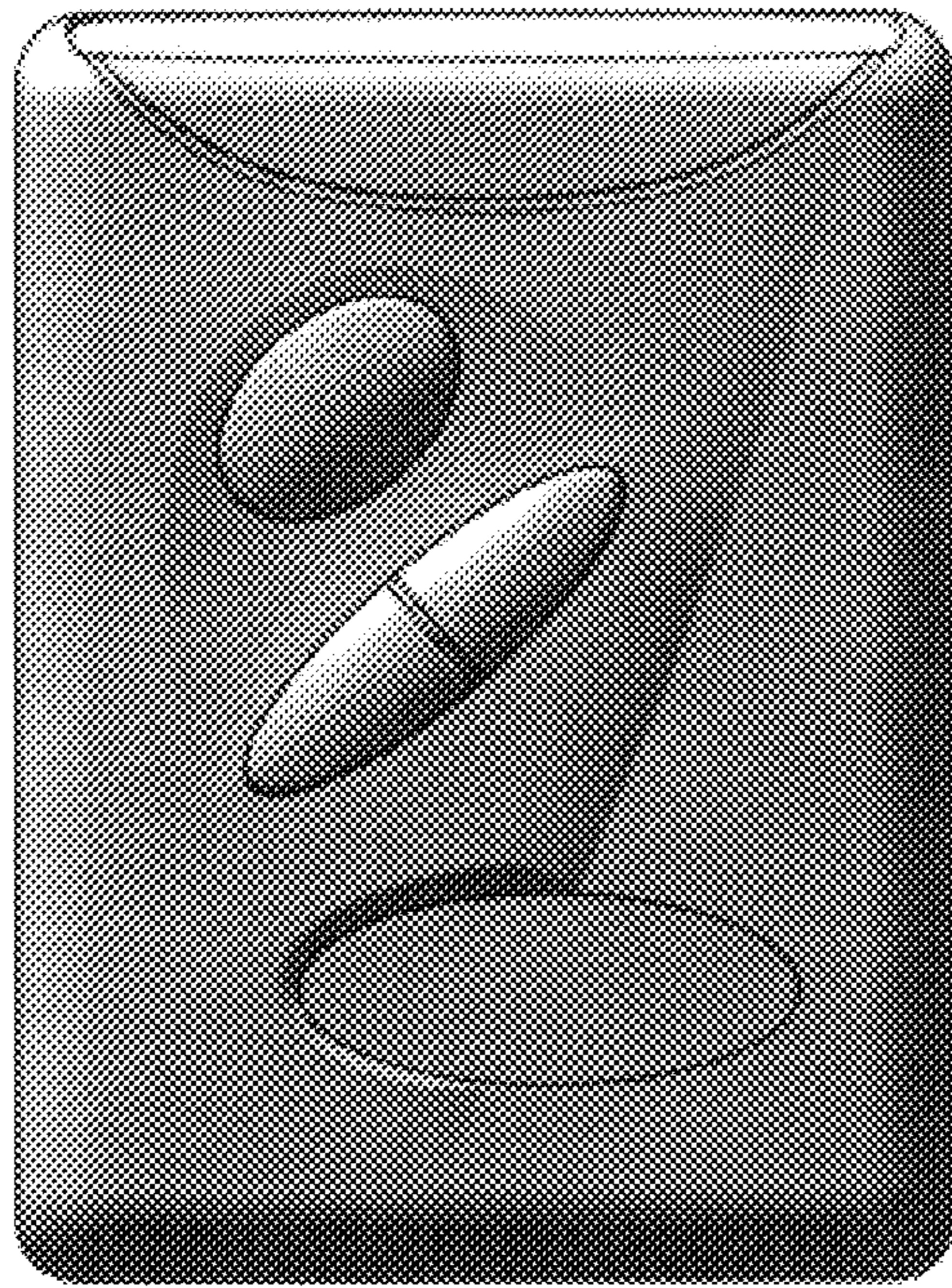


FIG. 8



FIG. 9




FIG. 10




FIG. 11




FIG. 12




FIG. 13



FIG. 14