



US00D399841S

United States Patent [19] Burke

[11] **Patent Number: Des. 399,841**

[45] **Date of Patent: **Oct. 20, 1998**

[54] **STORAGE MODULE FOR A VIDEO EDITING SYSTEM**

D. 364,149 11/1995 Alfonso D14/102
D. 370,211 5/1996 Lee D14/102
D. 377,482 1/1997 Geck D14/109

[75] Inventor: **Jonathan C. Burke**, Corte Madera, Calif.

Primary Examiner—Ted Shooman
Assistant Examiner—Richelle Shelton
Attorney, Agent, or Firm—Limbach & Limbach L.L.P.

[73] Assignee: **Scitex Digital Video, Inc.**, Redwood City, Calif.

[**] Term: **14 Years**

[57] **CLAIM**

I claim the ornamental design for a storage module for a video editing system, as shown and described.

[21] Appl. No.: **52,815**

DESCRIPTION

[22] Filed: **Apr. 9, 1996**

[51] **LOC (6) Cl.** **14-03**

[52] **U.S. Cl.** **D14/125; D14/107; D14/109; D14/239**

[58] **Field of Search** D14/124, 125, D14/239, 102, 107, 109, 217; 386/52-64; 369/83; 360/13


FIG. 1 is a top, front and left side perspective view of a storage module for a video editing system showing my new design;
FIG. 2 is a left side elevational view thereof, the right side elevational view being a mirror image with exception of the showing of the three indentations from the front right face;
FIG. 3 is an enlarged elevational view thereof;
FIG. 4 is an enlarged elevational view thereof;
FIG. 5 is top plan view thereof; and,
FIG. 6 is a bottom plan view thereof.

[56] **References Cited**

U.S. PATENT DOCUMENTS

D. 355,195 2/1995 Burke D14/217

1 Claim, 4 Drawing Sheets






FIG. 1

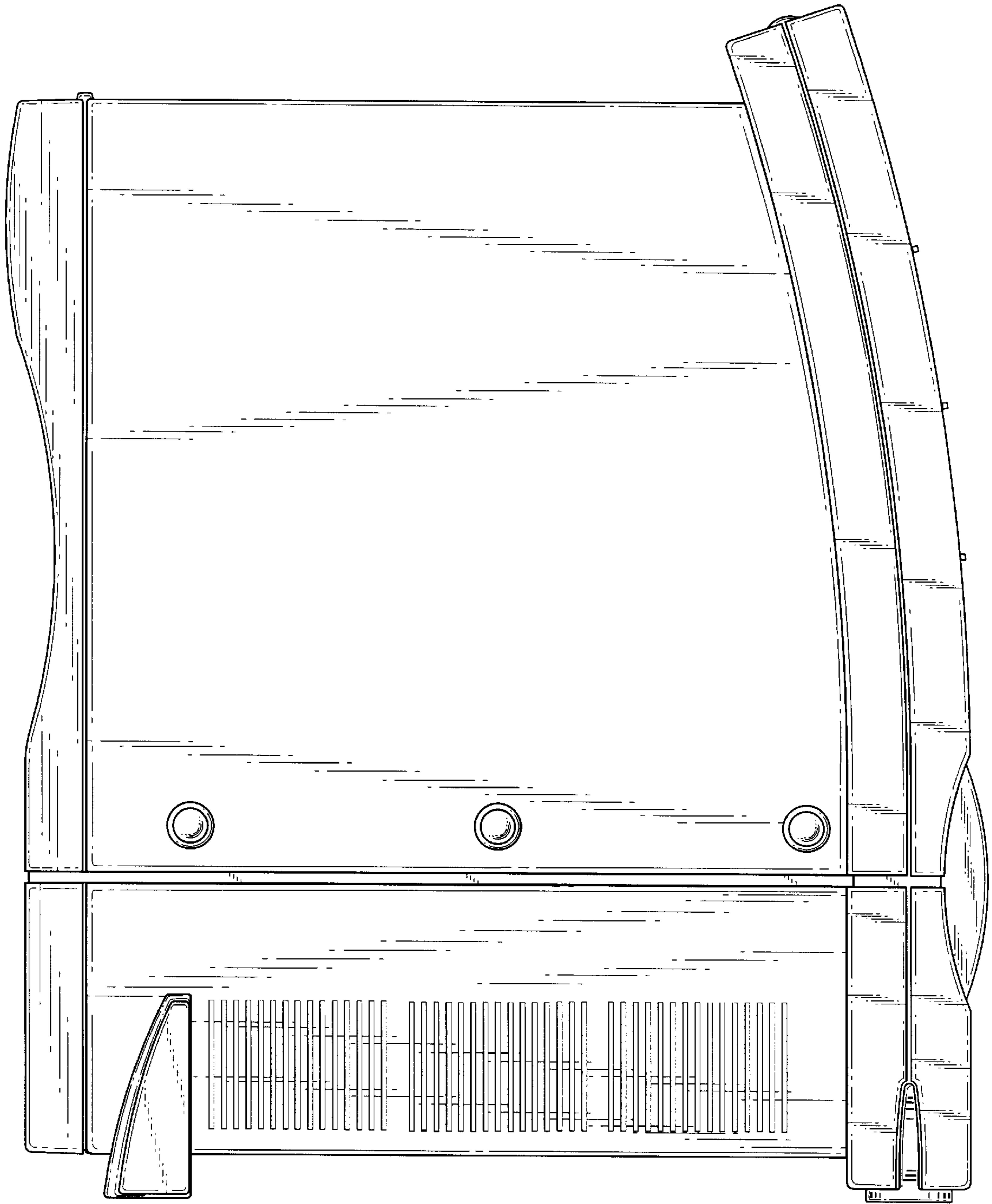


FIG. 2




FIG. 3

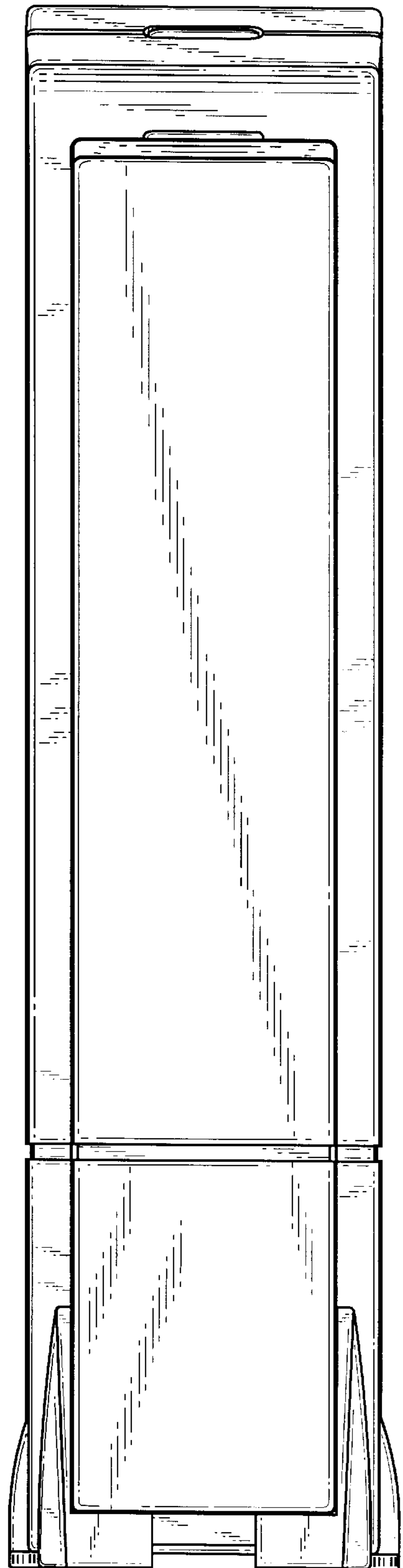


FIG. 4

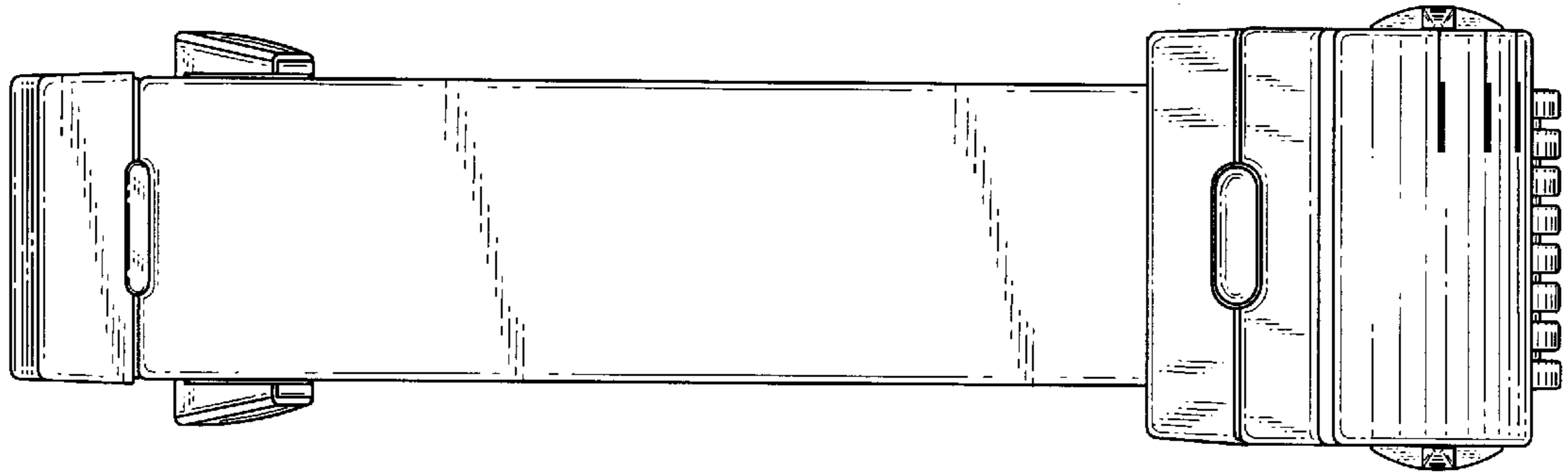


FIG. 5

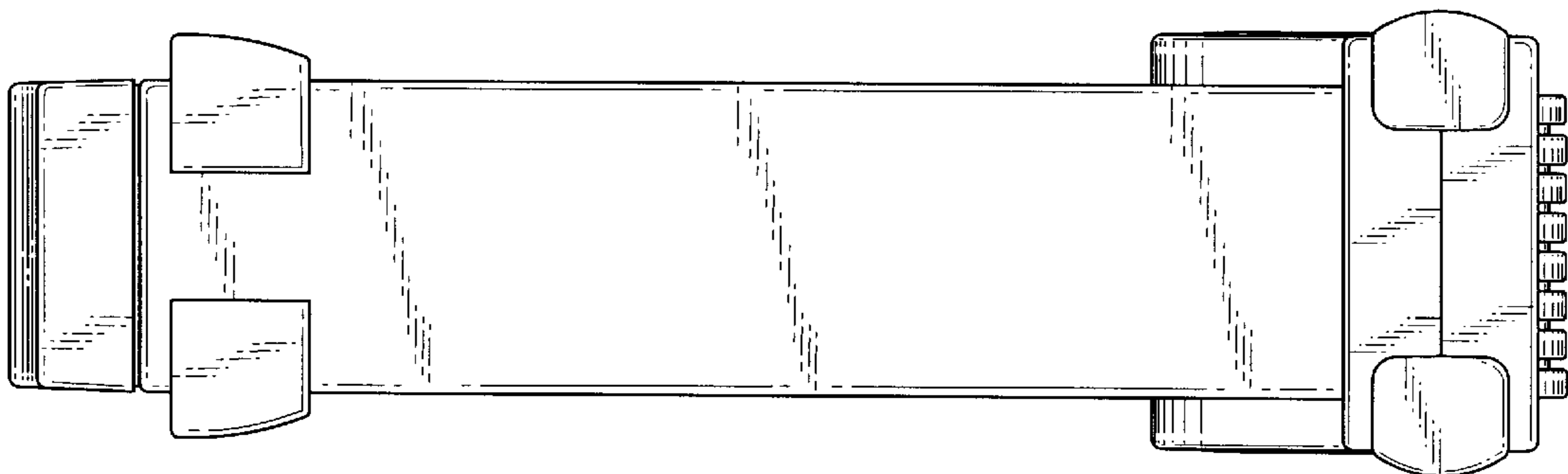


FIG. 6