



US00D399803S

United States Patent [19]

Hilmen

[11] **Patent Number: Des. 399,803**

[45] **Date of Patent: **Oct. 20, 1998**

[54] **BOAT TRAILER HITCH EXTENSION ADAPTER**

4,793,625 12/1988 Gerber 280/414.1
5,108,121 4/1992 Collis 280/414.1

[76] Inventor: **Dale A. Hilmen**, 160 Thorn St., Suite 4, San Diego, Calif. 92103-5691

Primary Examiner—James Gandy
Assistant Examiner—Stacia Sinuik
Attorney, Agent, or Firm—Henri J. A. Charmasson; John D. Buchaca

[**] Term: **14 Years**

[21] Appl. No.: **67,548**

[57] **CLAIM**

[22] Filed: **Mar. 11, 1997**

The ornamental design for a boat trailer hitch extension adapter, as shown and described.

[51] **LOC (6) Cl.** **12-16**

DESCRIPTION

[52] **U.S. Cl.** **D12/162**

[58] **Field of Search** D12/162; 200/417.1, 200/423.1, 424, 511, 493, 494, 495, 491.2, 491.3, 414.1, 414.2, 479.2, 415.1, 432, 441.2, 504, 433

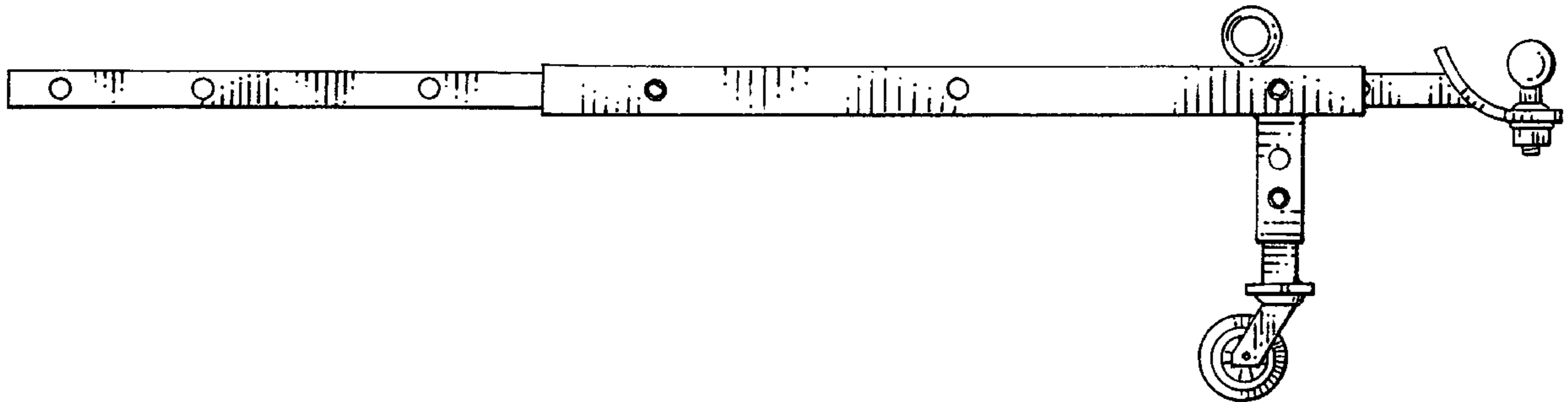
FIG. 1 is a front elevational view of a boat trailer hitch extension adapter showing my new design; FIG. 2 is a back elevational view thereof; FIG. 3 is a right side elevational view thereof, the left side elevational view being a mirror image; FIG. 4 is a top plan view thereof; FIG. 5 is a bottom plan view thereof; and, FIG. 6 is a left side view thereof mounted on a storage bracket attached to a boat trailer frame, said bracket and frame being partially shown in dotted lines. The broken line showing of environment is for illustrative purposes only and forms no part of the claimed design.

[56] **References Cited**

U.S. PATENT DOCUMENTS

D. 354,263	1/1995	Clark et al.	D12/162
D. 365,315	12/1995	Parker, Jr.	D12/162
D. 372,001	7/1996	Alford	D12/162 X
D. 384,316	9/1997	Freeman, Jr.	D12/162
2,877,025	3/1959	Jay	280/495
3,011,800	12/1961	Mitsuyasu	280/511 X

1 Claim, 1 Drawing Sheet



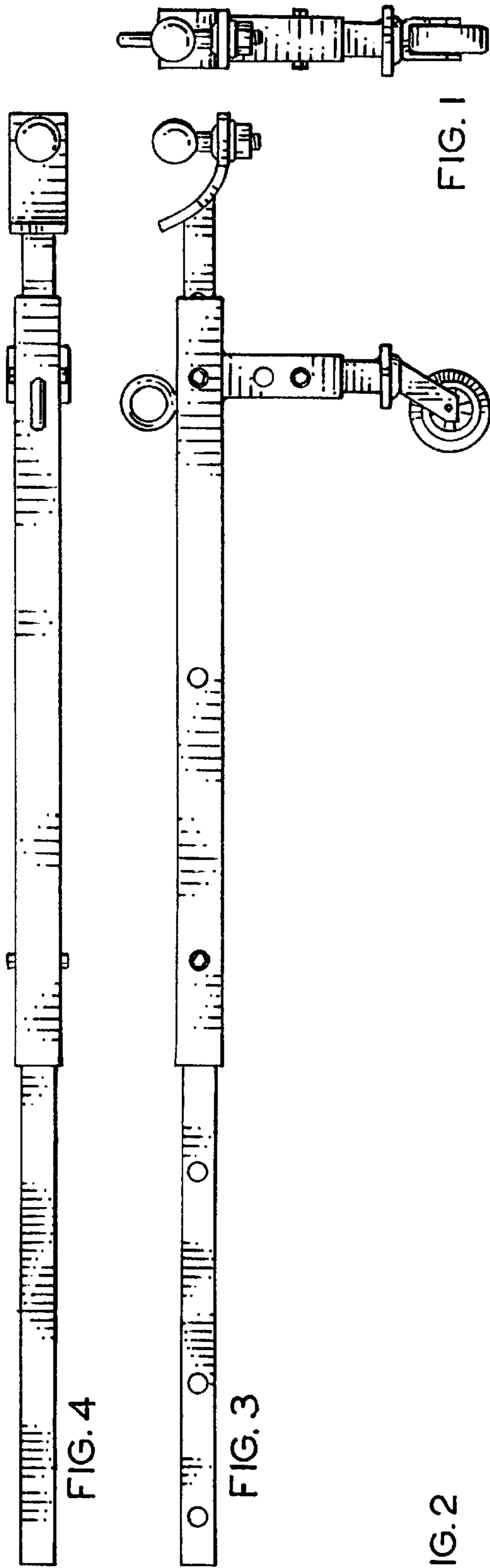


FIG. 3

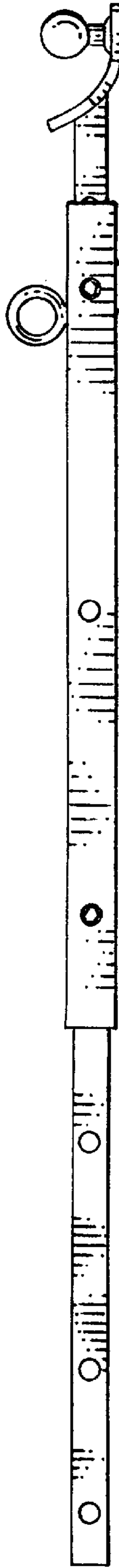


FIG. 4



FIG. 5

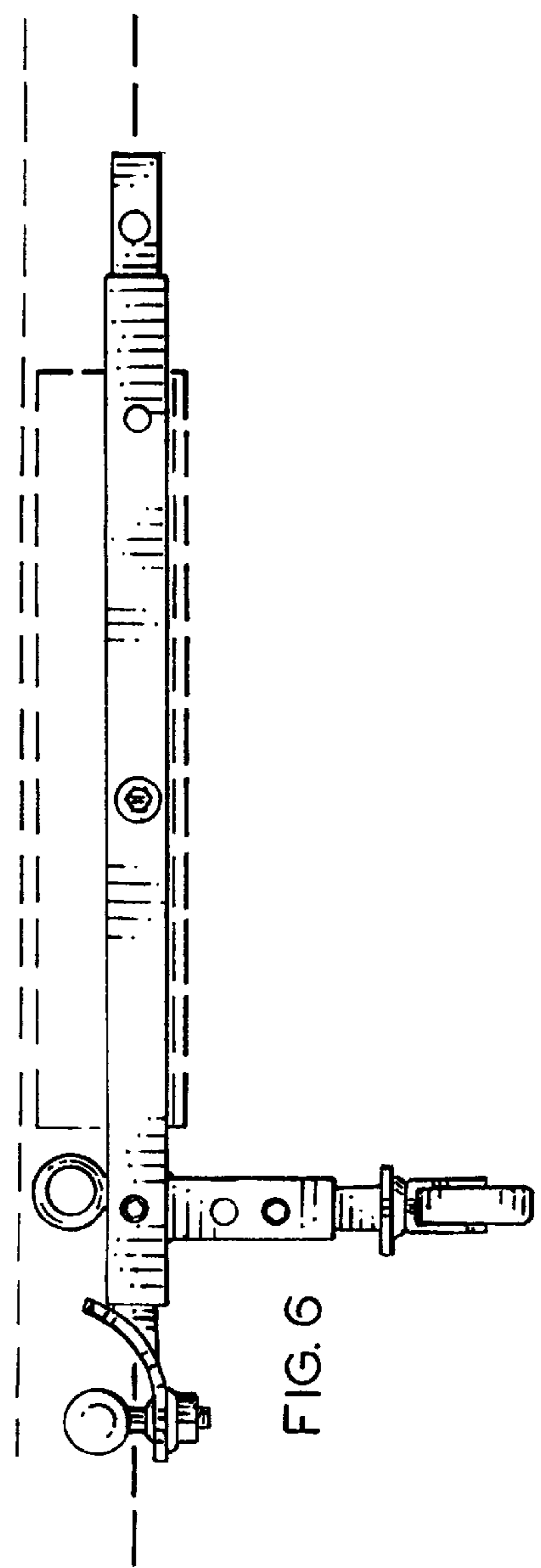


FIG. 6