



US00D399798S

United States Patent [19]

[11] **Patent Number: Des. 399,798**

Grosskopf et al.

[45] **Date of Patent: **Oct. 20, 1998**

[54] **TIRE TREAD**

[75] Inventors: **Paul Phillip Grosskopf**, Greenville, S.C.; **Jean-Jacques Motta**, Le Cendre, France

[73] Assignee: **Michelin Recherche et Technique S.A.**, Switzerland

[*] Notice: The term of this patent shall not extend beyond the expiration date of Pat. No. Des. 397,649.

[**] Term: **14 Years**

[21] Appl. No.: **59,596**

[22] Filed: **Sep. 13, 1996**

[51] **LOC (6) Cl. 12-15**

[52] **U.S. Cl. D12/147**

[58] **Field of Search D12/136, 138, D12/140-152; 152/209 A, 209 B, 209 D, 209 R**

Toyo T-451 Tire, 1995 Tread Design Guide, p. 179, Jan. 1995.

Co-Op Trail Climber Traction H-V Tire, 1996 Tread Design Guide, p. 85, Feb. 1996.

Dunlop Duralon Radial IV Plus Tire, 1995 Tread Design Guide, p. 23, Jan. 1995.

General XP2000 X4 Tire, 1995 Tread Design Guide, p. 29, Jan. 1995.

Multimile Grand Spirit Aqua Flow GTX Tires (Two Tires With Same Reversed Tread Pattern Shown), 1995 Tread Design Guide, p. 50, Jan. 1995.

Sumitomo HTR 50H and HTR 50Z Tires (Two Tires With Same Reversed Tread Pattern Shown), 1995 Tread Design Guide, p. 67, Jan. 1995.

Tread Design Guide 1990, p. 67, Star Centurion PSR.

Tread Design Guide 1990, p. 162, General Ameri *Lug.

Tread Design Guide 1995, p. 23, Dunlop SP Winter Sport M2.

Tread Design Guide 1995, p. 146, Kumho Power Fleet 936.

Tread Design Guide 1995, p. 209, Bridgestone TW40.

Primary Examiner—Robert M. Spear

Attorney, Agent, or Firm—Alan A. Csontos; Robert R. Reed

[56] **References Cited**

U.S. PATENT DOCUMENTS

D. 158,031	4/1950	Wilcox	152/209 D X
D. 265,187	6/1982	Raluy	D12/149
D. 274,232	6/1984	Kohno et al.	D12/146
D. 313,778	1/1991	Kobayashi et al.	D12/146
D. 381,943	8/1997	Ueda	D12/146

OTHER PUBLICATIONS

Eldorado Starfire Metric Radial Tire, 1995 Tread Design Guide, p. 24, Jan. 1995.

Cordovan Power King Premium All Steel Radial Drive Tire, 1995 Tread Design Guide, p. 129, Jan. 1995.

Bridgestone VMT V-Steel M-Traction Tire, 1995 Tread Design Guide, p. 168, Jan. 1995.

[57] **CLAIM**

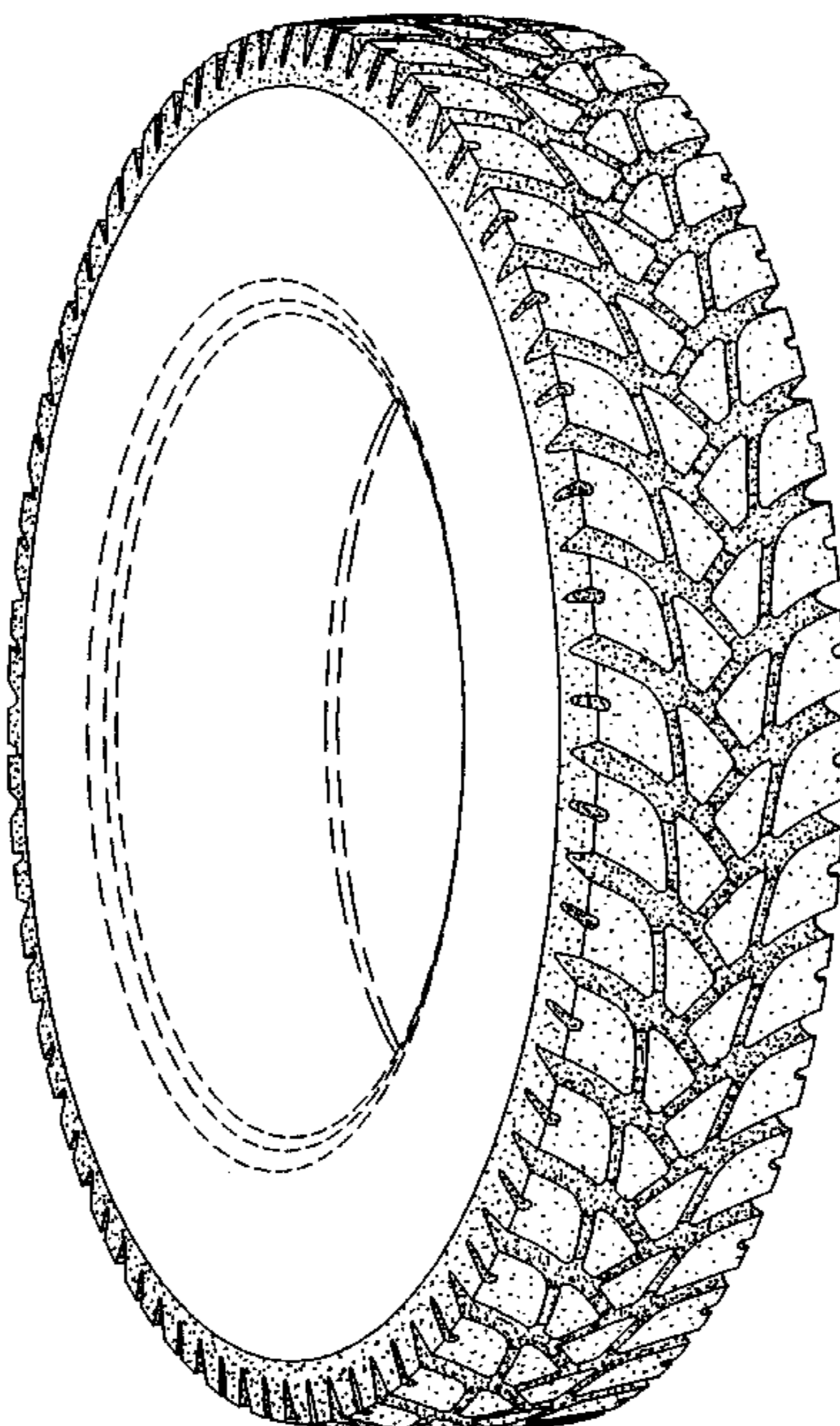
The ornamental design for a tire tread, as shown and described.

DESCRIPTION

FIG. 1 is a perspective view of a tire tread showing our new design, it being understood that the tread pattern is repeated throughout the circumference of the tire tread, the opposite side being a mirror image of that illustrated; and, FIG. 2 is an enlarged fragmentary view of the tread pattern of the tire tread of our design as shown in FIG. 1.

The broken line showing of a tire inner bead and sidewall is for illustrative purposes only and forms no part of the claimed design.

1 Claim, 2 Drawing Sheets



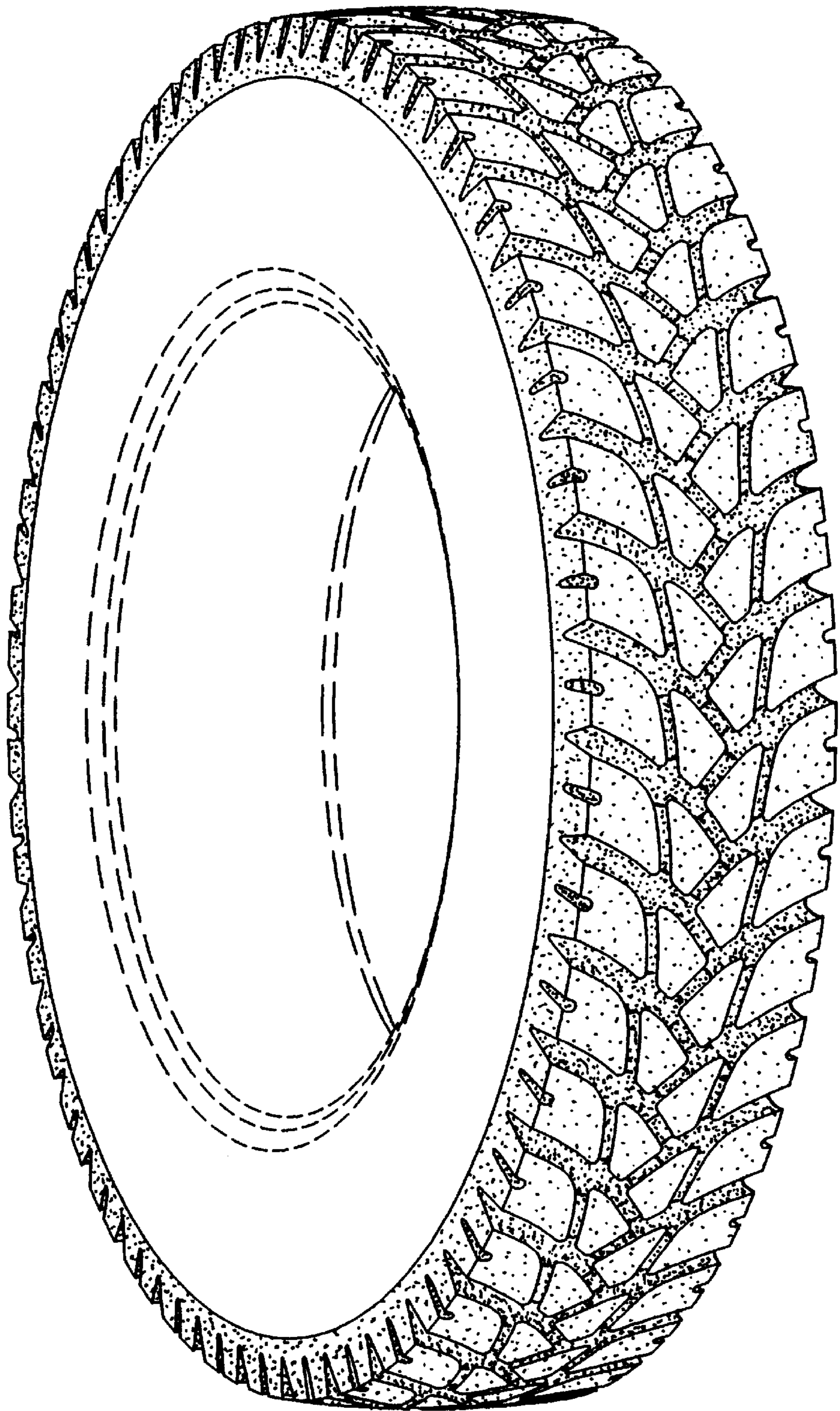


Fig. 1

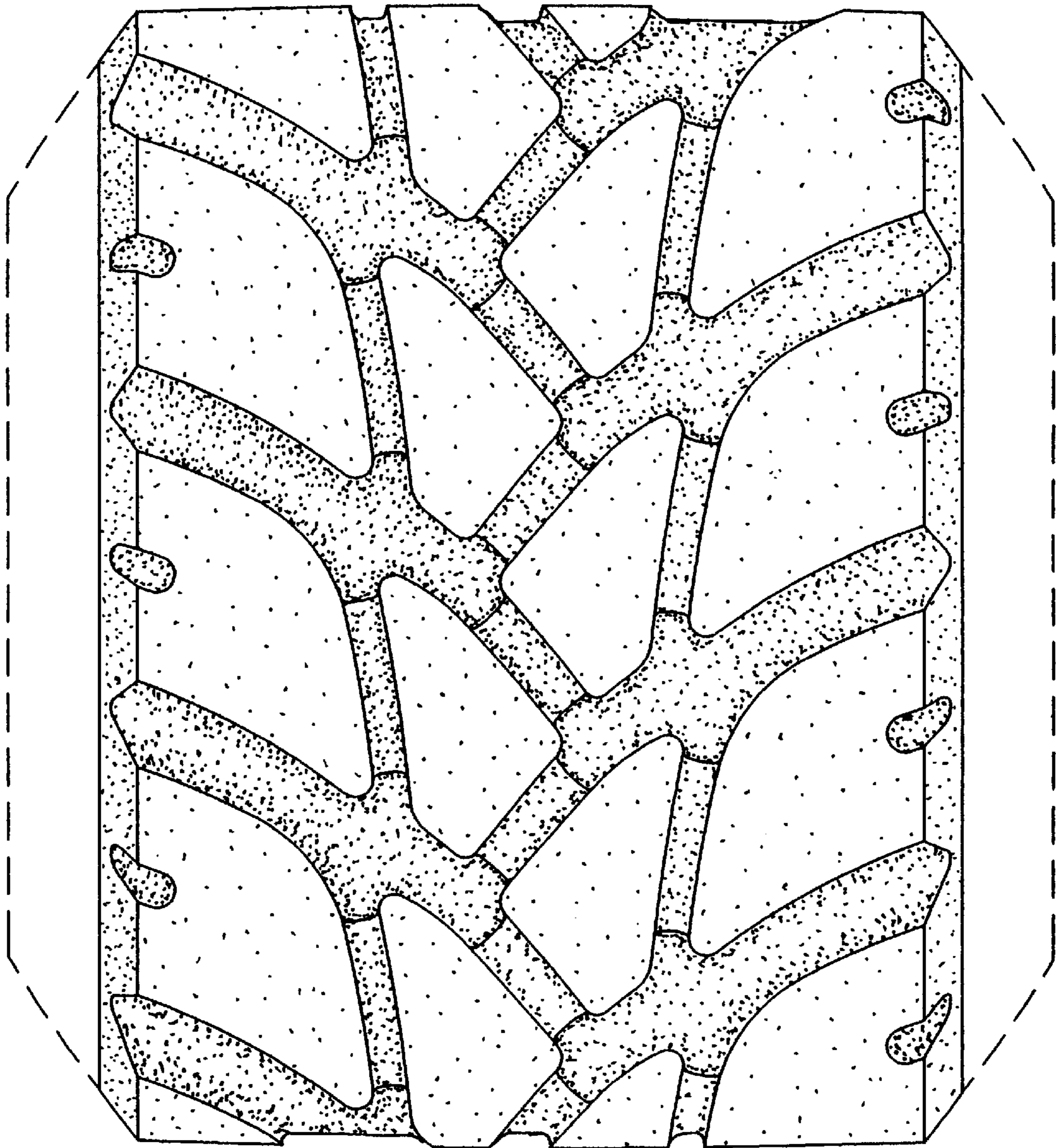


Fig. 2