



US00D399776S

# United States Patent [19]

Hernandez et al.

[11] Patent Number: **Des. 399,776**

[45] Date of Patent: **\*\*Oct. 20, 1998**

[54] REFLECTION WAND

[75] Inventors: **Mathew W. Hernandez**, El Granada;  
**Richard D. Cappels, Sr.**, San Jose,  
both of Calif.

[73] Assignee: **Apple Computer, Inc.**, Cupertino,  
Calif.

[\*\*] Term: **14 Years**

[21] Appl. No.: **41,870**

[22] Filed: **Jul. 25, 1995**

[51] LOC (6) Cl. .... **10-05**

[52] U.S. Cl. .... **D10/109; D10/113**

[58] Field of Search ..... D10/104, 109,  
D10/111, 113, 121; 116/63 R, 63 C, 63 P;  
40/606, 607, 611, 612

[56] **References Cited**

**U.S. PATENT DOCUMENTS**

D. 237,154	10/1975	Boone	.....	D10/109
D. 264,195	5/1982	Jacobs	.....	D10/109
D. 292,894	11/1987	Whitmer et al.	.....	D10/113
D. 323,999	2/1992	Zeishman	.....	D10/113

D. 337,131	7/1993	Wilson	.....	D10/113
D. 362,818	10/1995	Sandy	.....	D10/113

*Primary Examiner*—Marcus A. Jackson  
*Attorney, Agent, or Firm*—Carr & Ferrell L.L.P.

[57] **CLAIM**


The ornamental design for a reflection wand, as shown and described.

**DESCRIPTION**

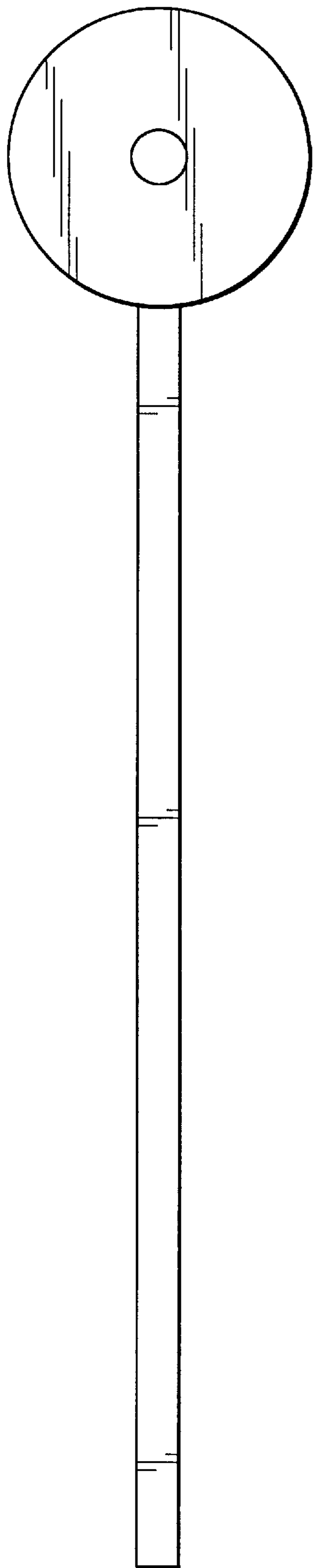
FIG. 1 is a perspective view of a reflection wand, comprising a handle having a support with a hole, and a disk portion with an aperture according to the present invention; FIG. 2 is a top view of the reflection wand shown in FIG. 1; FIG. 3 is a bottom view of the reflection wand shown in FIG. 1; FIG. 4 is a left side view of the reflection wand shown in FIG. 1; FIG. 5 is a right side view of the reflection wand shown in FIG. 1; FIG. 6 is a front view of the reflection wand shown in FIG. 1; and, FIG. 7 is a rear view of the reflection wand shown in FIG. 1.

**1 Claim, 3 Drawing Sheets**

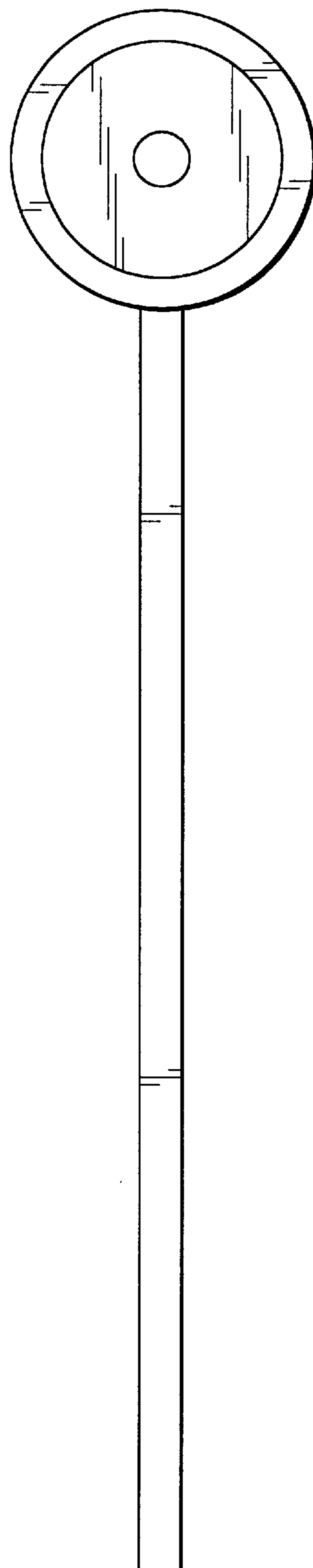




**FIG. 1**



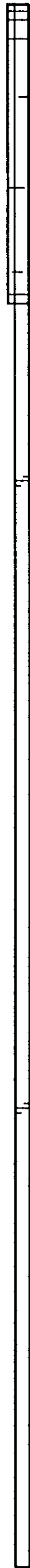
**FIG. 2**



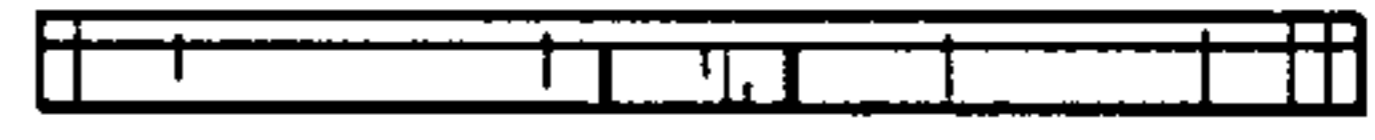
**FIG. 3**



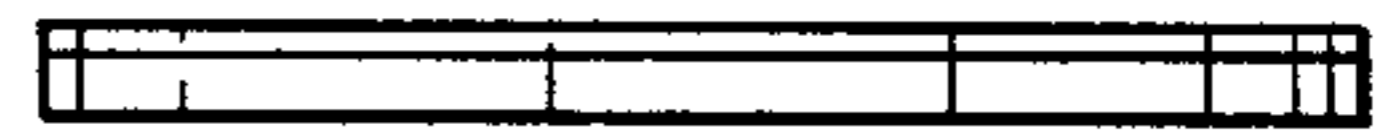
**FIG. 4**



**FIG. 5**



**FIG. 6**



**FIG. 7**