



US00D399763S

United States Patent [19]
Rabassa

[11] **Patent Number: Des. 399,763**
[45] **Date of Patent: **Oct. 20, 1998**

[54] **WATCH CASE**

[75] Inventor: **Serge Rabassa**, Geneva, Switzerland

[73] Assignee: **S.A. Ancienne Fabrique Georges Piaget & Cie**, La Cote-Aux-Fees, Switzerland

[**] Term: **14 Years**

[21] Appl. No.: **77,525**

[22] Filed: **Oct. 3, 1997**

[30] **Foreign Application Priority Data**

Apr. 4, 1997 [XH] Hague Agreement DMA/003676

[51] **LOC (6) Cl.** **10-02**

[52] **U.S. Cl.** **D10/38; D10/30**

[58] **Field of Search** D10/1-40, 122-132; 368/280-282, 276-277, 285

[56] **References Cited**

U.S. PATENT DOCUMENTS

D. 327,020 6/1992 Grüdel D10/30

D. 352,250 11/1994 Giardiello D10/39
D. 353,108 12/1994 Rabassa D10/32
D. 357,193 4/1995 LeFeure D10/39
D. 390,971 7/1997 Giardiello D10/39

Primary Examiner—Nelson C. Holtje
Attorney, Agent, or Firm—Young & Thompson


[57] **CLAIM**

The ornamental design for a watch case, as shown and described.

DESCRIPTION

FIG. 1 is a side view from the right of FIG. 2;
FIG. 2 is a plan view of the watch case;
FIG. 3 is a side view from the left of FIG. 2;
FIG. 4 is a plan rear view thereof;
FIG. 5 is a side view thereof from the bottom of FIG. 2;
FIG. 6 is a side view thereof from the top of FIG. 2; and,
FIG. 7 is a perspective view of the watch case.

1 Claim, 1 Drawing Sheet



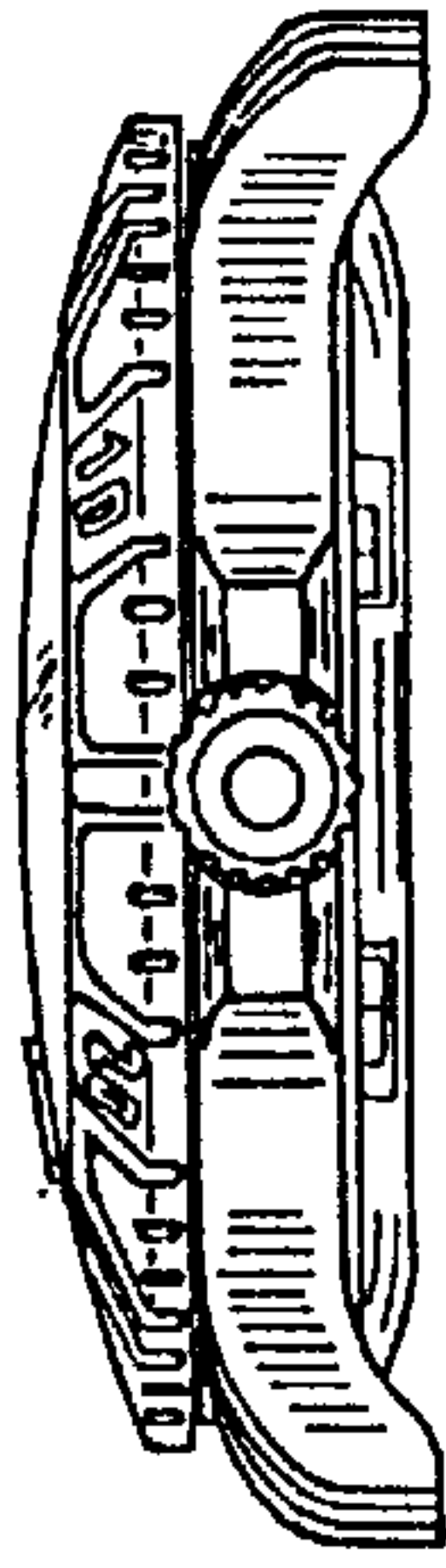


Fig. 1



Fig. 2

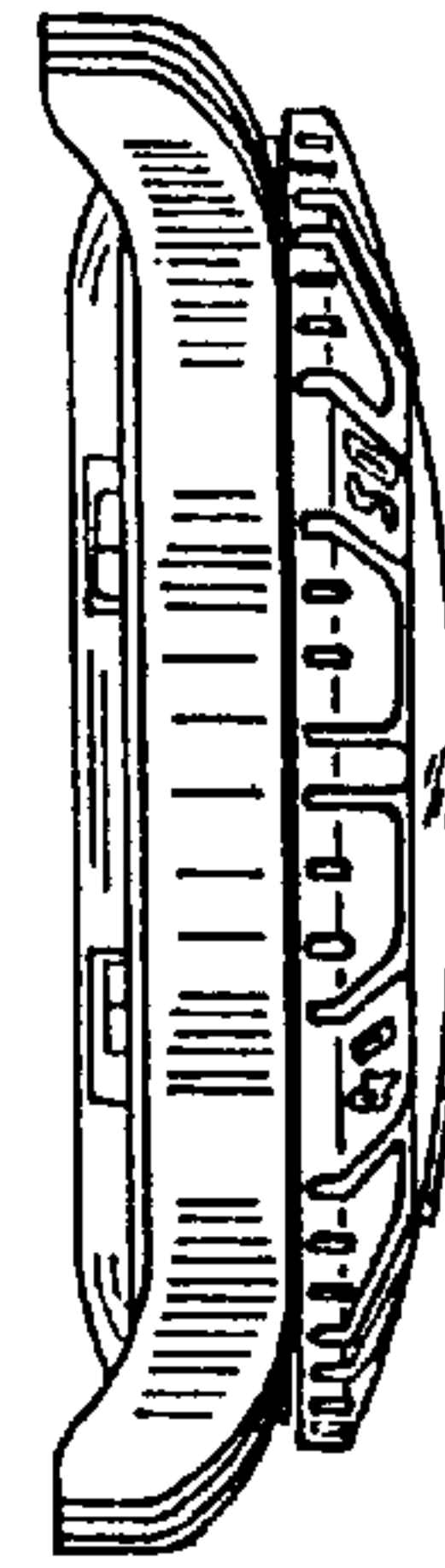


Fig. 3

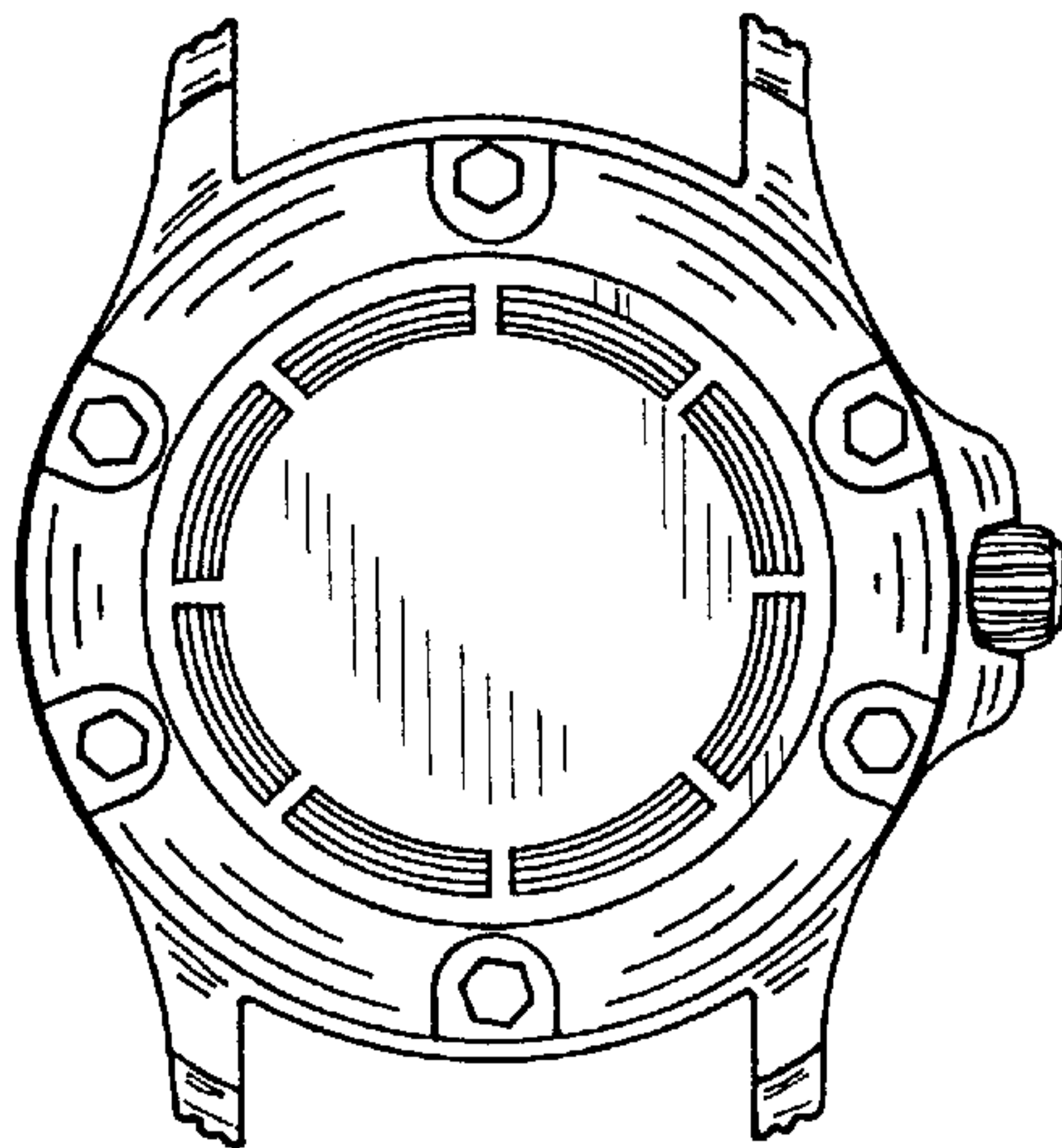


Fig. 4




Fig. 5




Fig. 6




Fig. 7