



US00D399761S

United States Patent [19]
Rabassa

[11] **Patent Number: Des. 399,761**
[45] **Date of Patent: **Oct. 20, 1998**

[54] **WATCH WITH BRACELET**
[75] Inventor: **Serge Rabassa**, Geneva, Switzerland
[73] Assignee: **S.A. Ancienne Fabrique Georges Piaget & Cie**, La Cote-Aux-Fees, Switzerland
[**] Term: **14 Years**

D. 303,936 10/1989 Deblue D10/32
D. 327,020 6/1992 Gradel D10/30
D. 352,250 11/1994 Giardiello D10/39
D. 353,108 12/1994 Rabassa D10/32
D. 357,193 4/1995 Lefevre D10/39
D. 380,971 7/1997 Giardiello D10/39

Primary Examiner—Nelson C. Holtje
Attorney, Agent, or Firm—Young & Thompson

[21] Appl. No.: **77,526**
[22] Filed: **Oct. 3, 1997**
[30] **Foreign Application Priority Data**
Apr. 4, 1997 [XH] Hague Agreement DMA/003676

[57] **CLAIM**
The ornamental design for a watch with bracelet, as shown and described.


[51] **LOC (6) Cl.** **10-02**
[52] **U.S. Cl.** **D10/32**
[58] **Field of Search** D10/1-40, 122-132;
D11/3-25; 63/1.1, 3, 5, 11; 368/276-277,
280-282, 285

DESCRIPTION

FIG. 1 is a top plan view thereof;
FIG. 2 is a rear plan view thereof;
FIG. 3 is a side view thereof from the right of FIG. 1; and,
FIG. 4 is a perspective view thereof.
The upper end portions of FIGS. 2 and 3 have been omitted for ease of illustration.

[56] **References Cited**
U.S. PATENT DOCUMENTS
D. 158,918 6/1950 Winn D10/32

1 Claim, 1 Drawing Sheet






Fig. 1

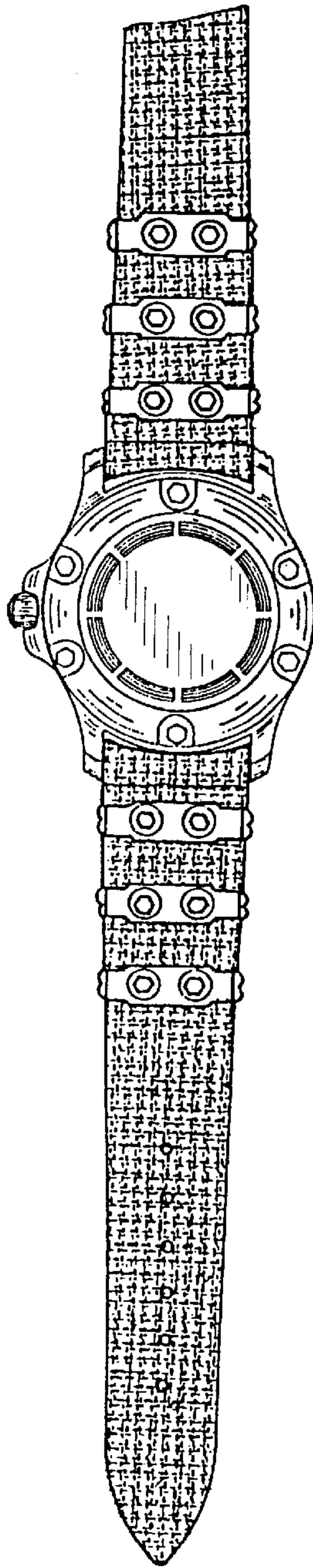


Fig. 2

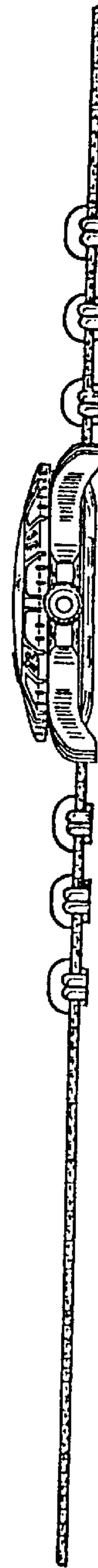


Fig. 3

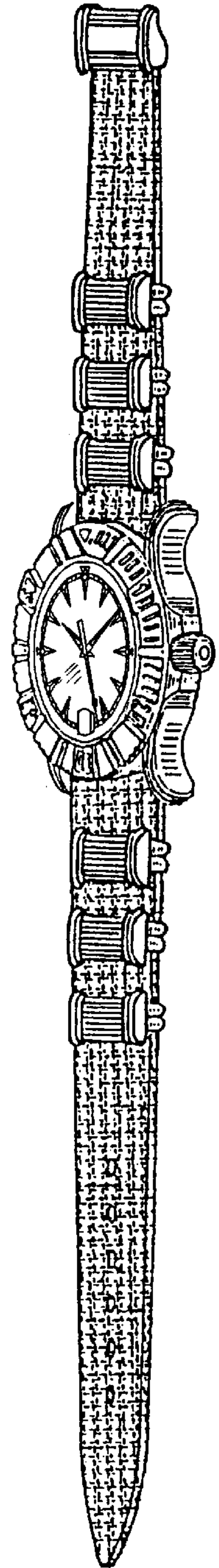


Fig. 4